



**COUNTY OF SANTA BARBARA
STATE OF CALIFORNIA**

STATEMENT OF VOTES CAST

AT THE

STATEWIDE DIRECT PRIMARY ELECTION

JUNE 3, 2008

COMBINED POLL & ABSENTEE VOTE RESULTS

**JOSEPH E. HOLLAND
COUNTY CLERK, RECORDER AND ASSESSOR
&
REGISTRAR OF VOTERS**

BOARD OF SUPERVISORS

Susan Rose
Supervisor, 2nd District
Chair of the Board

Salud Carbajal
Supervisor
1st District

Brooks Firestone
Supervisor
3rd District

Joni Gray
Supervisor
4th District

Joe Centeno
Supervisor
5th District

**STATEMENT OF VOTES CAST
STATEWIDE DIRECT PRIMARY ELECTION
JUNE 3, 2008**

DESCRIPTION

Precinct Cross Reference Report3

RACES AND MEASURES ON THE BALLOT

Races and Candidates8
 Write-In Candidates15

State Propositions
 English18
 Spanish20

Local Measure
 English22
 Spanish22

RESULTS OF RACES & TURN OUT BY PRECINCT*

FEDERAL

U.S. Representative 23rd District – Democratic*26
 U.S. Representative 23rd District - Republican*26
 U.S. Representative 24th District - Democratic*44
 U.S. Representative 24th District - Republican*56

STATE

State Senator 15th District – Democratic (No Candidate).....
 State Senator 15th District - Republican*68
 State Senator 19th District - Democratic*75
 State Senator 19th District - Republican*75
 State Assembly 33rd District - Democratic*100
 State Assembly 33rd District - Republican*100
 State Assembly 35th District - Democratic*113
 State Assembly 35th District - Republican*113

LOCAL

Turn Out.....131
 Superior Court Judge Office No. 5162
 Turn Out**193
 Republican County Committee 1st Supervisorial District.....198
 County Board of Supervisors 1st District203
 Turn Out.....208
 County Board of Supervisors 3rd District.....217
 County Board of Supervisors 4th District*227

* Turn Out totals are included with the race.

**Turn Out totals represent both the following races for 1st Supervisorial District.

RESULTS OF MEASURES

STATE

Proposition 98*235
Proposition 99*263

LOCAL

Measure V2008*294

VOTE REGISTRATION REPORTS

District Registration by party309

ABSENTEE VOTING STATISTICS

Absentee Ballot Issues and Returns by Major District312
Cumulative Absentee Ballots Issued by Voting Precinct and Party313
Cumulative Absentee Ballots Returned by Voting Precinct and Results326

CERTIFICATION OF ELECTION RESULTS

Certification of Election Results of the Official Canvass339
Summary of Certified Results342
Certification of Write-In Candidates347

* Turn Out totals are included with the race.

**Turn Out totals represent both the following races for 1st Supervisorial District.

Voting/Absentee/Regular Pct Xref (Summary - Voting Pct Order)
Statewide Direct Primary Election - 06/03/2008

Voting Precinct	MB?	Abs Pct	Regular Pct	Ballot Type	Voting Precinct	MB?	Abs Pct	Regular Pct	Ballot Type
100026 - M-MCYN	Yes	8100026	0100026 Mission Canyon	1	121224 - CITY STBR		8121224	0121224 City of S.B.	1
101002 - CARP		8101002	0101002 Carpinteria	1	121225 - CITY STBR		8121225	0121225 City of S.B.	1
101006 - CARP		8101006	0101006 Carpinteria	1	121226 - CITY STBR		8121226	0121226 City of S.B.	1
101007 - CARP		8101007	0101007 Carpinteria	1	121227 - CITY STBR		8121227	0121227 City of S.B.	1
101008 - SMLD		8101008	0101008 Summerland	1	121228 - CITY STBR		8121228	0121228 City of S.B.	1
101010 - MONT		8101010	0101010 Montecito	1	121232 - CITY STBR		8121232	0121232 City of S.B.	1
101013 - MONT		8101013	0101013 Montecito	1	121233 - CITY STBR		8121233	0121233 City of S.B.	1
101015 - MONT		8101015	0101015 Montecito	1	121235 - CITY STBR		8121235	0121235 City of S.B.	1
101018 - MONT		8101018	0101018 Montecito	1	121236 - CITY STBR		8121236	0121236 City of S.B.	1
101021 - CSPR		8101021	0101021 Cold Spring	1	122218 - CITY STBR		8122218	0122218 City of S.B.	1
101023 - CSPR		8101023	0101023 Cold Spring	1	151101 - CITY CARP		8151101	0151101 City of Carpinte	1
101024 - M-STYN	Yes	8101024	0101024 Santa Ynez	2	151102 - CITY CARP		8151102	0151102 City of Carpinte	1
101026 - MCYN		8101026	0101026 Mission Canyon	1	151105 - CITY CARP		8151105	0151105 City of Carpinte	1
101027 - MCYN		8101027	0101027 Mission Canyon	1	151107 - CITY CARP		8151107	0151107 City of Carpinte	1
101028 - MCYN		8101028	0101028 Mission Canyon	1	151108 - CITY CARP		8151108	0151108 City of Carpinte	1
101032 - M-CARP	Yes	8101032	0101032 Carpinteria	1	151110 - CITY CARP		8151110	0151110 City of Carpinte	1
121201 - M-CITY STBR	Yes	8121201	0121201 City of S.B.	1	151114 - CITY CARP		8151114	0151114 City of Carpinte	1
121202 - M-CITY STBR	Yes	8121202	0121202 City of S.B.	1	201926 - M-LRES	Yes	8201926	0201926 Lauro Reservoir	3
121203 - CITY STBR		8121203	0121203 City of S.B.	1	202001 - MESA		8202001	0202001 Mesa	3
121206 - CITY STBR		8121206	0121206 City of S.B.	1	202003 - M-HOPE	Yes	8202003	0202003 Hope	3
121207 - CITY STBR		8121207	0121207 City of S.B.	1	202004 - HOPE		8202004	0202004 Hope	3
121208 - CITY STBR		8121208	0121208 City of S.B.	1	202005 - HOPE		8202005	0202005 Hope	3
121209 - M-CITY STBR	Yes	8121209	0121209 City of S.B.	1	202006 - HOPE		8202006	0202006 Hope	3
121210 - M-CITY STBR	Yes	8121210	0121210 City of S.B.	1	202007 - HOPE		8202007	0202007 Hope	3
121211 - CITY STBR		8121211	0121211 City of S.B.	1	202008 - HOPE		8202008	0202008 Hope	3
121214 - CITY STBR		8121214	0121214 City of S.B.	1	202010 - GLTA		8202010	0202010 Goleta	3
121215 - CITY STBR		8121215	0121215 City of S.B.	1	202012 - HOPE		8202012	0202012 Hope	3
121216 - CITY STBR		8121216	0121216 City of S.B.	1	202014 - GLTA		8202014	0202014 Goleta	3
121217 - CITY STBR		8121217	0121217 City of S.B.	1	202016 - GLTA		8202016	0202016 Goleta	3
121218 - CITY STBR		8121218	0121218 City of S.B.	1	202018 - GLTA		8202018	0202018 Goleta	3
121219 - CITY STBR		8121219	0121219 City of S.B.	1	202019 - GLTA		8202019	0202019 Goleta	3
121221 - CITY STBR		8121221	0121221 City of S.B.	1	202020 - GLTA		8202020	0202020 Goleta	3
121223 - CITY STBR		8121223	0121223 City of S.B.	1	202021 - GLTA		8202021	0202021 Goleta	3

Voting Precinct	MB?	Abs Pct	Regular Pct	Ballot Type	Voting Precinct	MB?	Abs Pct	Regular Pct	Ballot Type
202023 - GLTA		8202023	0202023 Goleta	3	222235 - CITY STBR		8222235	0222235 City of S.B.	3
202024 - GLTA		8202024	0202024 Goleta	3	222237 - CITY STBR		8222237	0222237 City of S.B.	3
202026 - GLTA		8202026	0202026 Goleta	3	222239 - CITY STBR		8222239	0222239 City of S.B.	3
202027 - GLTA		8202027	0202027 Goleta	3	222241 - CITY STBR		8222241	0222241 City of S.B.	3
202032 - GLTA		8202032	0202032 Goleta	3	223801 - M-AIRPORT	Yes	8223801	0223801 Airport	3
202035 - M-SB ISLND	Yes	8202035	0202035 SB Islands	4	282025 - CITY GLTA		8282025	0282025 City of Goleta	3
202904 - M-HOPE	Yes	8202904	0202904 Hope	3	282031 - CITY GLTA		8282031	0282031 City of Goleta	3
202915 - M-HOPE	Yes	8202915	0202915 Hope	3	282033 - CITY GLTA		8282033	0282033 City of Goleta	3
203001 - GLTA		8203001	0203001 Goleta	5	283005 - CITY GLTA		8283005	0283005 City of Goleta	3
203003 - GLTA		8203003	0203003 Goleta	3	283007 - CITY GLTA		8283007	0283007 City of Goleta	3
203905 - M-GLTA	Yes	8203905	0203905 Goleta	5	283008 - CITY GLTA		8283008	0283008 City of Goleta	3
203955 - M-PRDS	Yes	8203955	0203955 Paradise	6	300120 - M-PUR	Yes	8300120	0300120 Purisima	7
222095 - M-CITY STBR	Yes	8222095	0222095 City of S.B.	3	300917 - M-ORCT	Yes	8300917	0300917 Orcutt	7
222201 - CITY STBR		8222201	0222201 City of S.B.	3	300992 - M-LSAL	Yes	8300992	0300992 Los Alamos	8
222202 - CITY STBR		8222202	0222202 City of S.B.	3	303014 - M-GLTA	Yes	8303014	0303014 Goleta	9
222203 - CITY STBR		8222203	0222203 City of S.B.	3	303017 - UCSB		8303017	0303017 UCSB	9
222205 - CITY STBR		8222205	0222205 City of S.B.	3	303019 - UCSB		8303019	0303019 UCSB	9
222206 - CITY STBR		8222206	0222206 City of S.B.	3	303020 - UCSB		8303020	0303020 UCSB	9
222208 - CITY STBR		8222208	0222208 City of S.B.	3	303021 - IV		8303021	0303021 Isla Vista	9
222209 - CITY STBR		8222209	0222209 City of S.B.	3	303022 - IV		8303022	0303022 Isla Vista	9
222210 - CITY STBR		8222210	0222210 City of S.B.	3	303023 - IV		8303023	0303023 Isla Vista	9
222211 - CITY STBR		8222211	0222211 City of S.B.	3	303024 - IV		8303024	0303024 Isla Vista	9
222214 - CITY STBR		8222214	0222214 City of S.B.	3	303026 - UCSB		8303026	0303026 UCSB	9
222215 - CITY STBR		8222215	0222215 City of S.B.	3	303027 - UCSB		8303027	0303027 UCSB	9
222216 - CITY STBR		8222216	0222216 City of S.B.	3	303028 - UCSB		8303028	0303028 UCSB	9
222217 - CITY STBR		8222217	0222217 City of S.B.	3	303029 - UCSB		8303029	0303029 UCSB	9
222221 - CITY STBR		8222221	0222221 City of S.B.	3	303031 - IV		8303031	0303031 Isla Vista	9
222222 - CITY STBR		8222222	0222222 City of S.B.	3	303032 - IV		8303032	0303032 Isla Vista	9
222223 - CITY STBR		8222223	0222223 City of S.B.	3	303033 - IV		8303033	0303033 Isla Vista	9
222224 - CITY STBR		8222224	0222224 City of S.B.	3	303036 - IV		8303036	0303036 Isla Vista	9
222226 - CITY STBR		8222226	0222226 City of S.B.	3	303049 - GLTA		8303049	0303049 Goleta	9
222227 - CITY STBR		8222227	0222227 City of S.B.	3	303050 - M-GLTA	Yes	8303050	0303050 Goleta	9
222230 - CITY STBR		8222230	0222230 City of S.B.	3	303051 - M-GLTA	Yes	8303051	0303051 Goleta	10
222232 - CITY STBR		8222232	0222232 City of S.B.	3	303053 - M-GLTA	Yes	8303053	0303053 Goleta	10
222233 - CITY STBR		8222233	0222233 City of S.B.	3	303056 - M-STYN	Yes	8303056	0303056 Santa Ynez	8
222234 - CITY STBR		8222234	0222234 City of S.B.	3	303058 - M-STYN	Yes	8303058	0303058 Santa Ynez	8

Voting Precinct	MB?	Abs Pct	Regular Pct	Ballot Type	Voting Precinct	MB?	Abs Pct	Regular Pct	Ballot Type
303059 - STYN		8303059	0303059 Santa Ynez	8	304012 - PUR		8304012	0304012 Purisima	7
303060 - STYN		8303060	0303060 Santa Ynez	8	304014 - M-PUR	Yes	8304014	0304014 Purisma	7
303061 - STYN		8303061	0303061 Santa Ynez	8	304017 - M-ORCT	Yes	8304017	0304017 Orcutt	7
303062 - STYN		8303062	0303062 Santa Ynez	8	304915 - M-CSML	Yes	8304915	0304915 Casmalia	7
303066 - SLVG		8303066	0303066 Solvang	8	305903 - M-LSOL	Yes	8305903	0305903 Los Olivos	8
303068 - M-SLVG	Yes	8303068	0303068 Solvang	8	313501 - M-CITY LMPC	Yes	8313501	0313501 City of Lompoc	7
303069 - BLRD		8303069	0303069 Ballard	8	314525 - M-CITY LMPC	Yes	8314525	0314525 City of Lompoc	7
303071 - LSOL		8303071	0303071 Los Olivos	8	323201 - M-AIRPORT	Yes	8323201	0323201 Airport	9
303073 - BLTN		8303073	0303073 Buellton	8	363301 - M-CITY SLVG	Yes	8363301	0363301 City of Solvang	8
303075 - M-BLTN	Yes	8303075	0303075 Buellton	7	363302 - CITY SLVG		8363302	0363302 City of Solvang	8
303077 - M-VIST	Yes	8303077	0303077 Vista Del Mar	11	363303 - CITY SLVG		8363303	0363303 City of Solvang	8
303078 - M-VIST	Yes	8303078	0303078 Vista Del Mar	11	363304 - CITY SLVG		8363304	0363304 City of Solvang	8
303079 - M-VIST	Yes	8303079	0303079 Vista Del Mar	8	363305 - M-CITY SLVG	Yes	8363305	0363305 City of Solvang	8
303080 - M-VIST	Yes	8303080	0303080 Vista Del Mar	12	373401 - CITY BLTN		8373401	0373401 City of Buellton	8
303081 - M-VIST	Yes	8303081	0303081 Vista Del Mar	7	373402 - CITY BLTN		8373402	0373402 City of Buellton	8
303082 - M-VIST	Yes	8303082	0303082 Vista Del Mar	7	373403 - CITY BLTN		8373403	0373403 City of Buellton	8
303083 - M-PUR	Yes	8303083	0303083 Purisima	8	383006 - CITY GLTA		8383006	0383006 City of Goleta	9
303085 - M-PUR	Yes	8303085	0303085 Purisima	7	383011 - CITY GLTA		8383011	0383011 City of Goleta	9
303086 - M-PUR	Yes	8303086	0303086 Purisima	7	383015 - CITY GLTA		8383015	0383015 City of Goleta	9
303092 - LSAL		8303092	0303092 Los Alamos	7	383016 - CITY GLTA		8383016	0383016 City of Goleta	9
303095 - IV		8303095	0303095 Isla Vista	9	383039 - CITY GLTA		8383039	0383039 City of Goleta	9
303914 - M-GLTA	Yes	8303914	0303914 Goleta	9	383040 - CITY GLTA		8383040	0383040 City of Goleta	9
303950 - M-GLTA	Yes	8303950	0303950 Goleta	10	383041 - CITY GLTA		8383041	0383041 City of Goleta	9
303954 - M-PRDS	Yes	8303954	0303954 Paradise	8	383042 - CITY GLTA		8383042	0383042 City of Goleta	9
303966 - M-SLVG	Yes	8303966	0303966 Solvang	8	383043 - CITY GLTA		8383043	0383043 City of Goleta	9
303978 - M-VIST	Yes	8303978	0303978 Vista Del Mar	11	383045 - CITY GLTA		8383045	0383045 City of Goleta	9
303980 - M-VIST	Yes	8303980	0303980 Vista Del Mar	7	383047 - CITY GLTA		8383047	0383047 City of Goleta	9
303984 - M-PUR	Yes	8303984	0303984 Purisima	12	383916 - M-CITY GLTA	Yes	8383916	0383916 City of Goleta	9
303986 - M-PUR	Yes	8303986	0303986 Purisima	7	389008 - M-CITY GLTA	Yes	8389008	0389008 City of Goleta	9
303987 - PUR		8303987	0303987 Purisima	7	400012 - M-PUR	Yes	8400012	0400012 Purisima	13
303994 - M-ORCT	Yes	8303994	0303994 Orcutt	7	400915 - M-CSML	Yes	8400915	0400915 Casmalia	13
304001 - M-VDBG	Yes	8304001	0304001 Vandenberg	12	400918 - M-ORCT	Yes	8400918	0400918 Orcutt	13
304002 - VDBG		8304002	0304002 Vandenberg	7	400921 - M-STMR	Yes	8400921	0400921 Santa Maria	14
304006 - PUR		8304006	0304006 Purisima	7	400926 - M-ORCT	Yes	8400926	0400926 Orcutt	15
304009 - PUR		8304009	0304009 Purisima	7	403087 - PUR		8403087	0403087 Purisima	13
304010 - PUR		8304010	0304010 Purisima	7	403088 - PUR		8403088	0403088 Purisima	13

Voting Precinct	MB?	Abs Pct	Regular Pct	Ballot Type	Voting Precinct	MB?	Abs Pct	Regular Pct	Ballot Type
403090 - M-PUR	Yes	8403090	0403090 Purisima	13	405905 - M-SISQ	Yes	8405905	0405905 Sisquoc	13
403091 - PUR		8403091	0403091 Purisima	13	405906 - M-ORCT	Yes	8405906	0405906 Orcutt	15
403093 - M-LSAL	Yes	8403093	0403093 Los Alamos	13	405914 - M-STMR	Yes	8405914	0405914 Santa Maria	15
404003 - M-PUR	Yes	8404003	0404003 Purisima	13	405920 - M-GDLP	Yes	8405920	0405920 Guadalupe	16
404015 - M-CSML	Yes	8404015	0404015 Casmalia	16	414501 - CITY LMPC		8414501	0414501 City of Lompoc	13
404018 - M-ORCT	Yes	8404018	0404018 Orcutt	13	414502 - CITY LMPC		8414502	0414502 City of Lompoc	13
404019 - ORCT		8404019	0404019 Orcutt	13	414504 - CITY LMPC		8414504	0414504 City of Lompoc	13
404021 - ORCT		8404021	0404021 Orcutt	13	414505 - CITY LMPC		8414505	0414505 City of Lompoc	13
404022 - ORCT		8404022	0404022 Orcutt	13	414506 - CITY LMPC		8414506	0414506 City of Lompoc	13
404023 - ORCT		8404023	0404023 Orcutt	13	414508 - CITY LMPC		8414508	0414508 City of Lompoc	13
404025 - ORCT		8404025	0404025 Orcutt	13	414510 - CITY LMPC		8414510	0414510 City of Lompoc	13
404026 - ORCT		8404026	0404026 Orcutt	15	414512 - CITY LMPC		8414512	0414512 City of Lompoc	13
404027 - ORCT		8404027	0404027 Orcutt	13	414513 - CITY LMPC		8414513	0414513 City of Lompoc	13
404028 - ORCT		8404028	0404028 Orcutt	15	414516 - CITY LMPC		8414516	0414516 City of Lompoc	13
404030 - ORCT		8404030	0404030 Orcutt	13	414518 - CITY LMPC		8414518	0414518 City of Lompoc	13
404031 - ORCT		8404031	0404031 Orcutt	15	414519 - CITY LMPC		8414519	0414519 City of Lompoc	13
404032 - ORCT		8404032	0404032 Orcutt	15	414521 - CITY LMPC		8414521	0414521 City of Lompoc	13
404034 - ORCT		8404034	0404034 Orcutt	15	414522 - CITY LMPC		8414522	0414522 City of Lompoc	13
404035 - ORCT		8404035	0404035 Orcutt	15	414524 - CITY LMPC		8414524	0414524 City of Lompoc	13
404037 - ORCT		8404037	0404037 Orcutt	15	435809 - M-CITY STMR	Yes	8435809	0435809 City of S.M.	15
404039 - ORCT		8404039	0404039 Orcutt	15	435814 - M-CITY STMR	Yes	8435814	0435814 City of S.M.	14
404040 - ORCT		8404040	0404040 Orcutt	15	435913 - M-CITY STMR	Yes	8435913	0435913 City of S.M.	14
404041 - ORCT		8404041	0404041 Orcutt	15	445701 - CITY GDLP		8445701	0445701 City of Guadalupe	14
404042 - ORCT		8404042	0404042 Orcutt	15	445702 - CITY GDLP		8445702	0445702 City of Guadalupe	14
404044 - ORCT		8404044	0404044 Orcutt	15	503992 - M-LSAL	Yes	8503992	0503992 Los Alamos	17
404046 - M-ORCT	Yes	8404046	0404046 Orcutt	13	505001 - M-CYM	Yes	8505001	0505001 Cuyama	17
404918 - M-ORCT	Yes	8404918	0404918 Orcutt	16	505002 - M-LSOL	Yes	8505002	0505002 Los Olivos	17
404926 - M-ORCT	Yes	8404926	0404926 Orcutt	13	505003 - M-LSOL	Yes	8505003	0505003 Los Olivos	17
405006 - ORCT		8405006	0405006 Orcutt	13	505004 - M-SISQ	Yes	8505004	0505004 Sisquoc	18
405009 - ORCT		8405009	0405009 Orcutt	15	505005 - M-SISQ	Yes	8505005	0505005 Sisquoc	18
405010 - ORCT		8405010	0405010 Orcutt	15	505007 - M-STMR	Yes	8505007	0505007 Santa Maria	19
405012 - M-ORCT	Yes	8405012	0405012 Orcutt	15	505016 - M-STMR	Yes	8505016	0505016 Santa Maria	20
405013 - STMR		8405013	0405013 Santa Maria	14	505901 - CYM		8505901	0505901 Cuyama	17
405014 - M-STMR	Yes	8405014	0405014 Santa Maria	14	505902 - M-LOS PDRS	Yes	8505902	0505902 Los Padres NF	17
405020 - M-GDLP	Yes	8405020	0405020 Guadalupe	14	505904 - M-SISQ	Yes	8505904	0505904 Sisquoc	17
405021 - M-STMR	Yes	8405021	0405021 Santa Maria	15	505916 - M-STMR	Yes	8505916	0505916 Santa Maria	19

Voting Precinct	MB?	Abs Pct	Regular Pct	Ballot Type	Voting Precinct	MB?	Abs Pct	Regular Pct	Ballot Type
505994 - M-STMR	Yes	8505994	0505994 Santa Maria	20					
509005 - M-SISQ	Yes	8509005	0509005 Sisquoc	19					
535601 - M-CITY STMR	Yes	8535601	0535601 City of S.M.	20					
535602 - CITY STMR		8535602	0535602 City of S.M.	20					
535603 - CITY STMR		8535603	0535603 City of S.M.	20					
535604 - CITY STMR		8535604	0535604 City of S.M.	20					
535605 - CITY STMR		8535605	0535605 City of S.M.	20					
535606 - CITY STMR		8535606	0535606 City of S.M.	20					
535607 - CITY STMR		8535607	0535607 City of S.M.	20					
535608 - CITY STMR		8535608	0535608 City of S.M.	20					
535613 - CITY STMR		8535613	0535613 City of S.M.	20					
535614 - CITY STMR		8535614	0535614 City of S.M.	20					
535615 - CITY STMR		8535615	0535615 City of S.M.	20					
535617 - CITY STMR		8535617	0535617 City of S.M.	20					
535618 - CITY STMR		8535618	0535618 City of S.M.	20					
535619 - CITY STMR		8535619	0535619 City of S.M.	20					
535620 - CITY STMR		8535620	0535620 City of S.M.	20					
535621 - CITY STMR		8535621	0535621 City of S.M.	20					
535623 - CITY STMR		8535623	0535623 City of S.M.	20					
535624 - CITY STMR		8535624	0535624 City of S.M.	20					
535625 - M-CITY STMR	Yes	8535625	0535625 City of S.M.	20					
535626 - CITY STMR		8535626	0535626 City of S.M.	20					
535628 - CITY STMR		8535628	0535628 City of S.M.	20					
535630 - CITY STMR		8535630	0535630 City of S.M.	20					
535631 - CITY STMR		8535631	0535631 City of S.M.	20					
535632 - CITY STMR		8535632	0535632 City of S.M.	20					
535633 - CITY STMR		8535633	0535633 City of S.M.	20					
535636 - CITY STMR		8535636	0535636 City of S.M.	20					
535637 - CITY STMR		8535637	0535637 City of S.M.	20					
535640 - CITY STMR		8535640	0535640 City of S.M.	20					
535641 - CITY STMR		8535641	0535641 City of S.M.	20					
535803 - M-CITY STMR	Yes	8535803	0535803 City of S.M.	20					
535805 - CITY STMR		8535805	0535805 City of S.M.	20					
535843 - CITY STMR		8535843	0535843 City of S.M.	20					



Contest/Candidate Proof List

Statewide Direct Primary Election

Contests: 1231 to 9600 - Contests On Ballot

Candidates are in Random Alpha Order

Candidates: Qualified Candidates

Contest/District	Vote For	Num Cands	Num Qualified	Status
1231 U.S. Representative, 23rd District DEM	1	1	1	ON BALLOT
*123-0 23rd Congressional District				
Incumbent(s): Lois Capps	Elected			
Candidate(s): LOIS CAPPS, Democratic U.S. Representative	Day: (805)884-4760	Campaign Phone:	Qualified Date: 3/3/2008	
	Eve:	Fax:	User Codes:	
Mail: PO Box 23940	Fax:	Mobile:	Cand ID: 1	
Santa Barbara, CA 93121	Filing Fee: \$1,652.00	Fees Paid: \$0.00	\$0.00	
	Web: capps@silcom.com			
Requirements Status:				
Sigs In Lieu Filed	Nomination Papers Filed	03/03/2008	Candidate Statement Filed	
Declaration of Candidacy Filed	03/03/2008	Code of Fair Campaign Practices Filed		
1232 U.S. Representative, 23rd District REP	1	1	1	ON BALLOT
*123-0 23rd Congressional District				
Incumbent(s): Lois Capps	Elected			
Candidate(s): MATT T. KOKKONEN, Republican Financial Planner	Day: (805)541-1880	Campaign Phone:	Qualified Date: 3/6/2008	
	Eve: (805)575-2565	Fax:	User Codes:	
Mail: 215 Squire Canyon Rd	Fax: (805)541-2853	Mobile:	Cand ID: 1	
San Luis Obispo, CA 93401	Filing Fee: \$1,652.00	Fees Paid: \$0.00	\$0.00	
Requirements Status:				
Sigs In Lieu Filed	Nomination Papers Filed	03/06/2008	Candidate Statement Filed	
Declaration of Candidacy Filed	03/06/2008	Code of Fair Campaign Practices Filed		
* 1341 U.S. Representative, 24th District DEM	1	3	3	ON BALLOT
*124-0 24th Congressional District				
Incumbent(s): Elton Gallegly	Elected			
Candidate(s): MARY PALLANT, Democratic Insurance Agent	Day: (805)665-8412	Campaign Phone:	Qualified Date: 2/16/2008	
	Eve: (818)404-1245	Fax:	User Codes:	
Mail: 638 Lindero Canyon #173	Fax:	Mobile:	Cand ID: 3	
Oak Park, CA 91377	Filing Fee: \$1,652.00	Fees Paid: \$0.00	\$0.00	
Requirements Status:				
Sigs In Lieu Filed	02/12/2008	Nomination Papers Filed	02/12/2008	Candidate Statement Filed
Declaration of Candidacy Filed	02/12/2008	Code of Fair Campaign Practices Filed		
Candidate(s): MARTA ANN JORGENSEN, Democratic Educator	Day: (805)688-3162	Campaign Phone:	Qualified Date: 2/27/2008	
	Eve:	Fax:	User Codes:	
Mail: 330 5th St Apt F	Fax:	Mobile:	Cand ID: 1	
Solvang, CA 93463	Filing Fee: \$1,652.00	Fees Paid: \$0.00	\$0.00	
	Web: www.jorgensenforcongress.com			
	Email: jorgenforcongress08@gmail.com			
Requirements Status:				
Sigs In Lieu Filed	02/19/2008	Nomination Papers Filed	02/19/2008	Candidate Statement Filed
Declaration of Candidacy Filed	02/27/2008	Code of Fair Campaign Practices Filed		

Contest/District			Vote For	Num Cands	Num Qualified	Status
Partisan UNITED STATES REPRESENTATIVE Representative In Congress						
1341 U.S. Representative, 24th District DEM			1	3	3	ON BALLOT
JILL MARTINEZ, Democratic Businesswoman/Housing Developer	Mail: P O Box 3322 Thousand Oaks, CA 91359	Day: (805)446-3000 Eve: Fax:	Campaign Phone: Fax: Mobile:	Filing Fee: \$1,652.00	Fees Paid: \$0.00	Qualified Date: 3/5/2008 User Codes: Cand ID: 2
Requirements Status						
Sigs In Lieu Filed	03/21/2008	Nomination Papers Filed	02/22/2008	Candidate Statement Filed		
Declaration of Candidacy Filed	03/05/2008	Code of Fair Campaign Practices Filed	03/05/2008			
* 1342 U.S. Representative, 24th District REP		*124-0 24th Congressional District	1	2	2	ON BALLOT
Incumbent(s): Elton Gallegly		Elected				
Candidate(s): MICHAEL TENENBAUM, Republican Business Attorney/Entrepreneur	Mail: 2219 E Thousand Oaks Blvd #301 Thousand Oaks, CA 91362	Day: (805)435-2520 Eve: Fax:	Campaign Phone: Fax: Mobile:	Filing Fee: \$1,652.00	Fees Paid: \$0.00	Qualified Date: 3/10/2008 User Codes: Cand ID: 2
Requirements Status						
Sigs In Lieu Filed		Nomination Papers Filed	03/07/2008	Candidate Statement Filed		
Declaration of Candidacy Filed	03/07/2008	Code of Fair Campaign Practices Filed	03/07/2008			
ELTON GALLEGLY, Republican U.S. Representative	Mail: P O Box 940001 Simi Valley, CA 93094	Day: (805)522-4487 Eve: Fax:	Campaign Phone: Fax: Mobile:	Filing Fee: \$1,652.00	Fees Paid: \$0.00	Qualified Date: 2/12/2008 User Codes: Cand ID: 1
Requirements Status						
Sigs In Lieu Filed	02/01/2008	Nomination Papers Filed	02/11/2008	Candidate Statement Filed		
Declaration of Candidacy Filed		Code of Fair Campaign Practices Filed	02/11/2008			
1391 State Senator, 15th District DEM		*215-0 15th State Senatorial District	1	0	0	ON BALLOT
Incumbent(s): Abel Maldonado		Elected				
1392 State Senator, 15th District REP		*215-0 15th State Senatorial District	1	1	1	ON BALLOT
Incumbent(s): Abel Maldonado		Elected				
Candidate(s): ABEL MALDONADO, Republican State Senator/Businessman	Mail: 257 Kathleen Ct Santa Maria, CA 93454	Day: (805)549-3784 Eve: Fax:	Campaign Phone: Fax: Mobile:	Filing Fee: \$1,162.08	Fees Paid: \$0.00	Qualified Date: 2/25/2008 User Codes: Cand ID: 1
Requirements Status						
Sigs In Lieu Filed		Nomination Papers Filed		Candidate Statement Filed		
Declaration of Candidacy Filed	02/25/2008	Code of Fair Campaign Practices Filed	02/25/2008			
* 1401 State Senator, 19th District DEM		*219-0 19th State Senatorial District	1	1	1	ON BALLOT
Incumbent(s): Tom Mc Clintock		Elected				
Candidate(s): HANNAH-BETH JACKSON, Democratic Educator	Mail: P.O. 92010 Santa Barbara, CA 93190	Day: 805-698-7816 Eve: (805)695-0346 Fax: (805)969-6885	Campaign Phone: Fax: Mobile:	Filing Fee: \$1,162.08	Fees Paid: \$0.00	Qualified Date: 3/6/2008 User Codes: Cand ID: 1
Email: jackson4senate@yahoo.com						

Contest/District	Vote For	Num Cands	Num Qualified	Status
Partisan STATE SENATOR State Senator				
1401 State Senator, 19th District DEM	1	1	1	ON BALLOT
Requirements Status: _____				
Sigs In Lieu Filed	Nomination Papers Filed	03/03/2008	Candidate Statement Filed	
Declaration of Candidacy Filed	Code of Fair Campaign Practices Filed	03/06/2008		
* 1402 State Senator, 19th District REP	*219-0 19th State Senatorial District	1	1	ON BALLOT
Incumbent(s): Tom Mc Clintock	Elected			
Candidate(s): TONY STRICKLAND, Republican Alternative Energy Executive	Day: _____ Eve: _____ Fax: _____ Filing Fee: \$1,162.08	Campaign Phone: _____ Fax: _____ Mobile: _____ Fees Paid: \$0.00	Qualified Date: 3/4/2008 User Codes: _____ Cand ID: 1	
Requirements Status: _____				
Sigs In Lieu Filed	Nomination Papers Filed	03/04/2008	Candidate Statement Filed	
Declaration of Candidacy Filed	Code of Fair Campaign Practices Filed			
* 1451 State Assembly, 33rd District DEM	*333-0 33rd State Assembly District	1	1	ON BALLOT
Incumbent(s): Sam Blakeslee	Elected			
Candidate(s): ROBERT EVAN CUTHBERT, Democratic No Ballot Designation	Day: (805)291-1342 Eve: _____ Fax: _____ Filing Fee: \$1,162.08	Campaign Phone: _____ Fax: _____ Mobile: _____ Fees Paid: \$0.00	Qualified Date: 3/7/2008 User Codes: _____ Cand ID: 1	
Requirements Status: _____				
Sigs In Lieu Filed	Nomination Papers Filed	03/05/2008	Candidate Statement Filed	
Declaration of Candidacy Filed	Code of Fair Campaign Practices Filed	03/07/2008		
* 1452 State Assembly, 33rd District REP	*333-0 33rd State Assembly District	1	1	ON BALLOT
Incumbent(s): Sam Blakeslee	Elected			
Candidate(s): SAM BLAKESLEE, Republican Assemblyman/Businessman	Day: _____ Eve: _____ Fax: _____ Filing Fee: \$1,162.08	Campaign Phone: _____ Fax: _____ Mobile: _____ Fees Paid: \$0.00	Qualified Date: 2/29/2008 User Codes: _____ Cand ID: 2	
Requirements Status: _____				
Sigs In Lieu Filed	Nomination Papers Filed	03/07/2008	Candidate Statement Filed	
Declaration of Candidacy Filed	Code of Fair Campaign Practices Filed			
* 1461 State Assembly, 35th District DEM	*335-0 35th State Assembly District	1	1	ON BALLOT
Incumbent(s): Pedro Nava	Elected			
Candidate(s): PEDRO NAVA, Democratic Member of the State Assembly, 35th District	Day: _____ Eve: _____ Fax: _____ Filing Fee: \$1,162.08	Campaign Phone: _____ Fax: _____ Mobile: _____ Fees Paid: \$0.00	Qualified Date: 2/29/2008 User Codes: _____ Cand ID: 1	
Requirements Status: _____				
Sigs In Lieu Filed	Nomination Papers Filed	02/25/2008	Candidate Statement Filed	
Declaration of Candidacy Filed	Code of Fair Campaign Practices Filed	02/29/2008		

Contest/District	Vote For	Num Cands	Num Qualified	Status	
* 1462 State Assembly, 35th District REP	*035-0 35th State Assembly District	1	1	1	ON BALLOT
Incumbent(s): Pedro Nava	Elected				
Candidate(s): GREGORY GANDRUD, Republican Accountant	Day: (805)566-1475x114 Eve: (805)684-0411 Fax: Filing Fee: \$1,162.08 Email: gregory.gandrud@gte.net	Campaign Phone: Fax: Mobile: Fees Paid: \$0.00	Qualified Date: 3/6/2008 User Codes: Cand ID: 1 \$0.00		
Requirements Status:					
Sigs In Lieu Filed	Nomination Papers Filed	03/06/2008	03/06/2008	Candidate Statement Filed	
Declaration of Candidacy Filed	Code of Fair Campaign Practices Filed	03/06/2008	03/06/2008		
* 1931 Superior Court Judge, Office No. 5	*0-0 Santa Barbara County	1	8	4	ON BALLOT
Incumbent(s): Diana Hall	Appointed				
Candidate(s): JOHN MACKINNON Senior County Prosecutor	Day: (805)346-7639 Eve: Fax: Filing Fee: \$1,787.89 Email: jmackin@co.santa-barbara.ca.us	Campaign Phone: Fax: Mobile: Fees Paid: \$0.00	Qualified Date: 3/7/2008 User Codes: Cand ID: 8 \$0.00		
Requirements Status:					
Sigs In Lieu Filed	Nomination Papers Filed	03/07/2008	02/28/2008	Candidate Statement Filed	03/07/2008
Declaration of Candidacy Filed	Code of Fair Campaign Practices Filed	03/07/2008	03/07/2008		
JED BEEBE Superior Court Attorney	Day: (805)345-9750 Eve: Fax: Filing Fee: \$1,787.89 Web: BeebeforJudge.com Email: Jedbeebe@BeebeforJudge.com	Campaign Phone: Fax: Mobile: Fees Paid: \$0.00	Qualified Date: 3/7/2008 User Codes: Cand ID: 4 \$0.00		
Requirements Status:					
Sigs In Lieu Filed	Nomination Papers Filed	03/07/2008	03/06/2008	Candidate Statement Filed	03/07/2008
Declaration of Candidacy Filed	Code of Fair Campaign Practices Filed	03/07/2008			
LYNN S. CUTLER Deputy District Attorney	Day: (805)346-7545 Eve: (805)937-1154 Fax: Filing Fee: \$1,787.89 Email: lcutter@co.santa-barbara.ca.us	Campaign Phone: Fax: Mobile: Fees Paid: \$0.00	Qualified Date: 3/7/2008 User Codes: Cand ID: 7 \$0.00		
Requirements Status:					
Sigs In Lieu Filed	Nomination Papers Filed	03/07/2008	02/29/2008	Candidate Statement Filed	03/07/2008
Declaration of Candidacy Filed	Code of Fair Campaign Practices Filed	03/07/2008	03/07/2008		
KEVIN READY Santa Barbara County Counsel Attorney	Day: (805)277-2205 Eve: Fax: (805)456-0532 Filing Fee: \$1,787.89 Web: www.ReadyforJudge.com Email: campaign@readyforjudge.com	Campaign Phone: Fax: Mobile: Fees Paid: \$0.00	Qualified Date: 3/7/2008 User Codes: Cand ID: 2 \$0.00		
Requirements Status:					
Sigs In Lieu Filed	Nomination Papers Filed	02/20/2008	03/06/2008	Candidate Statement Filed	03/07/2008
Declaration of Candidacy Filed	Code of Fair Campaign Practices Filed	03/07/2008	03/07/2008		

Contest/District		Vote For	Num Cands	Num Qualified	Status
3001 County Board of, Supervisors 1st District	*401-0 1st Supervisorial District	1	1	1	ON BALLOT
Incumbent(s):	Salud Carbajal	Elected			
Candidate(s):	SALUD CARBAJAL First District Supervisor	Day: (805)682-5953 Eve: Fax: (805)966-2296 Filing Fee: \$844.89	Campaign Phone: Fax: Mobile: Fees Paid: \$0.00	Qualified Date: 2/28/2008 User Codes: Card ID: 1	
Requirements Status:					
Sigs In Lieu Filed	Nomination Papers Filed	02/28/2008	Candidate Statement Filed	02/28/2008	
Declaration of Candidacy Filed	Code of Fair Campaign Practices Filed	02/28/2008			
Mail: PO Box 22557 Santa Barbara, CA 93121					
* 3011 County Board of, Supervisors 3rd District	*403-0 3rd Supervisorial District	1	5	5	ON BALLOT
Incumbent(s):	Brooks Firestone	Elected			
Candidate(s):	STEVEN PAPPAS Board President/Businessman	Day: (805)403-6003 Eve: Fax: Filing Fee: \$844.89	Campaign Phone: Fax: Mobile: Fees Paid: \$0.00	Qualified Date: 3/7/2008 User Codes: Card ID: 5	
Requirements Status:					
Sigs In Lieu Filed	Nomination Papers Filed	03/06/2008	Candidate Statement Filed	03/07/2008	
Declaration of Candidacy Filed	Code of Fair Campaign Practices Filed	03/07/2008			
Mail: PO Box 341 Los Olivos, CA 93441-0327					
Web: stevepappas.org Email: stevepappas@earthlink.net					
VICTORIA POINTER Councilmember, City of Buellton		Day: (805)688-9229 Eve: Fax: Filing Fee: \$844.89	Campaign Phone: Fax: Mobile: Fees Paid: \$0.00	Qualified Date: 3/5/2008 User Codes: Card ID: 2	
Requirements Status:					
Sigs In Lieu Filed	Nomination Papers Filed	03/05/2008	Candidate Statement Filed	03/05/2008	
Declaration of Candidacy Filed	Code of Fair Campaign Practices Filed	03/05/2008			
Mail: 512 Thumbellina Dr Buellton, CA 93427					
Email: Victoria.Pointer@cityofbuellton.com <i>Victoria.Pointer.P.O.E.Supervisor@gmail.com</i>					
DAVE SMYSER Agricultural Consultant/Attorney		Day: (805)688-4209 Eve: Fax: (805)456-3855 Filing Fee: \$844.89	Campaign Phone: Fax: Mobile: Fees Paid: \$0.00	Qualified Date: 3/6/2008 User Codes: Card ID: 3	
Requirements Status:					
Sigs In Lieu Filed	Nomination Papers Filed	03/06/2008	Candidate Statement Filed	03/06/2008	
Declaration of Candidacy Filed	Code of Fair Campaign Practices Filed	03/06/2008			
Mail: PO Box 527 Solvang, CA 93464-0527					
Web: smyserforsupervisor.com Email: smyser4supervisor@verizon.net					
DAVID (DAVE) BEARMAN Physician/Director, Goleta West Sanitary District		Day: (805)961-9988 Eve: Fax: (805)961-9966 Filing Fee: \$844.89	Campaign Phone: Fax: Mobile: Fees Paid: \$0.00	Qualified Date: 3/12/2008 User Codes: Card ID: 4	
Requirements Status:					
Sigs In Lieu Filed	Nomination Papers Filed	03/12/2008	Candidate Statement Filed	03/12/2008	
Declaration of Candidacy Filed	Code of Fair Campaign Practices Filed	03/12/2008			
Mail: Friends of Dr. Dave Bearman 7394 Calle Real #C Goleta, CA 93117					
Web: www.davidbearman4supervisor.com Email: drdave4supervisor@gmail.com					

Contest/District		Vote For	Num Cands	Num Qualified	Status
Non-Partisan COUNTY County Supervisor					
3011	County Board of, Supervisors 3rd District		1	5	5 ON BALLOT
	DOREEN FARR Retired Businesswoman/Consultant	Day: 805-681-7101 Eve: (805)686-0242 Fax: Filing Fee: \$844.89 Web: www.doreenfarrforsupervisor.com Email: talktodoreen@comcast.net	Campaign Phone: Fax: Mobile: Fees Paid: \$0.00	\$0.00	Qualified Date: 3/11/2008 User Codes: Card ID: 1
	Mail: P O Box 47 Solvang, CA 93464				
	Requirements Status				
	Sigs In Lieu Filed	Nomination Papers Filed	03/10/2008	Candidate Statement Filed	03/11/2008
	Declaration of Candidacy Filed	Code of Fair Campaign Practices Filed	03/11/2008		
* 3015	County Board of, Supervisors 4th District	*404-0 4th Supervisorial District	1	2	2 ON BALLOT
	Incumbent(s): Joni Gray	Elected			
	Candidate(s): JOHN I STERLING Retired Police Chief	Day: (805)736-2918 Eve: Fax: Filing Fee: \$844.89	Campaign Phone: Fax: Mobile: Fees Paid: \$0.00	\$0.00	Qualified Date: 3/6/2008 User Codes: Card ID: 2
	Mail: 1851 Santa Rita Rd Lompoc, CA 93436				
	Requirements Status				
	Sigs In Lieu Filed	Nomination Papers Filed	03/06/2008	Candidate Statement Filed	03/06/2008
	Declaration of Candidacy Filed	Code of Fair Campaign Practices Filed	03/06/2008		
	JONI GRAY Incumbent	Day: (805)737-7700 Eve: Fax: (805)737-7703 Filing Fee: \$844.89 Email: jgray@wog-law.com	Campaign Phone: Fax: Mobile: Fees Paid: \$0.00	\$0.00	Qualified Date: 3/5/2008 User Codes: Card ID: 1
	Mail: 853 Via Esmeralda Santa Maria, CA 93455				
	Requirements Status				
	Sigs In Lieu Filed	Nomination Papers Filed	03/05/2008	Candidate Statement Filed	03/05/2008
	Declaration of Candidacy Filed	Code of Fair Campaign Practices Filed	03/05/2008		
* 9525	Republican County, Committee 1st Sup Dist R	*401-0 1st Supervisorial District	4	5	5 ON BALLOT
	Incumbent(s): Ronald W. Hurd Carol A (chair) Anderson Vacancy Gregory Gandrud	Elected Elected Elected Elected			
	Candidate(s): FRANK HOTCHKISS Businessman	Day: (805)682-8830 Eve: Fax: Filing Fee: \$0.00	Campaign Phone: Fax: Mobile: Fees Paid: \$0.00	\$0.00	Qualified Date: 3/4/2008 User Codes: Card ID: 2
	Mail: 2141 Mission Ridge Rd Santa Barbara, CA 93103				
	Requirements Status				
	Sigs In Lieu Filed	Nomination Papers Filed	03/04/2008	Candidate Statement Filed	
	Declaration of Candidacy Filed	Code of Fair Campaign Practices Filed	03/04/2008		
	RONALD W. HURD Retired Sheriff's Lieutenant	Day: (805)684-5838 Eve: Fax: Filing Fee: \$0.00	Campaign Phone: Fax: Mobile: Fees Paid: \$0.00	\$0.00	Qualified Date: 2/22/2008 User Codes: Card ID: 3
	Mail: 1339 Vallecito Rd Carpinteria, CA 93013				

Contest/District	Vote For	Num Cands	Num Qualified	Status
<i>Partisan REPUBLICAN PARTY COUNTY COMMITTEE Member, County Central Committee</i>				
9525 Republican County, Committee 1st Sup Dist R	4	5	5	ON BALLOT
Email: rowh96a@aol.com				
Requirements Status:				
Sigs In Lieu Filed	Nomination Papers Filed	02/22/2008	Candidate Statement Filed	
Declaration of Candidacy Filed	Code of Fair Campaign Practices Filed	02/22/2008		
TROY ADAIR LUCERO				
Network Engineer	Mail: 401 E Victoria St Apt 3 Santa Barbara, CA 93101	Day: (805)965-1457 Eve: Fax: Filing Fee: \$0.00	Campaign Phone: Fax: Mobile: Fees Paid: \$0.00	Qualified Date: 3/7/2008 User Codes: Cand ID: 5
Email: troysmall@email.com				
Requirements Status:				
Sigs In Lieu Filed	Nomination Papers Filed	03/07/2008	Candidate Statement Filed	
Declaration of Candidacy Filed	Code of Fair Campaign Practices Filed	03/07/2008		
DEBBIE LYNN THOMPSON				
Business Manager	Mail: 3154 Via Real Carpinteria, CA 93013	Day: (805)684-6855 Eve: (805)684-6855 Fax: (805)684-2777 Filing Fee: \$0.00	Campaign Phone: Fax: Mobile: Fees Paid: \$0.00	Qualified Date: 3/7/2008 User Codes: Cand ID: 1
Email: mug1989@cox.net				
Requirements Status:				
Sigs In Lieu Filed	Nomination Papers Filed	03/07/2008	Candidate Statement Filed	
Declaration of Candidacy Filed	Code of Fair Campaign Practices Filed	03/07/2008		
GREGORY GANDRUD				
Incumbent	Mail: 1180 Eugenia Pl Ste 220 Carpinteria, CA 93013	Day: (805)566-1475x114 Eve: (805)684-0411 Fax: Filing Fee: \$0.00	Campaign Phone: Fax: Mobile: Fees Paid: \$0.00	Qualified Date: 3/6/2008 User Codes: Cand ID: 4
Email: gregory.gandrud@gte.net				
Requirements Status:				
Sigs In Lieu Filed	Nomination Papers Filed	03/06/2008	Candidate Statement Filed	
Declaration of Candidacy Filed	Code of Fair Campaign Practices Filed	03/06/2008		

Total Contests: 17
Total Candidates Filed: 31

JOSEPH E. HOLLAND
County Clerk, Recorder and Assessor
Registrar of Voters



105 E. Anapamu St, 2nd Floor
Santa Barbara, CA 93101

Mailing Address:
PO Box 159

Santa Barbara, CA 93102-0159

JIM MCCLURE
Asst. County Clerk, Recorder and Assessor

COUNTY CLERK, RECORDER AND ASSESSOR

DATE: May 24, 2008
TO: SANTA BARBARA COUNTY VOTERS
FROM: JOSEPH E. HOLLAND, COUNTY CLERK, RECORDER AND ASSESSOR
REGISTRAR OF VOTERS
RE: LIST OF QUALIFIED WRITE-IN CANDIDATES

STATEWIDE DIRECT PRIMARY ELECTION – JUNE 3, 2008

The following list is a representation of the qualified write-in candidates who are entitled to have write-in votes counted for him or her in the Statewide Direct Primary Election to be held on June 3, 2008. Elections Code Section 15342 and Secretary of State regulations at Title 2 of the California Administrative Code, Section 20101-20105 require that a written name be counted for a qualified candidate when it bears reasonable resemblance to the correct spelling and there is little chance of confusing it with other qualified candidates' names.

LOCAL

**THERE ARE NO WRITE-IN CANDIDATES FOR LOCAL OFFICES
IN SANTA BARBARA COUNTY**

STATE

**SEE THE ATTACHED LIST
OF CERTIFIED WRITE-IN CANDIDATES FOR STATE OFFICES**




DEBRA BOWEN | SECRETARY OF STATE
STATE OF CALIFORNIA | ELECTIONS

1500 11th Street, 5th Floor | Sacramento, CA 95814 | Tel (916) 657-2166 | Fax (916) 653-3214 | www.sos.ca.gov

May 23, 2008

TO: All County Clerks/Registrar of Voters (08181)

FROM:


Evelyn Mendez

Program Manager, Candidates and Elections

SUBJECT: Certified List of Presidential Write-In Candidates

The Certified List of Write-In Candidates for the June 3, 2008 Statewide Direct Primary is enclosed.

Please feel free to call or e-mail us if you have any further questions.

Evelyn Mendez (916) 653-9155

evelyn.mendez@sos.ca.gov

Stephanie Golka (916) 657-2189

stephanie.golka@sos.ca.gov

Jennifer Luckie-Bratt (916) 651-3734

jennifer.luckie@sos.ca.gov

2008 Statewide Direct Primary - June 03, 2008
CERTIFIED LIST OF CANDIDATES - WRITE-INS

05/23/2008

UNITED STATES REPRESENTATIVE DISTRICT 23

SANDRA MARSHALL-EMINGER

Democratic

1612 LIMA DR
SAN LUIS OBISPO, CA 93405
No Ballot Designation

Marshall

S. Marshall

Sandra Marshall
Sandy Marshall
Sandi Marshall

Sandra Eminger
Sandy Eminger

Sandra Marshall-Eminger
Sandy Marshall-Eminger

STATE SENATOR DISTRICT 15

ABEL MALDONADO

Democratic

257 KATHLEEN COURT
SANTA MARIA, CA 93454
(805) 549-3784 (Business)
No Ballot Designation

Abel Maldonado, Jr.

DENNIS MORRIS

Democratic

153 EL VIENTO AVE
PISMO BEACH, CA 93449
(805) 773-1013 (Business)
E-MAIL: morrisforsenate@yahoo.com
No Ballot Designation

First Name:
Dennis
Denis
Denise

Last Name:
Morris
Moris
Morse
Morise
Morrise
Dennis Spalla Morris

BALLOT LABEL

**EMINENT DOMAIN. LIMITS ON GOVERNMENT AUTHORITY.
INITIATIVE CONSTITUTIONAL AMENDMENT.**

Bars state and local governments from taking or damaging private property for private uses. Prohibits rent control and similar measures. Eliminates deference to government in property rights cases. Changes condemnation rules.

Fiscal Impact: Increased costs to many governments due to the measure's restrictions. The net statewide fiscal effect, however, probably would not be significant.

BALLOT LABEL

**EMINENT DOMAIN. LIMITS ON GOVERNMENT ACQUISITION OF OWNER-
OCCUPIED RESIDENCE. INITIATIVE CONSTITUTIONAL AMENDMENT.**

Bars use of eminent domain to acquire an owner-occupied residence for conveyance to a private person or business entity. Creates exceptions for public works, public health and safety, and crime prevention.

Fiscal Impact: No significant fiscal impact on state or local governments.

STATE PROPOSITIONS

MEASURES SUBMITTED TO THE VOTERS

STATE

PROPOSITION 98
EMINENT DOMAIN. LIMITS ON GOVERNMENT AUTHORITY. INITIATIVE CONSTITUTIONAL AMENDMENT. Bars state and local governments from taking or damaging private property for private uses. Prohibits rent control and similar measures. Eliminates deference to government in property rights cases. Changes condemnation rules. **Fiscal Impact:** Increased costs to many governments due to the measure's restrictions. The net statewide fiscal effect, however, probably would not be significant.

YES

NO

PROPOSITION 99
EMINENT DOMAIN. LIMITS ON GOVERNMENT ACQUISITION OF OWNER-OCCUPIED RESIDENCE. INITIATIVE CONSTITUTIONAL AMENDMENT. Bars use of eminent domain to acquire an owner-occupied residence for conveyance to a private person or business entity. Creates exceptions for public works, public health and safety, and crime prevention. **Fiscal Impact:** No significant fiscal impact on state or local governments.

YES

NO

BALLOT LABEL

**DOMINIO EMINENTE. LÍMITES SOBRE LA AUTORIDAD DEL GOBIERNO.
ENMIENDA CONSTITUCIONAL POR INICIATIVA.**

Prohíbe que los gobiernos estatal y locales se apoderen de o dañen propiedades privadas para usos privados. Prohíbe el control de alquileres y medidas similares. Elimina la deferencia al gobierno en casos de derecho de propiedad. Cambia las reglas de expropiación.

Impacto fiscal: Mayores costos para muchos gobiernos a causa de las restricciones de la medida. Sin embargo, el impacto fiscal neto sobre todo el estado probablemente no sería significativo.

BALLOT LABEL

**DOMINIO EMINENTE. LÍMITES SOBRE ADQUISICIONES DEL GOBIERNO DE
RESIDENCIAS OCUPADAS POR EL PROPIETARIO.
ENMIENDA CONSTITUCIONAL POR INICIATIVA.**

Prohíbe el uso del dominio eminente para adquirir una residencia ocupada por el propietario para traspasarla a una persona privada o entidad comercial. Crea excepciones para obras públicas, salud y seguridad públicas y prevención de la delincuencia.

Impacto fiscal: Sin impacto fiscal significativo sobre los gobiernos estatal o locales.

PROPOSICIONES DEL ESTADO

INICIATIVAS DE LEY PUESTAS A CONSIDERACIÓN DEL ELECTORADO
ESTADO
<p>PROPUESTA 98 DOMINIO EMINENTE. LÍMITES SOBRE LA AUTORIDAD DEL GOBIERNO. ENMIENDA CONSTITUCIONAL POR INICIATIVA. Prohíbe que los gobiernos estatal y locales se apoderen de o dañen propiedades privadas para usos privados. Prohíbe el control de alquileres y medidas similares. Elimina la deferencia al gobierno en casos de derecho de propiedad. Cambia las reglas de expropiación. Impacto fiscal: Mayores costos para muchos gobiernos a causa de las restricciones de la medida. Sin embargo, el impacto fiscal neto sobre todo el estado probablemente no sería significativo.</p> <p><input type="radio"/> SÍ <input type="radio"/> NO</p>

<p>PROPUESTA 99 DOMINIO EMINENTE. LÍMITES SOBRE ADQUISICIONES DEL GOBIERNO DE RESIDENCIAS OCUPADAS POR EL PROPIETARIO. ENMIENDA CONSTITUCIONAL POR INICIATIVA. Prohíbe el uso del dominio eminente para adquirir una residencia ocupada por el propietario para traspasarla a una persona privada o entidad comercial. Crea excepciones para obras públicas, salud y seguridad públicas y prevención de la delincuencia. Impacto fiscal: Sin impacto fiscal significativo sobre los gobiernos estatal o locales.</p> <p><input type="radio"/> SÍ <input type="radio"/> NO</p>
--

MEASURE V2008

English
MEASURE V2008
<p><u>“Santa Barbara City College Improvement Measure.</u> To maintain quality, affordable, local higher education at Santa Barbara City College,</p>
<ul style="list-style-type: none">• Improve academic facilities for students transferring to four-year colleges,• Improve academic facilities for nursing, health care, job training and other careers,• Renovate aging classrooms, upgrade/construct facilities and acquire equipment,• Upgrade energy efficiency/sustainability and disabled persons’ access,
<p>shall Santa Barbara Community College District issue \$77,242,012 in bonds, at legal rates, qualify for State matching funds, appoint a Citizens’ Oversight Committee?”</p>
BONDS YES
BONDS NO
Spanish
INICIATIVA DE LEY V2008
<p><u>“Iniciativa de Ley para Mejora de Santa Barbara City College.</u> Para mantener una educación superior de calidad y asequible en el Santa Barbara City College,</p>
<ul style="list-style-type: none">• Mejorar las instalaciones académicas para los estudiantes que se transfieren a universidades de cuatro años,• Mejorar las instalaciones académicas para enfermería, atención de la salud, capacitación laboral y otras profesiones,• Renovar las aulas antiguas, actualizar/construir instalaciones y adquirir equipamiento,• Mejorar el ahorro/sustentación de la energía y el acceso de personas con discapacidades,
<p>¿debe el Santa Barbara Community College District emitir \$77,242,012 en bonos, a tasas legales, calificar para fondos apareados del Estado, nombrar un Comité de Supervisión Ciudadana?”</p>
BONOS SÍ
BONOS NO

MEASURES

SCHOOL
MEASURE V2008 "Santa Barbara City College Improvement Measure. To maintain quality, affordable, local higher education at Santa Barbara City College, <ul style="list-style-type: none">• Improve academic facilities for students transferring to four-year colleges,• Improve academic facilities for nursing, health care, job training and other careers,• Renovate aging classrooms, upgrade/construct facilities and acquire equipment,• Upgrade energy efficiency/sustainability and disabled persons' access, shall Santa Barbara Community College District issue \$77,242,012 in bonds, at legal rates, qualify for State matching funds, appoint a Citizens' Oversight Committee?" <input type="radio"/> BONDS YES <input type="radio"/> BONDS NO

INICIATIVAS DE LEY LOCALES

ESCUELA
INICIATIVA DE LEY V2008
"Iniciativa de Ley para Mejora de Santa Barbara City College. Para mantener una educación superior de calidad y asequible en el Santa Barbara City College,
<ul style="list-style-type: none">• Mejorar las instalaciones académicas para los estudiantes que se transfieren a universidades de cuatro años,• Mejorar las instalaciones académicas para enfermería, atención de la salud, capacitación laboral y otras profesiones,• Renovar las aulas antiguas, actualizar/construir instalaciones y adquirir equipamiento,• Mejorar el ahorro/sustentación de la energía y el acceso de personas con discapacidades,
¿debe el Santa Barbara Community College District emitir \$77,242,012 en bonos, a tasas legales, calificar para fondos apareados del Estado, nombrar un Comité de Supervisión Ciudadana?"
<input type="radio"/> BONOS SÍ
<input type="radio"/> BONOS NO

Santa Barbara County
Statewide Direct Primary Election
June 3, 2008
Certified Results

Date:06/24/08
Time:10:55:40
Page:2 of 19

	TURN OUT			U.S. REPRESENTATIVE 23RD DISTRICT DEM			U.S. REPRESENTATIVE 23RD DISTRICT REP		
	Reg. Voters	Cards Cast	% Turnout	Reg. Voters	Total Votes	LOIS CAPPAS	Reg. Voters	Total Votes	MATT T KOKKONEN
Polling	978	99	10.12%	414	57	57 100.00%	359	22	22 100.00%
Vote By Mail	978	314	32.11%	414	148	146 98.65%	359	95	94 98.95%
Total	978	413	42.23%	414	205	203 99.02%	359	117	116 99.15%
10-1026 MCYN									
Polling	693	92	13.28%	399	68	66 97.06%	149	13	13 100.00%
Vote By Mail	693	229	33.04%	399	153	152 99.35%	149	38	35 92.11%
Total	693	321	46.32%	399	221	218 98.64%	149	51	48 94.12%
10-1027 MCYN									
Polling	706	94	13.31%	380	63	63 100.00%	171	17	16 94.12%
Vote By Mail	706	246	34.84%	380	148	147 99.32%	171	42	42 100.00%
Total	706	340	48.16%	380	211	210 99.53%	171	59	58 98.31%
10-1028 MCYN									
Polling	454	83	18.28%	238	51	50 98.04%	103	14	14 100.00%
Vote By Mail	454	138	30.40%	238	78	75 96.15%	103	26	26 100.00%
Total	454	221	48.68%	238	129	125 96.90%	103	40	40 100.00%
10-1032 M-CARP									
Polling	25	16	64.00%	8	5	5 100.00%	7	4	4 100.00%
Vote By Mail	25	0	0.00%	8	0	0 -	7	0	0 -
Total	25	16	64.00%	8	5	5 100.00%	7	4	4 100.00%
12-1201 M-CITY STBR									
Polling	103	45	43.69%	41	26	26 100.00%	31	13	13 100.00%
Vote By Mail	103	0	0.00%	41	0	0 -	31	0	0 -
Total	103	45	43.69%	41	26	26 100.00%	31	13	13 100.00%
12-1202 M-CITY STBR									
Polling	19	5	26.32%	9	3	3 100.00%	6	2	2 100.00%
Vote By Mail	19	0	0.00%	9	0	0 -	6	0	0 -
Total	19	5	26.32%	9	3	3 100.00%	6	2	2 100.00%
12-1203 CITY STBR									
Polling	968	94	9.71%	398	52	51 98.08%	357	24	24 100.00%
Vote By Mail	968	304	31.40%	398	125	125 100.00%	357	113	112 99.12%
Total	968	398	41.12%	398	177	176 99.44%	357	137	136 99.27%
12-1206 CITY STBR									
Polling	875	82	9.37%	525	64	63 98.44%	114	4	4 100.00%
Vote By Mail	875	184	21.03%	525	122	122 100.00%	114	32	32 100.00%
Total	875	266	30.40%	525	186	185 99.46%	114	36	36 100.00%
12-1207 CITY STBR									
Polling	700	72	10.29%	450	57	56 98.25%	68	8	8 100.00%
Vote By Mail	700	142	20.29%	450	112	112 100.00%	68	8	8 100.00%
Total	700	214	30.57%	450	169	168 99.41%	68	16	16 100.00%
12-1208 CITY STBR									
Polling	1023	105	10.26%	444	53	53 100.00%	331	29	28 96.55%
Vote By Mail	1023	408	39.88%	444	194	185 95.36%	331	112	110 98.21%

Santa Barbara County
Statewide Direct Primary Election
June 3, 2008
Certified Results

Date:06/24/08
Time:10:55:40
Page:4 of 19

	TURN OUT			U.S. REPRESENTATIVE 23RD DISTRICT DEM			U.S. REPRESENTATIVE 23RD DISTRICT REP		
	Reg. Voters	Cards Cast	% Turnout	Reg. Voters	Total Votes	LOIS CAPPAS	Reg. Voters	Total Votes	MATT T KOKKONEN
Polling	915	95	10.38%	494	65	65 100.00%	182	22	22 100.00%
Vote By Mail	915	264	28.85%	494	159	159 100.00%	182	65	64 98.46%
Total	915	359	39.23%	494	224	224 100.00%	182	87	86 98.85%
12-1224 CITY STBR									
Polling	1001	129	12.89%	545	93	90 96.77%	186	14	14 100.00%
Vote By Mail	1001	238	23.78%	545	147	146 99.32%	186	47	47 100.00%
Total	1001	367	36.66%	545	240	236 98.33%	186	61	61 100.00%
12-1225 CITY STBR									
Polling	1060	139	13.11%	558	83	83 100.00%	171	18	18 100.00%
Vote By Mail	1060	192	18.11%	558	113	111 98.23%	171	34	33 97.06%
Total	1060	331	31.23%	558	196	194 98.98%	171	52	51 98.08%
12-1226 CITY STBR									
Polling	936	78	8.33%	481	50	50 100.00%	145	12	12 100.00%
Vote By Mail	936	158	16.88%	481	95	95 100.00%	145	23	22 95.65%
Total	936	236	25.21%	481	145	145 100.00%	145	35	34 97.14%
12-1227 CITY STBR									
Polling	977	131	13.41%	545	85	84 98.82%	147	22	22 100.00%
Vote By Mail	977	219	22.42%	545	150	147 98.00%	147	23	23 100.00%
Total	977	350	35.82%	545	235	231 98.30%	147	45	45 100.00%
12-1228 CITY STBR									
Polling	901	91	10.10%	476	59	59 100.00%	108	16	16 100.00%
Vote By Mail	901	159	17.65%	476	106	104 98.11%	108	24	23 95.83%
Total	901	250	27.75%	476	165	163 98.79%	108	40	39 97.50%
12-1232 CITY STBR									
Polling	823	105	12.76%	487	81	79 97.53%	132	10	9 90.00%
Vote By Mail	823	154	18.71%	487	112	112 100.00%	132	20	20 100.00%
Total	823	259	31.47%	487	193	191 98.96%	132	30	29 96.67%
12-1233 CITY STBR									
Polling	890	90	10.11%	500	72	70 97.22%	97	5	4 80.00%
Vote By Mail	890	157	17.64%	500	111	110 99.10%	97	13	13 100.00%
Total	890	247	27.75%	500	183	180 98.36%	97	18	17 94.44%
12-1235 CITY STBR									
Polling	619	77	12.44%	357	57	56 98.25%	83	8	8 100.00%
Vote By Mail	619	86	13.89%	357	63	63 100.00%	83	11	11 100.00%
Total	619	163	26.33%	357	120	119 99.17%	83	19	19 100.00%
12-1236 CITY STBR									
Polling	439	30	6.83%	227	25	23 92.00%	68	1	1 100.00%
Vote By Mail	439	66	15.03%	227	41	41 100.00%	68	16	14 87.50%
Total	439	96	21.87%	227	66	64 96.97%	68	17	15 88.24%
12-2218 CITY STBR									
Polling	968	101	10.43%	514	75	73 97.33%	149	11	11 100.00%
Vote By Mail	968	172	17.77%	514	113	108 95.58%	149	20	20 100.00%

Santa Barbara County
Statewide Direct Primary Election
June 3, 2008
Certified Results

Date:06/24/08
Time:10:55:40
Page:6 of 19

	TURN OUT			U.S. REPRESENTATIVE 23RD DISTRICT DEM			U.S. REPRESENTATIVE 23RD DISTRICT REP		
	Reg. Voters	Cards Cast	% Turnout	Reg. Voters	Total Votes	LOIS CAPPAS	Reg. Voters	Total Votes	MATT T KOKKONEN
Polling	734	77	10.49%	366	50	50 100.00%	188	17	16 94.12%
Vote By Mail	734	207	28.20%	366	116	114 98.28%	188	39	38 97.44%
Total	734	284	38.69%	366	166	164 98.80%	188	56	54 96.43%
20-2005 HOPE									
Polling	585	78	13.33%	242	35	35 100.00%	209	24	24 100.00%
Vote By Mail	585	187	31.97%	242	89	88 98.88%	209	60	60 100.00%
Total	585	265	45.30%	242	124	123 99.19%	209	84	84 100.00%
20-2006 HOPE									
Polling	996	158	15.86%	446	79	78 98.73%	376	42	42 100.00%
Vote By Mail	996	563	56.53%	446	245	242 98.78%	376	180	180 100.00%
Total	996	721	72.39%	446	324	320 98.77%	376	222	222 100.00%
20-2007 HOPE									
Polling	717	84	11.72%	281	36	35 97.22%	290	28	28 100.00%
Vote By Mail	717	249	34.73%	281	101	97 96.04%	290	93	93 100.00%
Total	717	333	46.44%	281	137	132 96.35%	290	121	121 100.00%
20-2008 HOPE									
Polling	900	83	9.22%	273	37	37 100.00%	465	29	29 100.00%
Vote By Mail	900	327	36.33%	273	104	104 100.00%	465	141	140 99.29%
Total	900	410	45.56%	273	141	141 100.00%	465	170	169 99.41%
20-2010 GLTA									
Polling	438	29	6.62%	154	12	12 100.00%	172	7	7 100.00%
Vote By Mail	438	168	38.36%	154	65	64 98.46%	172	61	61 100.00%
Total	438	197	44.98%	154	77	76 98.70%	172	68	68 100.00%
20-2012 HOPE									
Polling	1133	142	12.53%	470	76	75 98.68%	392	42	41 97.62%
Vote By Mail	1133	337	29.74%	470	144	143 99.31%	392	111	110 99.10%
Total	1133	479	42.28%	470	220	218 99.09%	392	153	151 98.69%
20-2014 GLTA									
Polling	957	82	8.57%	426	40	38 95.00%	304	22	21 95.45%
Vote By Mail	957	295	30.83%	426	149	148 99.33%	304	83	82 98.80%
Total	957	377	39.39%	426	189	186 98.41%	304	105	103 98.10%
20-2016 GLTA									
Polling	1052	131	12.45%	380	58	54 93.10%	453	51	50 98.04%
Vote By Mail	1052	361	34.32%	380	145	143 98.62%	453	136	135 99.26%
Total	1052	492	46.77%	380	203	197 97.04%	453	187	185 98.93%
20-2018 GLTA									
Polling	967	129	13.34%	384	67	64 95.52%	371	33	32 96.97%
Vote By Mail	967	376	38.88%	384	157	154 98.09%	371	137	133 97.08%
Total	967	505	52.22%	384	224	218 97.32%	371	170	165 97.06%
20-2019 GLTA									
Polling	891	92	10.33%	456	49	48 97.96%	179	26	25 96.15%
Vote By Mail	891	168	18.86%	456	106	106 100.00%	179	30	29 96.67%

Santa Barbara County
Statewide Direct Primary Election
June 3, 2008
Certified Results

Date:06/24/08
Time:10:55:40
Page:8 of 19

	TURN OUT			U.S. REPRESENTATIVE 23RD DISTRICT DEM			U.S. REPRESENTATIVE 23RD DISTRICT REP		
	Reg. Voters	Cards Cast	% Turnout	Reg. Voters	Total Votes	LOIS CAPPAS	Reg. Voters	Total Votes	MATT T KOKKONEN
Polling	995	127	12.76%	329	53	52 98.11%	449	42	42 100.00%
Vote By Mail	995	365	36.68%	329	120	115 95.83%	449	160	159 99.38%
Total	995	492	49.45%	329	173	167 96.53%	449	202	201 99.50%
22-2095 M--CITY STBR									
Polling	10	2	20.00%	1	1	1 100.00%	5	1	1 100.00%
Vote By Mail	10	0	0.00%	1	0	0 -	5	0	0 -
Total	10	2	20.00%	1	1	1 100.00%	5	1	1 100.00%
22-2201 CITY STBR									
Polling	1096	119	10.86%	470	69	68 98.55%	236	25	23 92.00%
Vote By Mail	1096	192	17.52%	470	92	91 98.91%	236	52	51 98.08%
Total	1096	311	28.38%	470	161	159 98.76%	236	77	74 96.10%
22-2202 CITY STBR									
Polling	999	112	11.21%	488	79	78 98.73%	225	17	17 100.00%
Vote By Mail	999	265	26.53%	488	144	141 97.92%	225	63	61 96.83%
Total	999	377	37.74%	488	223	219 98.21%	225	80	78 97.50%
22-2203 CITY STBR									
Polling	932	65	6.97%	436	43	43 100.00%	216	8	7 87.50%
Vote By Mail	932	229	24.57%	436	125	124 99.20%	216	60	60 100.00%
Total	932	294	31.55%	436	168	167 99.40%	216	68	67 98.53%
22-2205 CITY STBR									
Polling	1113	122	10.96%	515	62	61 98.39%	346	34	34 100.00%
Vote By Mail	1113	378	33.96%	515	193	190 98.45%	346	99	96 96.97%
Total	1113	500	44.92%	515	255	251 98.43%	346	133	130 97.74%
22-2206 CITY STBR									
Polling	1073	89	8.29%	459	39	39 100.00%	343	29	29 100.00%
Vote By Mail	1073	360	33.55%	459	170	169 99.41%	343	104	102 98.08%
Total	1073	449	41.85%	459	209	208 99.52%	343	133	131 98.50%
22-2208 CITY STBR									
Polling	958	124	12.94%	558	106	106 100.00%	138	5	5 100.00%
Vote By Mail	958	242	25.26%	558	168	166 98.81%	138	34	33 97.06%
Total	958	366	38.20%	558	274	272 99.27%	138	39	38 97.44%
22-2209 CITY STBR									
Polling	1073	153	14.26%	565	93	93 100.00%	236	26	25 96.15%
Vote By Mail	1073	265	24.70%	565	156	152 97.44%	236	54	53 98.15%
Total	1073	418	38.96%	565	249	245 98.39%	236	80	78 97.50%
22-2210 CITY STBR									
Polling	881	117	13.28%	462	68	67 98.53%	180	19	16 84.21%
Vote By Mail	881	227	25.77%	462	137	136 99.27%	180	44	44 100.00%
Total	881	344	39.05%	462	205	203 99.02%	180	63	60 95.24%
22-2211 CITY STBR									
Polling	516	65	12.60%	292	46	45 97.83%	103	9	9 100.00%
Vote By Mail	516	137	26.55%	292	76	76 100.00%	103	29	29 100.00%

Santa Barbara County
Statewide Direct Primary Election
June 3, 2008
Certified Results

Date:06/24/08
Time:10:55:40
Page:10 of 19

	TURN OUT			U.S. REPRESENTATIVE 23RD DISTRICT DEM			U.S. REPRESENTATIVE 23RD DISTRICT REP		
	Reg. Voters	Cards Cast	% Turnout	Reg. Voters	Total Votes	LOIS CAPPAS	Reg. Voters	Total Votes	MATT T KOKKONEN
Polling	1030	109	10.58%	472	58	58 100.00%	336	32	32 100.00%
Vote By Mail	1030	302	29.32%	472	140	138 98.57%	336	80	80 100.00%
Total	1030	411	39.90%	472	198	196 98.99%	336	112	112 100.00%
22-2232 CITY STBR									
Polling	893	128	14.33%	429	70	69 98.57%	281	28	28 100.00%
Vote By Mail	893	252	28.22%	429	127	125 98.43%	281	64	62 96.88%
Total	893	380	42.55%	429	197	194 98.48%	281	92	90 97.83%
22-2233 CITY STBR									
Polling	878	120	13.67%	407	71	71 100.00%	241	26	25 96.15%
Vote By Mail	878	198	22.55%	407	104	102 98.08%	241	52	52 100.00%
Total	878	318	36.22%	407	175	173 98.86%	241	78	77 98.72%
22-2234 CITY STBR									
Polling	949	117	12.33%	478	72	72 100.00%	254	21	21 100.00%
Vote By Mail	949	274	28.87%	478	151	150 99.34%	254	64	63 98.44%
Total	949	391	41.20%	478	223	222 99.55%	254	85	84 98.82%
22-2235 CITY STBR									
Polling	461	53	11.50%	258	40	39 97.50%	83	8	8 100.00%
Vote By Mail	461	93	20.17%	258	61	60 98.36%	83	16	15 93.75%
Total	461	146	31.67%	258	101	99 98.02%	83	24	23 95.83%
22-2237 CITY STBR									
Polling	632	65	10.28%	316	38	38 100.00%	184	18	17 94.44%
Vote By Mail	632	227	35.92%	316	131	129 98.47%	184	49	48 97.96%
Total	632	292	46.20%	316	169	167 98.82%	184	67	65 97.01%
22-2239 CITY STBR									
Polling	1115	138	12.38%	500	69	69 100.00%	351	36	35 97.22%
Vote By Mail	1115	407	36.50%	500	208	208 100.00%	351	116	109 93.97%
Total	1115	545	48.88%	500	277	277 100.00%	351	152	144 94.74%
22-2241 CITY STBR									
Polling	1001	110	10.99%	405	60	58 96.67%	399	37	37 100.00%
Vote By Mail	1001	433	43.26%	405	202	201 99.50%	399	131	128 97.71%
Total	1001	543	54.25%	405	262	259 98.85%	399	168	165 98.21%
22-3801 M-AIRPORT									
Polling	0	0	-	0	0	0 -	0	0	0 -
Vote By Mail	0	0	-	0	0	0 -	0	0	0 -
Total	0	0	-	0	0	0 -	0	0	0 -
28-2025 CITY GLTA									
Polling	309	40	12.94%	135	25	25 100.00%	80	9	9 100.00%
Vote By Mail	309	79	25.57%	135	39	39 100.00%	80	14	14 100.00%
Total	309	119	38.51%	135	64	64 100.00%	80	23	23 100.00%
28-2031 CITY GLTA									
Polling	1155	145	12.55%	475	66	65 98.48%	458	48	47 97.92%
Vote By Mail	1155	464	40.17%	475	212	210 99.06%	458	157	156 99.36%

Santa Barbara County
Statewide Direct Primary Election
June 3, 2008
Certified Results

Date:06/24/08
Time:10:55:40
Page:12 of 19

	TURN OUT			U.S. REPRESENTATIVE 23RD DISTRICT DEM			U.S. REPRESENTATIVE 23RD DISTRICT REP		
	Reg. Voters	Cards Cast	% Turnout	Reg. Voters	Total Votes	LOIS CAPPAS	Reg. Voters	Total Votes	MATT T KOKKONEN
Polling	431	59	13.69%	214	40	37 92.50%	68	4	4 100.00%
Vote By Mail	431	16	3.71%	214	12	12 100.00%	68	2	2 100.00%
Total	431	75	17.40%	214	52	49 94.23%	68	6	6 100.00%
30-3024 IV									
Polling	748	69	9.22%	368	48	48 100.00%	119	9	9 100.00%
Vote By Mail	748	18	2.41%	368	10	10 100.00%	119	3	3 100.00%
Total	748	87	11.63%	368	58	58 100.00%	119	12	12 100.00%
30-3026 UCSB									
Polling	895	109	12.18%	349	71	71 100.00%	149	14	13 92.86%
Vote By Mail	895	5	0.56%	349	3	3 100.00%	149	1	1 100.00%
Total	895	114	12.74%	349	74	74 100.00%	149	15	14 93.33%
30-3027 UCSB									
Polling	905	117	12.93%	373	80	78 97.50%	115	9	8 88.89%
Vote By Mail	905	5	0.55%	373	4	4 100.00%	115	0	0 -
Total	905	122	13.48%	373	84	82 97.62%	115	9	8 88.89%
30-3028 UCSB									
Polling	544	85	15.63%	250	60	59 98.33%	68	9	9 100.00%
Vote By Mail	544	4	0.74%	250	2	2 100.00%	68	1	1 100.00%
Total	544	89	16.36%	250	62	61 98.39%	68	10	10 100.00%
30-3029 UCSB									
Polling	987	135	13.68%	461	85	85 100.00%	116	14	14 100.00%
Vote By Mail	987	8	0.81%	461	5	5 100.00%	116	1	1 100.00%
Total	987	143	14.49%	461	90	90 100.00%	116	15	15 100.00%
30-3031 IV									
Polling	907	125	13.78%	482	83	82 98.80%	128	14	13 92.86%
Vote By Mail	907	73	8.05%	482	42	40 95.24%	128	10	10 100.00%
Total	907	198	21.83%	482	125	122 97.60%	128	24	23 95.83%
30-3032 IV									
Polling	523	88	16.83%	300	66	66 100.00%	53	6	6 100.00%
Vote By Mail	523	18	3.44%	300	12	12 100.00%	53	2	2 100.00%
Total	523	106	20.27%	300	78	78 100.00%	53	8	8 100.00%
30-3033 IV									
Polling	721	103	14.29%	398	65	65 100.00%	73	8	8 100.00%
Vote By Mail	721	14	1.94%	398	9	9 100.00%	73	0	0 -
Total	721	117	16.23%	398	74	74 100.00%	73	8	8 100.00%
30-3036 IV									
Polling	554	88	15.88%	306	53	53 100.00%	76	10	10 100.00%
Vote By Mail	554	16	2.89%	306	11	11 100.00%	76	0	0 -
Total	554	104	18.77%	306	64	64 100.00%	76	10	10 100.00%
30-3049 GLTA									
Polling	371	96	25.88%	121	28	28 100.00%	162	41	41 100.00%
Vote By Mail	371	92	24.80%	121	39	38 97.44%	162	30	30 100.00%

Santa Barbara County
Statewide Direct Primary Election
June 3, 2008
Certified Results

Date:06/24/08
Time:10:55:40
Page:13 of 19

	TURN OUT			U.S. REPRESENTATIVE 23RD DISTRICT DEM				U.S. REPRESENTATIVE 23RD DISTRICT REP			
	Reg. Voters	Cards Cast	% Turnout	Reg. Voters	Total Votes	LOIS CAPPAS		Reg. Voters	Total Votes	MATT T KOKKONEN	
Total	371	188	50.67%	121	67	66	98.51%	162	71	71	100.00%
30-3050 M-GLTA											
Polling	108	52	48.15%	41	21	21	100.00%	40	18	18	100.00%
Vote By Mail	108	0	0.00%	41	0	0	-	40	0	0	-
Total	108	52	48.15%	41	21	21	100.00%	40	18	18	100.00%
30-3077 M-VIST											
Polling	130	65	50.00%	59	38	38	100.00%	25	14	14	100.00%
Vote By Mail	130	0	0.00%	59	0	0	-	25	0	0	-
Total	130	65	50.00%	59	38	38	100.00%	25	14	14	100.00%
30-3078 M-VIST											
Polling	0	0	-	0	0	0	-	0	0	0	-
Vote By Mail	0	0	-	0	0	0	-	0	0	0	-
Total	0	0	-	0	0	0	-	0	0	0	-
30-3080 M-VIST											
Polling	133	54	40.60%	43	20	20	100.00%	59	20	20	100.00%
Vote By Mail	133	0	0.00%	43	0	0	-	59	0	0	-
Total	133	54	40.60%	43	20	20	100.00%	59	20	20	100.00%
30-3095 IV											
Polling	662	86	12.99%	365	57	56	98.25%	71	8	6	75.00%
Vote By Mail	662	30	4.53%	365	18	18	100.00%	71	2	2	100.00%
Total	662	116	17.52%	365	75	74	98.67%	71	10	8	80.00%
30-3914 M-GLTA											
Polling	36	15	41.67%	9	3	3	100.00%	22	12	12	100.00%
Vote By Mail	36	0	0.00%	9	0	0	-	22	0	0	-
Total	36	15	41.67%	9	3	3	100.00%	22	12	12	100.00%
30-3978 M-VIST											
Polling	0	0	-	0	0	0	-	0	0	0	-
Vote By Mail	0	0	-	0	0	0	-	0	0	0	-
Total	0	0	-	0	0	0	-	0	0	0	-
30-3984 M-PUR											
Polling	9	4	44.44%	2	0	0	-	3	2	2	100.00%
Vote By Mail	9	0	0.00%	2	0	0	-	3	0	0	-
Total	9	4	44.44%	2	0	0	-	3	2	2	100.00%
30-4001 M-VDBG											
Polling	0	0	-	0	0	0	-	0	0	0	-
Vote By Mail	0	0	-	0	0	0	-	0	0	0	-
Total	0	0	-	0	0	0	-	0	0	0	-
32-3201 M-AIRPORT											
Polling	0	0	-	0	0	0	-	0	0	0	-
Vote By Mail	0	0	-	0	0	0	-	0	0	0	-
Total	0	0	-	0	0	0	-	0	0	0	-
38-3006 CITY GLTA											
Total	0	0	-	0	0	0	-	0	0	0	-

Santa Barbara County
Statewide Direct Primary Election
June 3, 2008
Certified Results

Date:06/24/08
Time:10:55:41
Page:14 of 19

	TURN OUT			U.S. REPRESENTATIVE 23RD DISTRICT DEM			U.S. REPRESENTATIVE 23RD DISTRICT REP		
	Reg. Voters	Cards Cast	% Turnout	Reg. Voters	Total Votes	LOIS CAPPIS	Reg. Voters	Total Votes	MATT T KOKKONEN
Polling	1064	209	19.64%	432	100	97 97.00%	380	66	64 96.97%
Vote By Mail	1064	360	33.83%	432	172	172 100.00%	380	112	108 96.43%
Total	1064	569	53.48%	432	272	269 98.90%	380	178	172 96.63%
38-3011 CITY GLTA									
Polling	1107	198	17.89%	457	94	93 98.94%	396	69	67 97.10%
Vote By Mail	1107	350	31.62%	457	154	152 98.70%	396	118	116 98.31%
Total	1107	548	49.50%	457	248	245 98.79%	396	187	183 97.86%
38-3015 CITY GLTA									
Polling	477	116	24.32%	166	53	52 98.11%	220	34	33 97.06%
Vote By Mail	477	154	32.29%	166	54	54 100.00%	220	65	64 98.46%
Total	477	270	56.60%	166	107	106 99.07%	220	99	97 97.98%
38-3016 CITY GLTA									
Polling	1093	165	15.10%	461	92	92 100.00%	338	40	39 97.50%
Vote By Mail	1093	272	24.89%	461	131	131 100.00%	338	74	72 97.30%
Total	1093	437	39.98%	461	223	223 100.00%	338	114	111 97.37%
38-3039 CITY GLTA									
Polling	760	132	17.37%	365	93	93 100.00%	189	18	18 100.00%
Vote By Mail	760	174	22.89%	365	91	89 97.80%	189	42	42 100.00%
Total	760	306	40.26%	365	184	182 98.91%	189	60	60 100.00%
38-3040 CITY GLTA									
Polling	708	113	15.96%	302	61	60 98.36%	227	31	29 93.55%
Vote By Mail	708	205	28.95%	302	108	106 98.15%	227	65	63 96.92%
Total	708	318	44.92%	302	169	166 98.22%	227	96	92 95.83%
38-3041 CITY GLTA									
Polling	919	161	17.52%	410	92	91 98.91%	243	45	44 97.78%
Vote By Mail	919	229	24.92%	410	115	113 98.26%	243	58	53 91.38%
Total	919	390	42.44%	410	207	204 98.55%	243	103	97 94.17%
38-3042 CITY GLTA									
Polling	1247	214	17.16%	647	126	125 99.21%	271	39	38 97.44%
Vote By Mail	1247	331	26.54%	647	207	204 98.55%	271	58	57 98.28%
Total	1247	545	43.70%	647	333	329 98.80%	271	97	95 97.94%
38-3043 CITY GLTA									
Polling	1010	166	16.44%	452	101	101 100.00%	214	33	32 96.97%
Vote By Mail	1010	181	17.92%	452	109	108 99.08%	214	32	31 96.88%
Total	1010	347	34.36%	452	210	209 99.52%	214	65	63 96.92%
38-3045 CITY GLTA									
Polling	1110	178	16.04%	503	97	97 100.00%	338	39	38 97.44%
Vote By Mail	1110	337	30.36%	503	176	174 98.86%	338	95	95 100.00%
Total	1110	515	46.40%	503	273	271 99.27%	338	134	133 99.25%
38-3047 CITY GLTA									
Polling	1073	186	17.33%	409	93	93 100.00%	394	58	57 98.28%
Vote By Mail	1073	280	26.10%	409	119	118 99.16%	394	100	98 98.00%

Santa Barbara County
Statewide Direct Primary Election
June 3, 2008
Certified Results

Date:06/24/08
Time:10:55:41
Page:16 of 19

	TURN OUT			U.S. REPRESENTATIVE 23RD DISTRICT DEM			U.S. REPRESENTATIVE 23RD DISTRICT REP		
	Reg. Voters	Cards Cast	% Turnout	Reg. Voters	Total Votes	LOIS CAPPAS	Reg. Voters	Total Votes	MATT T KOKKONEN
Polling	0	0	-	0	0	0	0	0	0
Vote By Mail	0	0	-	0	0	0	0	0	0
Total	0	0	-	0	0	0	0	0	0
44-5701 CITY GDLP									
Polling	709	58	8.18%	458	41	40 97.56%	101	8	7 87.50%
Vote By Mail	709	101	14.25%	458	71	69 97.18%	101	14	14 100.00%
Total	709	159	22.43%	458	112	109 97.32%	101	22	21 95.45%
44-5702 CITY GDLP									
Polling	1188	94	7.91%	681	49	47 95.92%	229	23	23 100.00%
Vote By Mail	1188	235	19.78%	681	147	141 95.92%	229	47	45 95.74%
Total	1188	329	27.69%	681	196	188 95.92%	229	70	68 97.14%
50-5016 M-STMR									
Polling	117	46	39.32%	40	14	13 92.86%	67	19	19 100.00%
Vote By Mail	117	0	0.00%	40	0	0	67	0	0
Total	117	46	39.32%	40	14	13 92.86%	67	19	19 100.00%
50-5994 M-STMR									
Polling	36	10	27.78%	21	6	6 100.00%	4	2	2 100.00%
Vote By Mail	36	0	0.00%	21	0	0	4	0	0
Total	36	10	27.78%	21	6	6 100.00%	4	2	2 100.00%
53-5601 M-CITY STMR									
Polling	68	17	25.00%	43	15	15 100.00%	11	2	2 100.00%
Vote By Mail	68	0	0.00%	43	0	0	11	0	0
Total	68	17	25.00%	43	15	15 100.00%	11	2	2 100.00%
53-5602 CITY STMR									
Polling	463	40	8.64%	130	11	11 100.00%	255	21	20 95.24%
Vote By Mail	463	185	39.96%	130	35	32 91.43%	255	110	110 100.00%
Total	463	225	48.60%	130	46	43 93.48%	255	131	130 99.24%
53-5603 CITY STMR									
Polling	753	66	8.76%	172	14	14 100.00%	458	41	39 95.12%
Vote By Mail	753	263	34.93%	172	53	53 100.00%	458	153	151 98.69%
Total	753	329	43.69%	172	67	67 100.00%	458	194	190 97.94%
53-5604 CITY STMR									
Polling	967	76	7.86%	247	20	19 95.00%	548	46	46 100.00%
Vote By Mail	967	334	34.54%	247	90	87 96.67%	548	176	172 97.73%
Total	967	410	42.40%	247	110	106 96.36%	548	222	218 98.20%
53-5605 CITY STMR									
Polling	1034	77	7.45%	337	29	29 100.00%	464	37	37 100.00%
Vote By Mail	1034	269	26.02%	337	83	82 98.80%	464	137	137 100.00%
Total	1034	346	33.46%	337	112	111 99.11%	464	174	174 100.00%
53-5606 CITY STMR									
Polling	1151	111	9.64%	537	51	49 96.08%	342	39	37 94.87%
Vote By Mail	1151	244	21.20%	537	106	104 98.11%	342	85	83 97.65%

Santa Barbara County
Statewide Direct Primary Election
June 3, 2008
Certified Results

Date:06/24/08
Time:10:55:41
Page:18 of 19

	TURN OUT			U.S. REPRESENTATIVE 23RD DISTRICT DEM			U.S. REPRESENTATIVE 23RD DISTRICT REP		
	Reg. Voters	Cards Cast	% Turnout	Reg. Voters	Total Votes	LOIS CAPPAS	Reg. Voters	Total Votes	MATT T KOKKONEN
Polling	806	63	7.82%	306	22	21 95.45%	353	30	29 96.67%
Vote By Mail	806	248	30.77%	306	89	89 100.00%	353	111	111 100.00%
Total	806	311	38.59%	306	111	110 99.10%	353	141	140 99.29%
53-5624 CITY STMR									
Polling	877	68	7.75%	370	20	20 100.00%	345	37	35 94.59%
Vote By Mail	877	225	25.66%	370	87	84 96.55%	345	86	86 100.00%
Total	877	293	33.41%	370	107	104 97.20%	345	123	121 98.37%
53-5625 M-CITY STMR									
Polling	4	2	50.00%	1	1	1 100.00%	1	1	1 100.00%
Vote By Mail	4	0	0.00%	1	0	0 -	1	0	0 -
Total	4	2	50.00%	1	1	1 100.00%	1	1	1 100.00%
53-5626 CITY STMR									
Polling	764	61	7.98%	350	21	20 95.24%	228	21	20 95.24%
Vote By Mail	764	164	21.47%	350	76	72 94.74%	228	56	56 100.00%
Total	764	225	29.45%	350	97	92 94.85%	228	77	76 98.70%
53-5628 CITY STMR									
Polling	701	53	7.56%	426	39	39 100.00%	131	8	8 100.00%
Vote By Mail	701	90	12.84%	426	56	56 100.00%	131	19	18 94.74%
Total	701	143	20.40%	426	95	95 100.00%	131	27	26 96.30%
53-5630 CITY STMR									
Polling	981	64	6.52%	561	44	43 97.73%	195	11	9 81.82%
Vote By Mail	981	149	15.19%	561	68	66 97.06%	195	49	47 95.92%
Total	981	213	21.71%	561	112	109 97.32%	195	60	56 93.33%
53-5631 CITY STMR									
Polling	718	56	7.80%	358	21	21 100.00%	194	30	30 100.00%
Vote By Mail	718	135	18.80%	358	65	65 100.00%	194	47	47 100.00%
Total	718	191	26.60%	358	86	86 100.00%	194	77	77 100.00%
53-5632 CITY STMR									
Polling	1120	89	7.95%	440	36	36 100.00%	453	35	35 100.00%
Vote By Mail	1120	255	22.77%	440	79	78 98.73%	453	116	111 95.69%
Total	1120	344	30.71%	440	115	114 99.13%	453	151	146 96.69%
53-5633 CITY STMR									
Polling	1130	68	6.02%	423	25	23 92.00%	473	34	34 100.00%
Vote By Mail	1130	283	25.04%	423	90	87 96.67%	473	137	136 99.27%
Total	1130	351	31.06%	423	115	110 95.65%	473	171	170 99.42%
53-5636 CITY STMR									
Polling	929	88	9.47%	374	39	39 100.00%	367	32	32 100.00%
Vote By Mail	929	382	41.12%	374	157	155 98.73%	367	154	153 99.35%
Total	929	470	50.59%	374	196	194 98.98%	367	186	185 99.46%
53-5637 CITY STMR									
Polling	749	41	5.47%	342	16	16 100.00%	251	12	12 100.00%
Vote By Mail	749	175	23.36%	342	80	78 97.50%	251	69	68 98.55%

Santa Barbara County
Statewide Direct Primary Election
June 3, 2008
Certified Results

Date:06/24/08
Time:10:55:41
Page:19 of 19

	TURN OUT			U.S. REPRESENTATIVE 23RD DISTRICT DEM				U.S. REPRESENTATIVE 23RD DISTRICT REP			
	Reg. Voters	Cards Cast	% Turnout	Reg. Voters	Total Votes	LOIS CAPPAS		Reg. Voters	Total Votes	MATT T KOKKONEN	
Total	749	216	28.84%	342	96	94	97.92%	251	81	80	98.77%
53-5640 CITY STMR											
Polling	1052	64	6.08%	631	44	41	93.18%	188	13	12	92.31%
Vote By Mail	1052	132	12.55%	631	85	85	100.00%	188	26	26	100.00%
Total	1052	196	18.63%	631	129	126	97.67%	188	39	38	97.44%
53-5641 CITY STMR											
Polling	953	63	6.61%	498	35	34	97.14%	263	18	18	100.00%
Vote By Mail	953	246	25.81%	498	111	110	99.10%	263	96	96	100.00%
Total	953	309	32.42%	498	146	144	98.63%	263	114	114	100.00%
53-5803 M-CITY STMR											
Polling	135	72	53.33%	24	7	7	100.00%	85	46	45	97.83%
Vote By Mail	135	0	0.00%	24	0	0	-	85	0	0	-
Total	135	72	53.33%	24	7	7	100.00%	85	46	45	97.83%
53-5805 CITY STMR											
Polling	926	57	6.16%	249	20	19	95.00%	444	24	24	100.00%
Vote By Mail	926	184	19.87%	249	66	61	92.42%	444	84	83	98.81%
Total	926	241	26.03%	249	86	80	93.02%	444	108	107	99.07%
53-5843 CITY STMR											
Polling	976	60	6.15%	425	25	24	96.00%	301	24	24	100.00%
Vote By Mail	976	158	16.19%	425	71	71	100.00%	301	50	50	100.00%
Total	976	218	22.34%	425	96	95	98.96%	301	74	74	100.00%
Total											
Polling	135644	16291	12.01%	62207	9024	8891	98.53%	39252	4052	3982	98.27%
Vote By Mail	135644	34296	25.28%	62207	16708	16469	98.57%	39252	10223	10056	98.37%
Total	135644	50587	37.29%	62207	25732	25360	98.55%	39252	14275	14038	98.34%

Santa Barbara County
Statewide Direct Primary Election
June 3, 2008
Certified Results

Date:06/24/08
Time:10:56:16
Page:2 of 24

	TURN OUT			U.S. REPRESENTATIVE 24TH DISTRICT DEM							
	Reg. Voters	Cards Cast	% Turnout	Reg. Voters	Total Votes	MARY PALLANT		MARTA ANN JORGENSEN		JILL MARTINEZ	
Polling	198	71	35.86%	81	25	2	8.00%	17	68.00%	5	20.00%
Vote By Mail	198	0	0.00%	81	0	0	-	0	-	0	-
Total	198	71	35.86%	81	25	2	8.00%	17	68.00%	5	20.00%
30-3059 STYN											
Polling	679	88	12.96%	221	30	5	16.67%	9	30.00%	12	40.00%
Vote By Mail	679	234	34.46%	221	75	7	9.33%	39	52.00%	28	37.33%
Total	679	322	47.42%	221	105	12	11.43%	48	45.71%	40	38.10%
30-3060 STYN											
Polling	659	105	15.93%	175	27	3	11.11%	15	55.56%	9	33.33%
Vote By Mail	659	239	36.27%	175	44	7	15.91%	27	61.36%	10	22.73%
Total	659	344	52.20%	175	71	10	14.08%	42	59.15%	19	26.76%
30-3061 STYN											
Polling	1085	177	16.31%	276	42	5	11.90%	25	59.52%	12	28.57%
Vote By Mail	1085	395	36.41%	276	88	9	10.23%	45	51.14%	32	36.36%
Total	1085	572	52.72%	276	130	14	10.77%	70	53.85%	44	33.85%
30-3062 STYN											
Polling	1083	198	18.28%	319	70	13	18.57%	27	38.57%	28	40.00%
Vote By Mail	1083	323	29.82%	319	87	11	12.64%	52	59.77%	22	25.29%
Total	1083	521	48.11%	319	157	24	15.29%	79	50.32%	50	31.85%
30-3066 SLVG											
Polling	300	32	10.67%	75	7	0	0.00%	6	85.71%	1	14.29%
Vote By Mail	300	128	42.67%	75	22	2	9.09%	11	50.00%	6	27.27%
Total	300	160	53.33%	75	29	2	6.90%	17	58.62%	7	24.14%
30-3068 M-SLVG											
Polling	125	80	64.00%	41	24	4	16.67%	12	50.00%	8	33.33%
Vote By Mail	125	0	0.00%	41	0	0	-	0	-	0	-
Total	125	80	64.00%	41	24	4	16.67%	12	50.00%	8	33.33%
30-3069 BLRD											
Polling	856	130	15.19%	201	36	6	16.67%	21	58.33%	9	25.00%
Vote By Mail	856	320	37.38%	201	59	9	15.25%	23	38.98%	26	44.07%
Total	856	450	52.57%	201	95	15	15.79%	44	46.32%	35	36.84%
30-3071 LSOL											
Polling	968	207	21.38%	294	51	10	19.61%	33	64.71%	8	15.69%
Vote By Mail	968	324	33.47%	294	82	12	14.63%	48	58.54%	22	26.83%
Total	968	531	54.86%	294	133	22	16.54%	81	60.90%	30	22.56%
30-3073 BLTN											
Polling	411	34	8.27%	105	7	0	0.00%	5	71.43%	2	28.57%
Vote By Mail	411	161	39.17%	105	32	1	3.13%	19	59.38%	11	34.38%
Total	411	195	47.45%	105	39	1	2.56%	24	61.54%	13	33.33%
30-3075 M-BLTN											
Polling	80	37	46.25%	21	9	4	44.44%	1	11.11%	3	33.33%
Vote By Mail	80	0	0.00%	21	0	0	-	0	-	0	-

Santa Barbara County
Statewide Direct Primary Election
June 3, 2008
Certified Results

Date:06/24/08
Time:10:56:16
Page:4 of 24

	TURN OUT			U.S. REPRESENTATIVE 24TH DISTRICT DEM							
	Reg. Voters	Cards Cast	% Turnout	Reg. Voters	Total Votes	MARY PALLANT	MARTA ANN JORGENSEN	JILL MARTINEZ			
Polling	0	0	-	0	0	0	-	0	-	0	-
Vote By Mail	0	0	-	0	0	0	-	0	-	0	-
Total	0	0	-	0	0	0	-	0	-	0	-
30-3986 M-PUR											
Polling	46	26	56.52%	7	2	0	0.00%	1	50.00%	1	50.00%
Vote By Mail	46	0	0.00%	7	0	0	-	0	-	0	-
Total	46	26	56.52%	7	2	0	0.00%	1	50.00%	1	50.00%
30-3987 PUR											
Polling	362	35	9.67%	87	8	0	0.00%	3	37.50%	5	62.50%
Vote By Mail	362	144	39.78%	87	38	6	15.79%	19	50.00%	13	34.21%
Total	362	179	49.45%	87	46	6	13.04%	22	47.83%	18	39.13%
30-3994 M-ORCT											
Polling	1	1	100.00%	0	0	0	-	0	-	0	-
Vote By Mail	1	0	0.00%	0	0	0	-	0	-	0	-
Total	1	1	100.00%	0	0	0	-	0	-	0	-
30-4002 VDBG											
Polling	469	11	2.35%	97	3	1	33.33%	2	66.67%	0	0.00%
Vote By Mail	469	36	7.68%	97	12	2	16.67%	4	33.33%	6	50.00%
Total	469	47	10.02%	97	15	3	20.00%	6	40.00%	6	40.00%
30-4006 PUR											
Polling	1018	153	15.03%	355	44	5	11.36%	24	54.55%	12	27.27%
Vote By Mail	1018	222	21.81%	355	87	12	13.79%	48	55.17%	26	29.89%
Total	1018	375	36.84%	355	131	17	12.98%	72	54.96%	38	29.01%
30-4009 PUR											
Polling	759	75	9.88%	241	30	1	3.33%	16	53.33%	13	43.33%
Vote By Mail	759	280	36.89%	241	94	19	20.21%	50	53.19%	22	23.40%
Total	759	355	46.77%	241	124	20	16.13%	66	53.23%	35	28.23%
30-4010 PUR											
Polling	921	129	14.01%	227	24	2	8.33%	9	37.50%	13	54.17%
Vote By Mail	921	307	33.33%	227	88	12	13.64%	48	54.55%	28	31.82%
Total	921	436	47.34%	227	112	14	12.50%	57	50.89%	41	36.61%
30-4012 PUR											
Polling	761	93	12.22%	181	23	1	4.35%	12	52.17%	10	43.48%
Vote By Mail	761	349	45.86%	181	83	7	8.43%	53	63.86%	23	27.71%
Total	761	442	58.08%	181	106	8	7.55%	65	61.32%	33	31.13%
30-4014 M-PUR											
Polling	0	0	-	0	0	0	-	0	-	0	-
Vote By Mail	0	0	-	0	0	0	-	0	-	0	-
Total	0	0	-	0	0	0	-	0	-	0	-
30-4017 M-ORCT											
Polling	0	0	-	0	0	0	-	0	-	0	-
Vote By Mail	0	0	-	0	0	0	-	0	-	0	-

Santa Barbara County
Statewide Direct Primary Election
June 3, 2008
Certified Results

Date:06/24/08
Time:10:56:16
Page:6 of 24

	TURN OUT			U.S. REPRESENTATIVE 24TH DISTRICT DEM							
	Reg. Voters	Cards Cast	% Turnout	Reg. Voters	Total Votes	MARY PALLANT		MARTA ANN JORGENSEN		JILL MARTINEZ	
Polling	1061	145	13.67%	320	56	6	10.71%	33	58.93%	16	28.57%
Vote By Mail	1061	274	25.82%	320	80	9	11.25%	44	55.00%	27	33.75%
Total	1061	419	39.49%	320	136	15	11.03%	77	56.62%	43	31.62%
37-3403 CITY BLTN											
Polling	945	144	15.24%	346	45	7	15.56%	25	55.56%	13	28.89%
Vote By Mail	945	353	37.35%	346	135	13	9.63%	92	68.15%	28	20.74%
Total	945	497	52.59%	346	180	20	11.11%	117	65.00%	41	22.78%
40-0012 M-PUR											
Polling	10	6	60.00%	3	2	0	0.00%	0	0.00%	2	100.00%
Vote By Mail	10	0	0.00%	3	0	0	-	0	-	0	-
Total	10	6	60.00%	3	2	0	0.00%	0	0.00%	2	100.00%
40-0915 M-CSML											
Polling	49	17	34.69%	18	4	0	0.00%	2	50.00%	2	50.00%
Vote By Mail	49	0	0.00%	18	0	0	-	0	-	0	-
Total	49	17	34.69%	18	4	0	0.00%	2	50.00%	2	50.00%
40-0918 M-ORCT											
Polling	3	2	66.67%	0	0	0	-	0	-	0	-
Vote By Mail	3	0	0.00%	0	0	0	-	0	-	0	-
Total	3	2	66.67%	0	0	0	-	0	-	0	-
40-0926 M-ORCT											
Polling	2	2	100.00%	0	0	0	-	0	-	0	-
Vote By Mail	2	0	0.00%	0	0	0	-	0	-	0	-
Total	2	2	100.00%	0	0	0	-	0	-	0	-
40-3087 PUR											
Polling	1026	147	14.33%	366	54	12	22.22%	22	40.74%	18	33.33%
Vote By Mail	1026	254	24.76%	366	102	15	14.71%	52	50.98%	35	34.31%
Total	1026	401	39.08%	366	156	27	17.31%	74	47.44%	53	33.97%
40-3088 PUR											
Polling	937	147	15.69%	276	36	7	19.44%	21	58.33%	8	22.22%
Vote By Mail	937	341	36.39%	276	89	5	5.62%	56	62.92%	28	31.46%
Total	937	488	52.08%	276	125	12	9.60%	77	61.60%	36	28.80%
40-3090 M-PUR											
Polling	0	0	-	0	0	0	-	0	-	0	-
Vote By Mail	0	0	-	0	0	0	-	0	-	0	-
Total	0	0	-	0	0	0	-	0	-	0	-
40-3091 PUR											
Polling	429	48	11.19%	114	11	2	18.18%	5	45.45%	4	36.36%
Vote By Mail	429	169	39.39%	114	40	7	17.50%	18	45.00%	14	35.00%
Total	429	217	50.58%	114	51	9	17.65%	23	45.10%	18	35.29%
40-3093 M-LSAL											
Polling	44	27	61.36%	9	4	0	0.00%	1	25.00%	3	75.00%
Vote By Mail	44	0	0.00%	9	0	0	-	0	-	0	-

Santa Barbara County
Statewide Direct Primary Election
June 3, 2008
Certified Results

Date:06/24/08
Time:10:56:17
Page:8 of 24

	TURN OUT			U.S. REPRESENTATIVE 24TH DISTRICT DEM							
	Reg. Voters	Cards Cast	% Turnout	Reg. Voters	Total Votes	MARY PALLANT		MARTA ANN JORGENSEN		JILL MARTINEZ	
Polling	779	99	12.71%	220	26	4	15.38%	14	53.85%	8	30.77%
Vote By Mail	779	346	44.42%	220	91	17	18.68%	58	63.74%	14	15.38%
Total	779	445	57.12%	220	117	21	17.95%	72	61.54%	22	18.80%
40-4031 ORCT											
Polling	1057	112	10.60%	315	35	5	14.29%	21	60.00%	9	25.71%
Vote By Mail	1057	262	24.79%	315	55	4	7.27%	31	56.36%	19	34.55%
Total	1057	374	35.38%	315	90	9	10.00%	52	57.78%	28	31.11%
40-4032 ORCT											
Polling	761	129	16.95%	201	40	5	12.50%	27	67.50%	8	20.00%
Vote By Mail	761	207	27.20%	201	45	3	6.67%	27	60.00%	15	33.33%
Total	761	336	44.15%	201	85	8	9.41%	54	63.53%	23	27.06%
40-4034 ORCT											
Polling	864	129	14.93%	247	32	6	18.75%	17	53.13%	9	28.13%
Vote By Mail	864	232	26.85%	247	65	12	18.46%	40	61.54%	13	20.00%
Total	864	361	41.78%	247	97	18	18.56%	57	58.76%	22	22.68%
40-4035 ORCT											
Polling	978	128	13.09%	247	38	12	31.58%	16	42.11%	10	26.32%
Vote By Mail	978	294	30.06%	247	69	5	7.25%	41	59.42%	23	33.33%
Total	978	422	43.15%	247	107	17	15.89%	57	53.27%	33	30.84%
40-4037 ORCT											
Polling	943	111	11.77%	243	20	5	25.00%	7	35.00%	6	30.00%
Vote By Mail	943	283	30.01%	243	71	12	16.90%	45	63.38%	14	19.72%
Total	943	394	41.78%	243	91	17	18.68%	52	57.14%	20	21.98%
40-4039 ORCT											
Polling	889	95	10.69%	240	27	1	3.70%	15	55.56%	9	33.33%
Vote By Mail	889	233	26.21%	240	45	7	15.56%	26	57.78%	12	26.67%
Total	889	328	36.90%	240	72	8	11.11%	41	56.94%	21	29.17%
40-4040 ORCT											
Polling	923	98	10.62%	274	25	6	24.00%	12	48.00%	7	28.00%
Vote By Mail	923	341	36.94%	274	84	16	19.05%	45	53.57%	22	26.19%
Total	923	439	47.56%	274	109	22	20.18%	57	52.29%	29	26.61%
40-4041 ORCT											
Polling	766	77	10.05%	231	17	3	17.65%	5	29.41%	8	47.06%
Vote By Mail	766	211	27.55%	231	79	14	17.72%	46	58.23%	19	24.05%
Total	766	288	37.60%	231	96	17	17.71%	51	53.13%	27	28.13%
40-4042 ORCT											
Polling	804	104	12.94%	228	28	8	28.57%	18	64.29%	1	3.57%
Vote By Mail	804	209	26.00%	228	48	6	12.50%	30	62.50%	12	25.00%
Total	804	313	38.93%	228	76	14	18.42%	48	63.16%	13	17.11%
40-4044 ORCT											
Polling	779	107	13.74%	256	35	3	8.57%	26	74.29%	6	17.14%
Vote By Mail	779	233	29.91%	256	72	8	11.11%	46	63.89%	18	25.00%

Santa Barbara County
Statewide Direct Primary Election
June 3, 2008
Certified Results

Date:06/24/08
Time:10:56:17
Page:10 of 24

	TURN OUT			U.S. REPRESENTATIVE 24TH DISTRICT DEM							
	Reg. Voters	Cards Cast	% Turnout	Reg. Voters	Total Votes	MARY PALLANT		MARTA ANN JORGENSEN		JILL MARTINEZ	
Polling	982	102	10.39%	384	39	12	30.77%	16	41.03%	10	25.64%
Vote By Mail	982	279	28.41%	384	104	10	9.62%	61	58.65%	33	31.73%
Total	982	381	38.80%	384	143	22	15.38%	77	53.85%	43	30.07%
41-4502 CITY LMPC											
Polling	860	94	10.93%	309	44	8	18.18%	20	45.45%	16	36.36%
Vote By Mail	860	267	31.05%	309	90	12	13.33%	41	45.56%	34	37.78%
Total	860	361	41.98%	309	134	20	14.93%	61	45.52%	50	37.31%
41-4504 CITY LMPC											
Polling	779	111	14.25%	342	60	7	11.67%	22	36.67%	31	51.67%
Vote By Mail	779	184	23.62%	342	89	15	16.85%	37	41.57%	34	38.20%
Total	779	295	37.87%	342	149	22	14.77%	59	39.60%	65	43.62%
41-4505 CITY LMPC											
Polling	818	101	12.35%	287	32	4	12.50%	13	40.63%	15	46.88%
Vote By Mail	818	265	32.40%	287	73	10	13.70%	41	56.16%	20	27.40%
Total	818	366	44.74%	287	105	14	13.33%	54	51.43%	35	33.33%
41-4506 CITY LMPC											
Polling	895	108	12.07%	334	42	10	23.81%	22	52.38%	9	21.43%
Vote By Mail	895	310	34.64%	334	98	19	19.39%	49	50.00%	30	30.61%
Total	895	418	46.70%	334	140	29	20.71%	71	50.71%	39	27.86%
41-4508 CITY LMPC											
Polling	934	92	9.85%	426	55	10	18.18%	24	43.64%	20	36.36%
Vote By Mail	934	236	25.27%	426	117	19	16.24%	57	48.72%	40	34.19%
Total	934	328	35.12%	426	172	29	16.86%	81	47.09%	60	34.88%
41-4510 CITY LMPC											
Polling	987	108	10.94%	448	62	9	14.52%	28	45.16%	24	38.71%
Vote By Mail	987	168	17.02%	448	74	10	13.51%	31	41.89%	33	44.59%
Total	987	276	27.96%	448	136	19	13.97%	59	43.38%	57	41.91%
41-4512 CITY LMPC											
Polling	1029	122	11.86%	433	45	13	28.89%	23	51.11%	6	13.33%
Vote By Mail	1029	246	23.91%	433	96	16	16.67%	47	48.96%	33	34.38%
Total	1029	368	35.76%	433	141	29	20.57%	70	49.65%	39	27.66%
41-4513 CITY LMPC											
Polling	972	78	8.02%	431	38	6	15.79%	15	39.47%	16	42.11%
Vote By Mail	972	265	27.26%	431	123	16	13.01%	70	56.91%	37	30.08%
Total	972	343	35.29%	431	161	22	13.66%	85	52.80%	53	32.92%
41-4516 CITY LMPC											
Polling	968	126	13.02%	380	52	10	19.23%	18	34.62%	21	40.38%
Vote By Mail	968	222	22.93%	380	93	13	13.98%	48	51.61%	30	32.26%
Total	968	348	35.95%	380	145	23	15.86%	66	45.52%	51	35.17%
41-4518 CITY LMPC											
Polling	1077	137	12.72%	447	51	6	11.76%	27	52.94%	18	35.29%
Vote By Mail	1077	300	27.86%	447	133	19	14.29%	77	57.89%	35	26.32%

Santa Barbara County
 Statewide Direct Primary Election
 June 3, 2008
 Certified Results

Date:06/24/08
 Time:10:56:17
 Page:12 of 24

	TURN OUT			U.S. REPRESENTATIVE 24TH DISTRICT DEM							
	Reg. Voters	Cards Cast	% Turnout	Reg. Voters	Total Votes	MARY PALLANT		MARTA ANN JORGENSEN		JILL MARTINEZ	
Polling	198	77	38.89%	54	16	1	6.25%	9	56.25%	6	37.50%
Vote By Mail	198	0	0.00%	54	0	0	-	0	-	0	-
Total	198	77	38.89%	54	16	1	6.25%	9	56.25%	6	37.50%
50-5007 M-STMR											
Polling	93	47	50.54%	26	11	2	18.18%	5	45.45%	4	36.36%
Vote By Mail	93	0	0.00%	26	0	0	-	0	-	0	-
Total	93	47	50.54%	26	11	2	18.18%	5	45.45%	4	36.36%
50-5901 CYM											
Polling	322	36	11.18%	74	5	1	20.00%	4	80.00%	0	0.00%
Vote By Mail	322	73	22.67%	74	16	3	18.75%	9	56.25%	4	25.00%
Total	322	109	33.85%	74	21	4	19.05%	13	61.90%	4	19.05%
50-5902 M-LOS PDRS											
Polling	0	0	-	0	0	0	-	0	-	0	-
Vote By Mail	0	0	-	0	0	0	-	0	-	0	-
Total	0	0	-	0	0	0	-	0	-	0	-
50-5904 M-SISQ											
Polling	26	7	26.92%	4	1	0	0.00%	1	100.00%	0	0.00%
Vote By Mail	26	0	0.00%	4	0	0	-	0	-	0	-
Total	26	7	26.92%	4	1	0	0.00%	1	100.00%	0	0.00%
50-5916 M-STMR											
Polling	12	4	33.33%	0	0	0	-	0	-	0	-
Vote By Mail	12	0	0.00%	0	0	0	-	0	-	0	-
Total	12	4	33.33%	0	0	0	-	0	-	0	-
50-9005 M-SISQ											
Polling	95	45	47.37%	32	10	4	40.00%	4	40.00%	1	10.00%
Vote By Mail	95	0	0.00%	32	0	0	-	0	-	0	-
Total	95	45	47.37%	32	10	4	40.00%	4	40.00%	1	10.00%
Total											
Polling	52633	7866	14.94%	16623	2330	400	17.17%	1184	50.82%	701	30.09%
Vote By Mail	52633	15357	29.18%	16623	4490	598	13.32%	2520	56.12%	1322	29.44%
Total	52633	23223	44.12%	16623	6820	998	14.63%	3704	54.31%	2023	29.66%

Santa Barbara County
 Statewide Direct Primary Election
 June 3, 2008
 Certified Results

Date:06/24/08
 Time:10:56:17
 Page:13 of 24

	U.S. REPRESENTATIVE 24TH DISTRICT REP					
	Reg. Voters	Total Votes	MICHAEL TENENBAUM		ELTON GALLEGLY	
Jurisdiction Wide						
10-1024 M-STYN						
Polling	3	2	0	0.00%	2	100.00%
Vote By Mail	3	0	0	-	0	-
Total	3	2	0	0.00%	2	100.00%
20-3001 GLTA						
Polling	79	3	1	33.33%	2	66.67%
Vote By Mail	79	33	12	36.36%	20	60.61%
Total	79	36	13	36.11%	22	61.11%
20-3905 M-GLTA						
Polling	7	2	0	0.00%	2	100.00%
Vote By Mail	7	0	0	-	0	-
Total	7	2	0	0.00%	2	100.00%
20-3955 M-PRDS						
Polling	0	0	0	-	0	-
Vote By Mail	0	0	0	-	0	-
Total	0	0	0	-	0	-
30-0120 M-PUR						
Polling	0	0	0	-	0	-
Vote By Mail	0	0	0	-	0	-
Total	0	0	0	-	0	-
30-0917 M-ORCT						
Polling	0	0	0	-	0	-
Vote By Mail	0	0	0	-	0	-
Total	0	0	0	-	0	-
30-0992 M-LSAL						
Polling	24	15	1	6.67%	14	93.33%
Vote By Mail	24	0	0	-	0	-
Total	24	15	1	6.67%	14	93.33%
30-3051 M-GLTA						
Polling	35	23	4	17.39%	19	82.61%
Vote By Mail	35	0	0	-	0	-
Total	35	23	4	17.39%	19	82.61%
30-3053 M-GLTA						
Polling	0	0	0	-	0	-
Vote By Mail	0	0	0	-	0	-
Total	0	0	0	-	0	-
30-3056 M-STYN						
Polling	0	0	0	-	0	-
Vote By Mail	0	0	0	-	0	-
Total	0	0	0	-	0	-
30-3058 M-STYN						

Santa Barbara County
Statewide Direct Primary Election
June 3, 2008
Certified Results

Date:06/24/08
Time:10:56:17
Page:14 of 24

U.S. REPRESENTATIVE 24TH DISTRICT REP						
	Reg. Voters	Total Votes	MICHAEL TENENBAUM		ELTON GALLEGLY	
Polling	56	23	3	13.04%	20	86.96%
Vote By Mail	56	0	0	-	0	-
Total	56	23	3	13.04%	20	86.96%
30-3059 STYN						
Polling	302	46	12	26.09%	34	73.91%
Vote By Mail	302	104	14	13.46%	90	86.54%
Total	302	150	26	17.33%	124	82.67%
30-3060 STYN						
Polling	346	59	14	23.73%	45	76.27%
Vote By Mail	346	137	15	10.95%	122	89.05%
Total	346	196	29	14.80%	167	85.20%
30-3061 STYN						
Polling	627	107	23	21.50%	83	77.57%
Vote By Mail	627	240	42	17.50%	198	82.50%
Total	627	347	65	18.73%	281	80.98%
30-3062 STYN						
Polling	519	95	17	17.89%	76	80.00%
Vote By Mail	519	172	32	18.60%	138	80.23%
Total	519	267	49	18.35%	214	80.15%
30-3066 SLVG						
Polling	157	20	7	35.00%	13	65.00%
Vote By Mail	157	69	10	14.49%	59	85.51%
Total	157	89	17	19.10%	72	80.90%
30-3068 M-SLVG						
Polling	59	41	7	17.07%	34	82.93%
Vote By Mail	59	0	0	-	0	-
Total	59	41	7	17.07%	34	82.93%
30-3069 BLRD						
Polling	507	75	15	20.00%	59	78.67%
Vote By Mail	507	200	33	16.50%	167	83.50%
Total	507	275	48	17.45%	226	82.18%
30-3071 LSOL						
Polling	464	107	25	23.36%	82	76.64%
Vote By Mail	464	160	16	10.00%	144	90.00%
Total	464	267	41	15.36%	226	84.64%
30-3073 BLTN						
Polling	216	18	1	5.56%	16	88.89%
Vote By Mail	216	91	18	19.78%	73	80.22%
Total	216	109	19	17.43%	89	81.65%
30-3075 M-BLTN						
Polling	40	18	1	5.56%	17	94.44%
Vote By Mail	40	0	0	-	0	-

Santa Barbara County
 Statewide Direct Primary Election
 June 3, 2008
 Certified Results

Date:06/24/08
 Time:10:56:17
 Page:15 of 24

	U.S. REPRESENTATIVE 24TH DISTRICT REP					
	Reg. Voters	Total Votes	MICHAEL TENENBAUM		ELTON GALLEGLY	
Total	40	18	1	5.56%	17	94.44%
30-3079 M-VIST						
Polling	4	0	0	-	0	-
Vote By Mail	4	0	0	-	0	-
Total	4	0	0	-	0	-
30-3081 M-VIST						
Polling	0	0	0	-	0	-
Vote By Mail	0	0	0	-	0	-
Total	0	0	0	-	0	-
30-3082 M-VIST						
Polling	13	4	0	0.00%	4	100.00%
Vote By Mail	13	0	0	-	0	-
Total	13	4	0	0.00%	4	100.00%
30-3083 M-PUR						
Polling	27	9	0	0.00%	9	100.00%
Vote By Mail	27	0	0	-	0	-
Total	27	9	0	0.00%	9	100.00%
30-3085 M-PUR						
Polling	52	31	7	22.58%	24	77.42%
Vote By Mail	52	0	0	-	0	-
Total	52	31	7	22.58%	24	77.42%
30-3086 M-PUR						
Polling	14	7	1	14.29%	6	85.71%
Vote By Mail	14	0	0	-	0	-
Total	14	7	1	14.29%	6	85.71%
30-3092 LSAL						
Polling	322	51	11	21.57%	39	76.47%
Vote By Mail	322	90	18	20.00%	70	77.78%
Total	322	141	29	20.57%	109	77.30%
30-3950 M-GLTA						
Polling	3	1	0	0.00%	1	100.00%
Vote By Mail	3	0	0	-	0	-
Total	3	1	0	0.00%	1	100.00%
30-3954 M-PRDS						
Polling	0	0	0	-	0	-
Vote By Mail	0	0	0	-	0	-
Total	0	0	0	-	0	-
30-3966 M-SLVG						
Polling	0	0	0	-	0	-
Vote By Mail	0	0	0	-	0	-
Total	0	0	0	-	0	-
30-3980 M-VIST						

Santa Barbara County
 Statewide Direct Primary Election
 June 3, 2008
 Certified Results

Date:06/24/08
 Time:10:56:17
 Page:16 of 24

	U.S. REPRESENTATIVE 24TH DISTRICT REP					
	Reg. Voters	Total Votes	MICHAEL TENENBAUM		ELTON GALLEGLY	
Polling	0	0	0	-	0	-
Vote By Mail	0	0	0	-	0	-
Total	0	0	0	-	0	-
30-3986 M-PUR						
Polling	28	19	5	26.32%	14	73.68%
Vote By Mail	28	0	0	-	0	-
Total	28	19	5	26.32%	14	73.68%
30-3987 PUR						
Polling	173	21	1	4.76%	20	95.24%
Vote By Mail	173	79	11	13.92%	68	86.08%
Total	173	100	12	12.00%	88	88.00%
30-3994 M-ORCT						
Polling	1	1	0	0.00%	1	100.00%
Vote By Mail	1	0	0	-	0	-
Total	1	1	0	0.00%	1	100.00%
30-4002 VDBG						
Polling	209	7	3	42.86%	4	57.14%
Vote By Mail	209	12	3	25.00%	9	75.00%
Total	209	19	6	31.58%	13	68.42%
30-4006 PUR						
Polling	421	74	15	20.27%	59	79.73%
Vote By Mail	421	81	27	33.33%	54	66.67%
Total	421	155	42	27.10%	113	72.90%
30-4009 PUR						
Polling	378	37	9	24.32%	28	75.68%
Vote By Mail	378	142	40	28.17%	102	71.83%
Total	378	179	49	27.37%	130	72.63%
30-4010 PUR						
Polling	507	90	20	22.22%	70	77.78%
Vote By Mail	507	179	32	17.88%	147	82.12%
Total	507	269	52	19.33%	217	80.67%
30-4012 PUR						
Polling	442	55	13	23.64%	42	76.36%
Vote By Mail	442	210	45	21.43%	164	78.10%
Total	442	265	58	21.89%	206	77.74%
30-4014 M-PUR						
Polling	0	0	0	-	0	-
Vote By Mail	0	0	0	-	0	-
Total	0	0	0	-	0	-
30-4017 M-ORCT						
Polling	0	0	0	-	0	-
Vote By Mail	0	0	0	-	0	-

Santa Barbara County
 Statewide Direct Primary Election
 June 3, 2008
 Certified Results

Date:06/24/08
 Time:10:56:17
 Page:17 of 24

	U.S. REPRESENTATIVE 24TH DISTRICT REP					
	Reg. Voters	Total Votes	MICHAEL TENENBAUM		ELTON GALLEGLY	
Total	0	0	0	-	0	-
30-4915 M-CSML						
Polling	0	0	0	-	0	-
Vote By Mail	0	0	0	-	0	-
Total	0	0	0	-	0	-
30-5903 M-LSOL						
Polling	24	17	2	11.76%	15	88.24%
Vote By Mail	24	0	0	-	0	-
Total	24	17	2	11.76%	15	88.24%
31-3501 M-CITY LMPC						
Polling	23	4	1	25.00%	3	75.00%
Vote By Mail	23	0	0	-	0	-
Total	23	4	1	25.00%	3	75.00%
31-4525 M-CITY LMPC						
Polling	131	61	9	14.75%	52	85.25%
Vote By Mail	131	0	0	-	0	-
Total	131	61	9	14.75%	52	85.25%
36-3301 M-CITY SLVG						
Polling	73	52	9	17.31%	43	82.69%
Vote By Mail	73	0	0	-	0	-
Total	73	52	9	17.31%	43	82.69%
36-3302 CITY SLVG						
Polling	380	61	8	13.11%	53	86.89%
Vote By Mail	380	138	22	15.94%	115	83.33%
Total	380	199	30	15.08%	168	84.42%
36-3303 CITY SLVG						
Polling	413	72	19	26.39%	53	73.61%
Vote By Mail	413	165	31	18.79%	134	81.21%
Total	413	237	50	21.10%	187	78.90%
36-3304 CITY SLVG						
Polling	565	81	17	20.99%	64	79.01%
Vote By Mail	565	218	55	25.23%	163	74.77%
Total	565	299	72	24.08%	227	75.92%
36-3305 M-CITY SLVG						
Polling	118	85	22	25.88%	63	74.12%
Vote By Mail	118	0	0	-	0	-
Total	118	85	22	25.88%	63	74.12%
37-3401 CITY BLTN						
Polling	183	25	7	28.00%	18	72.00%
Vote By Mail	183	58	14	24.14%	44	75.86%
Total	183	83	21	25.30%	62	74.70%
37-3402 CITY BLTN						

Santa Barbara County
Statewide Direct Primary Election
June 3, 2008
Certified Results

Date:06/24/08
Time:10:56:17
Page:18 of 24

	U.S. REPRESENTATIVE 24TH DISTRICT REP					
	Reg. Voters	Total Votes	MICHAEL TENENBAUM			ELTON GALLEGLY
Polling	481	69	8	11.59%	61	88.41%
Vote By Mail	481	129	20	15.50%	109	84.50%
Total	481	198	28	14.14%	170	85.86%
37-3403 CITY BLTN						
Polling	390	64	16	25.00%	48	75.00%
Vote By Mail	390	140	28	20.00%	110	78.57%
Total	390	204	44	21.57%	158	77.45%
40-0012 M-PUR						
Polling	4	2	0	0.00%	2	100.00%
Vote By Mail	4	0	0	-	0	-
Total	4	2	0	0.00%	2	100.00%
40-0915 M-CSML						
Polling	15	7	0	0.00%	7	100.00%
Vote By Mail	15	0	0	-	0	-
Total	15	7	0	0.00%	7	100.00%
40-0918 M-ORCT						
Polling	3	2	0	0.00%	2	100.00%
Vote By Mail	3	0	0	-	0	-
Total	3	2	0	0.00%	2	100.00%
40-0926 M-ORCT						
Polling	2	2	0	0.00%	2	100.00%
Vote By Mail	2	0	0	-	0	-
Total	2	2	0	0.00%	2	100.00%
40-3087 PUR						
Polling	403	68	14	20.59%	53	77.94%
Vote By Mail	403	104	32	30.77%	72	69.23%
Total	403	172	46	26.74%	125	72.67%
40-3088 PUR						
Polling	502	92	21	22.83%	71	77.17%
Vote By Mail	502	189	31	16.40%	157	83.07%
Total	502	281	52	18.51%	228	81.14%
40-3090 M-PUR						
Polling	0	0	0	-	0	-
Vote By Mail	0	0	0	-	0	-
Total	0	0	0	-	0	-
40-3091 PUR						
Polling	225	32	8	25.00%	23	71.88%
Vote By Mail	225	97	28	28.87%	69	71.13%
Total	225	129	36	27.91%	92	71.32%
40-3093 M-LSAL						
Polling	32	22	0	0.00%	22	100.00%
Vote By Mail	32	0	0	-	0	-

Santa Barbara County
 Statewide Direct Primary Election
 June 3, 2008
 Certified Results

Date:06/24/08
 Time:10:56:17
 Page:19 of 24

	U.S. REPRESENTATIVE 24TH DISTRICT REP					
	Reg. Voters	Total Votes	MICHAEL TENENBAUM		ELTON GALLEGLY	
Total	32	22	0	0.00%	22	100.00%
40-4003 M-PUR						
Polling	10	4	1	25.00%	3	75.00%
Vote By Mail	10	0	0	-	0	-
Total	10	4	1	25.00%	3	75.00%
40-4018 M-ORCT						
Polling	2	2	0	0.00%	2	100.00%
Vote By Mail	2	0	0	-	0	-
Total	2	2	0	0.00%	2	100.00%
40-4019 ORCT						
Polling	273	53	13	24.53%	40	75.47%
Vote By Mail	273	105	18	17.14%	87	82.86%
Total	273	158	31	19.62%	127	80.38%
40-4021 ORCT						
Polling	494	78	22	28.21%	56	71.79%
Vote By Mail	494	197	54	27.41%	142	72.08%
Total	494	275	76	27.64%	198	72.00%
40-4022 ORCT						
Polling	434	61	17	27.87%	44	72.13%
Vote By Mail	434	132	34	25.76%	98	74.24%
Total	434	193	51	26.42%	142	73.58%
40-4023 ORCT						
Polling	504	75	24	32.00%	51	68.00%
Vote By Mail	504	148	41	27.70%	105	70.95%
Total	504	223	65	29.15%	156	69.96%
40-4025 ORCT						
Polling	192	25	9	36.00%	16	64.00%
Vote By Mail	192	56	16	28.57%	40	71.43%
Total	192	81	25	30.86%	56	69.14%
40-4026 ORCT						
Polling	361	50	16	32.00%	34	68.00%
Vote By Mail	361	139	20	14.39%	117	84.17%
Total	361	189	36	19.05%	151	79.89%
40-4027 ORCT						
Polling	585	100	25	25.00%	75	75.00%
Vote By Mail	585	239	55	23.01%	184	76.99%
Total	585	339	80	23.60%	259	76.40%
40-4028 ORCT						
Polling	509	106	28	26.42%	78	73.58%
Vote By Mail	509	188	37	19.68%	151	80.32%
Total	509	294	65	22.11%	229	77.89%
40-4030 ORCT						

Santa Barbara County
 Statewide Direct Primary Election
 June 3, 2008
 Certified Results

Date:06/24/08
 Time:10:56:17
 Page:20 of 24

U.S. REPRESENTATIVE 24TH DISTRICT REP						
	Reg. Voters	Total Votes	MICHAEL TENENBAUM		ELTON GALLEGLY	
Polling	413	57	13	22.81%	44	77.19%
Vote By Mail	413	194	57	29.38%	136	70.10%
Total	413	251	70	27.89%	180	71.71%
40-4031 ORCT						
Polling	536	57	20	35.09%	37	64.91%
Vote By Mail	536	159	40	25.16%	119	74.84%
Total	536	216	60	27.78%	156	72.22%
40-4032 ORCT						
Polling	397	70	15	21.43%	55	78.57%
Vote By Mail	397	123	26	21.14%	97	78.86%
Total	397	193	41	21.24%	152	78.76%
40-4034 ORCT						
Polling	467	72	22	30.56%	50	69.44%
Vote By Mail	467	130	39	30.00%	90	69.23%
Total	467	202	61	30.20%	140	69.31%
40-4035 ORCT						
Polling	529	76	16	21.05%	60	78.95%
Vote By Mail	529	163	46	28.22%	117	71.78%
Total	529	239	62	25.94%	177	74.06%
40-4037 ORCT						
Polling	519	75	21	28.00%	54	72.00%
Vote By Mail	519	155	30	19.35%	124	80.00%
Total	519	230	51	22.17%	178	77.39%
40-4039 ORCT						
Polling	469	54	16	29.63%	38	70.37%
Vote By Mail	469	146	35	23.97%	111	76.03%
Total	469	200	51	25.50%	149	74.50%
40-4040 ORCT						
Polling	453	58	14	24.14%	43	74.14%
Vote By Mail	453	183	47	25.68%	136	74.32%
Total	453	241	61	25.31%	179	74.27%
40-4041 ORCT						
Polling	364	52	14	26.92%	38	73.08%
Vote By Mail	364	95	19	20.00%	76	80.00%
Total	364	147	33	22.45%	114	77.55%
40-4042 ORCT						
Polling	419	61	12	19.67%	49	80.33%
Vote By Mail	419	121	34	28.10%	87	71.90%
Total	419	182	46	25.27%	136	74.73%
40-4044 ORCT						
Polling	377	52	15	28.85%	37	71.15%
Vote By Mail	377	114	33	28.95%	80	70.18%

Santa Barbara County
 Statewide Direct Primary Election
 June 3, 2008
 Certified Results

Date:06/24/08
 Time:10:56:17
 Page:21 of 24

	U.S. REPRESENTATIVE 24TH DISTRICT REP					
	Reg. Voters	Total Votes	MICHAEL TENENBAUM			ELTON GALLEGLY
Total	377	166	48	28.92%	117	70.48%
40-4046 M-ORCT						
Polling	60	29	2	6.90%	27	93.10%
Vote By Mail	60	0	0	-	0	-
Total	60	29	2	6.90%	27	93.10%
40-4926 M-ORCT						
Polling	1	0	0	-	0	-
Vote By Mail	1	0	0	-	0	-
Total	1	0	0	-	0	-
40-5006 ORCT						
Polling	210	48	13	27.08%	35	72.92%
Vote By Mail	210	74	18	24.32%	56	75.68%
Total	210	122	31	25.41%	91	74.59%
40-5009 ORCT						
Polling	163	11	4	36.36%	7	63.64%
Vote By Mail	163	98	14	14.29%	84	85.71%
Total	163	109	18	16.51%	91	83.49%
40-5010 ORCT						
Polling	439	34	8	23.53%	26	76.47%
Vote By Mail	439	161	39	24.22%	121	75.16%
Total	439	195	47	24.10%	147	75.38%
40-5012 M-ORCT						
Polling	71	24	13	54.17%	11	45.83%
Vote By Mail	71	0	0	-	0	-
Total	71	24	13	54.17%	11	45.83%
40-5021 M-STMR						
Polling	1	1	0	0.00%	1	100.00%
Vote By Mail	1	0	0	-	0	-
Total	1	1	0	0.00%	1	100.00%
40-5905 M-SISQ						
Polling	8	5	0	0.00%	5	100.00%
Vote By Mail	8	0	0	-	0	-
Total	8	5	0	0.00%	5	100.00%
40-5906 M-ORCT						
Polling	32	16	3	18.75%	13	81.25%
Vote By Mail	32	0	0	-	0	-
Total	32	16	3	18.75%	13	81.25%
40-5914 M-STMR						
Polling	2	0	0	-	0	-
Vote By Mail	2	0	0	-	0	-
Total	2	0	0	-	0	-
41-4501 CITY LMPC						

Santa Barbara County
 Statewide Direct Primary Election
 June 3, 2008
 Certified Results

Date:06/24/08
 Time:10:56:17
 Page:22 of 24

U.S. REPRESENTATIVE 24TH DISTRICT REP							
	Reg. Voters	Total Votes	MICHAEL TENENBAUM		ELTON GALLEGLY		
Polling	374	44	10	22.73%	34	77.27%	
Vote By Mail	374	134	33	24.63%	101	75.37%	
Total	374	178	43	24.16%	135	75.84%	
41-4502 CITY LMPC							
Polling	349	38	12	31.58%	26	68.42%	
Vote By Mail	349	124	34	27.42%	90	72.58%	
Total	349	162	46	28.40%	116	71.60%	
41-4504 CITY LMPC							
Polling	249	40	4	10.00%	34	85.00%	
Vote By Mail	249	66	11	16.67%	54	81.82%	
Total	249	106	15	14.15%	88	83.02%	
41-4505 CITY LMPC							
Polling	340	48	6	12.50%	41	85.42%	
Vote By Mail	340	127	23	18.11%	104	81.89%	
Total	340	175	29	16.57%	145	82.86%	
41-4506 CITY LMPC							
Polling	405	52	17	32.69%	35	67.31%	
Vote By Mail	405	173	37	21.39%	135	78.03%	
Total	405	225	54	24.00%	170	75.56%	
41-4508 CITY LMPC							
Polling	283	30	11	36.67%	19	63.33%	
Vote By Mail	283	80	22	27.50%	58	72.50%	
Total	283	110	33	30.00%	77	70.00%	
41-4510 CITY LMPC							
Polling	284	28	8	28.57%	20	71.43%	
Vote By Mail	284	64	10	15.63%	54	84.38%	
Total	284	92	18	19.57%	74	80.43%	
41-4512 CITY LMPC							
Polling	392	58	21	36.21%	37	63.79%	
Vote By Mail	392	107	34	31.78%	73	68.22%	
Total	392	165	55	33.33%	110	66.67%	
41-4513 CITY LMPC							
Polling	323	34	12	35.29%	22	64.71%	
Vote By Mail	323	100	29	29.00%	71	71.00%	
Total	323	134	41	30.60%	93	69.40%	
41-4516 CITY LMPC							
Polling	338	58	15	25.86%	43	74.14%	
Vote By Mail	338	89	21	23.60%	68	76.40%	
Total	338	147	36	24.49%	111	75.51%	
41-4518 CITY LMPC							
Polling	383	57	20	35.09%	36	63.16%	
Vote By Mail	383	115	32	27.83%	83	72.17%	

Santa Barbara County
 Statewide Direct Primary Election
 June 3, 2008
 Certified Results

Date:06/24/08
 Time:10:56:17
 Page:23 of 24

	U.S. REPRESENTATIVE 24TH DISTRICT REP					
	Reg. Voters	Total Votes	MICHAEL TENENBAUM		ELTON GALLEGLY	
Total	383	172	52	30.23%	119	69.19%
41-4519 CITY LMPC						
Polling	405	72	18	25.00%	54	75.00%
Vote By Mail	405	115	29	25.22%	85	73.91%
Total	405	187	47	25.13%	139	74.33%
41-4521 CITY LMPC						
Polling	389	43	14	32.56%	29	67.44%
Vote By Mail	389	92	11	11.96%	79	85.87%
Total	389	135	25	18.52%	108	80.00%
41-4522 CITY LMPC						
Polling	221	28	3	10.71%	25	89.29%
Vote By Mail	221	78	23	29.49%	55	70.51%
Total	221	106	26	24.53%	80	75.47%
41-4524 CITY LMPC						
Polling	225	30	9	30.00%	21	70.00%
Vote By Mail	225	70	10	14.29%	60	85.71%
Total	225	100	19	19.00%	81	81.00%
43-5809 M-CITY STMR						
Polling	98	67	23	34.33%	44	65.67%
Vote By Mail	98	0	0	-	0	-
Total	98	67	23	34.33%	44	65.67%
50-3992 M-LSAL						
Polling	0	0	0	-	0	-
Vote By Mail	0	0	0	-	0	-
Total	0	0	0	-	0	-
50-5001 M-CYM						
Polling	27	11	1	9.09%	10	90.91%
Vote By Mail	27	0	0	-	0	-
Total	27	11	1	9.09%	10	90.91%
50-5002 M-LSOL						
Polling	0	0	0	-	0	-
Vote By Mail	0	0	0	-	0	-
Total	0	0	0	-	0	-
50-5003 M-LSOL						
Polling	1	1	0	0.00%	1	100.00%
Vote By Mail	1	0	0	-	0	-
Total	1	1	0	0.00%	1	100.00%
50-5004 M-SISQ						
Polling	83	43	7	16.28%	36	83.72%
Vote By Mail	83	0	0	-	0	-
Total	83	43	7	16.28%	36	83.72%
50-5005 M-SISQ						

Santa Barbara County
 Statewide Direct Primary Election
 June 3, 2008
 Certified Results

Date:06/24/08
 Time:10:56:17
 Page:24 of 24

U.S. REPRESENTATIVE 24TH DISTRICT REP							
	Reg. Voters	Total Votes	MICHAEL TENENBAUM		ELTON GALLEGLY		
Polling	102	51	11	21.57%	40	78.43%	
Vote By Mail	102	0	0	-	0	-	
Total	102	51	11	21.57%	40	78.43%	
50-5007 M-STMR							
Polling	54	33	9	27.27%	24	72.73%	
Vote By Mail	54	0	0	-	0	-	
Total	54	33	9	27.27%	24	72.73%	
50-5901 CYM							
Polling	182	24	12	50.00%	12	50.00%	
Vote By Mail	182	45	15	33.33%	30	66.67%	
Total	182	69	27	39.13%	42	60.87%	
50-5902 M-LOS PDRS							
Polling	0	0	0	-	0	-	
Vote By Mail	0	0	0	-	0	-	
Total	0	0	0	-	0	-	
50-5904 M-SISQ							
Polling	19	6	0	0.00%	6	100.00%	
Vote By Mail	19	0	0	-	0	-	
Total	19	6	0	0.00%	6	100.00%	
50-5916 M-STMR							
Polling	11	4	0	0.00%	4	100.00%	
Vote By Mail	11	0	0	-	0	-	
Total	11	4	0	0.00%	4	100.00%	
50-9005 M-SISQ							
Polling	56	25	9	36.00%	16	64.00%	
Vote By Mail	56	0	0	-	0	-	
Total	56	25	9	36.00%	16	64.00%	
Total							
Polling	24889	4210	1005	23.87%	3192	75.82%	
Vote By Mail	24889	7936	1755	22.11%	6156	77.57%	
Total	24889	12146	2760	22.72%	9348	76.96%	

Santa Barbara County
 Statewide Direct Primary Election
 June 3, 2008
 Certified Results

Date:06/24/08
 Time:10:56:43
 Page:1 of 7

	TURN OUT			STATE SENATOR 15TH DISTRICT REP			
	Reg. Voters	Cards Cast	% Turnout	Reg. Voters	Total Votes	ABEL MALDONADO	
Jurisdiction Wide							
40-0921 M-STMR							
Polling	0	0	-	0	0	0	-
Vote By Mail	0	0	-	0	0	0	-
Total	0	0	-	0	0	0	-
40-0926 M-ORCT							
Polling	2	2	100.00%	2	2	2	100.00%
Vote By Mail	2	0	0.00%	2	0	0	-
Total	2	2	100.00%	2	2	2	100.00%
40-4026 ORCT							
Polling	551	65	11.80%	361	47	44	93.62%
Vote By Mail	551	194	35.21%	361	124	121	97.58%
Total	551	259	47.01%	361	171	165	96.49%
40-4028 ORCT							
Polling	834	153	18.35%	509	97	96	98.97%
Vote By Mail	834	299	35.85%	509	181	180	99.45%
Total	834	452	54.20%	509	278	276	99.28%
40-4031 ORCT							
Polling	1057	112	10.60%	536	54	52	96.30%
Vote By Mail	1057	262	24.79%	536	144	140	97.22%
Total	1057	374	35.38%	536	198	192	96.97%
40-4032 ORCT							
Polling	761	129	16.95%	397	67	64	95.52%
Vote By Mail	761	207	27.20%	397	118	112	94.92%
Total	761	336	44.15%	397	185	176	95.14%
40-4034 ORCT							
Polling	864	129	14.93%	467	71	68	95.77%
Vote By Mail	864	232	26.85%	467	124	119	95.97%
Total	864	361	41.78%	467	195	187	95.90%
40-4035 ORCT							
Polling	978	128	13.09%	529	71	70	98.59%
Vote By Mail	978	294	30.06%	529	163	162	99.39%
Total	978	422	43.15%	529	234	232	99.15%
40-4037 ORCT							
Polling	943	111	11.77%	519	69	68	98.55%
Vote By Mail	943	283	30.01%	519	154	150	97.40%
Total	943	394	41.78%	519	223	218	97.76%
40-4039 ORCT							
Polling	889	95	10.69%	469	52	50	96.15%
Vote By Mail	889	233	26.21%	469	135	134	99.26%
Total	889	328	36.90%	469	187	184	98.40%
40-4040 ORCT							

Santa Barbara County
 Statewide Direct Primary Election
 June 3, 2008
 Certified Results

Date:06/24/08
 Time:10:56:43
 Page:2 of 7

	TURN OUT			STATE SENATOR 15TH DISTRICT REP			
	Reg. Voters	Cards Cast	% Turnout	Reg. Voters	Total Votes	ABEL MALDONADO	
Polling	923	98	10.62%	453	54	53	98.15%
Vote By Mail	923	341	36.94%	453	174	174	100.00%
Total	923	439	47.56%	453	228	227	99.56%
40-4041 ORCT							
Polling	766	77	10.05%	364	48	46	95.83%
Vote By Mail	766	211	27.55%	364	94	92	97.87%
Total	766	288	37.60%	364	142	138	97.18%
40-4042 ORCT							
Polling	804	104	12.94%	419	60	58	96.67%
Vote By Mail	804	209	26.00%	419	110	110	100.00%
Total	804	313	38.93%	419	170	168	98.82%
40-4044 ORCT							
Polling	779	107	13.74%	377	51	49	96.08%
Vote By Mail	779	233	29.91%	377	111	107	96.40%
Total	779	340	43.65%	377	162	156	96.30%
40-5009 ORCT							
Polling	272	35	12.87%	163	11	11	100.00%
Vote By Mail	272	165	60.66%	163	97	97	100.00%
Total	272	200	73.53%	163	108	108	100.00%
40-5010 ORCT							
Polling	886	72	8.13%	439	36	35	97.22%
Vote By Mail	886	319	36.00%	439	155	151	97.42%
Total	886	391	44.13%	439	191	186	97.38%
40-5012 M-ORCT							
Polling	177	53	29.94%	71	25	24	96.00%
Vote By Mail	177	0	0.00%	71	0	0	-
Total	177	53	29.94%	71	25	24	96.00%
40-5013 STMR							
Polling	556	57	10.25%	150	19	19	100.00%
Vote By Mail	556	73	13.13%	150	22	22	100.00%
Total	556	130	23.38%	150	41	41	100.00%
40-5014 M-STMR							
Polling	59	27	45.76%	38	22	22	100.00%
Vote By Mail	59	0	0.00%	38	0	0	-
Total	59	27	45.76%	38	22	22	100.00%
40-5020 M-GDLP							
Polling	30	10	33.33%	17	8	8	100.00%
Vote By Mail	30	0	0.00%	17	0	0	-
Total	30	10	33.33%	17	8	8	100.00%
40-5021 M-STMR							
Polling	3	1	33.33%	1	1	1	100.00%
Vote By Mail	3	0	0.00%	1	0	0	-

Santa Barbara County
 Statewide Direct Primary Election
 June 3, 2008
 Certified Results

Date:06/24/08
 Time:10:56:43
 Page:3 of 7

	TURN OUT			STATE SENATOR 15TH DISTRICT REP		
	Reg. Voters	Cards Cast	% Turnout	Reg. Voters	Total Votes	ABEL MALDONADO
Total	3	1	33.33%	1	1	1 100.00%
40-5906 M-ORCT						
Polling	42	22	52.38%	32	17	15 88.24%
Vote By Mail	42	0	0.00%	32	0	0 -
Total	42	22	52.38%	32	17	15 88.24%
40-5914 M-STMR						
Polling	3	1	33.33%	2	0	0 -
Vote By Mail	3	0	0.00%	2	0	0 -
Total	3	1	33.33%	2	0	0 -
43-5809 M-CITY STMR						
Polling	211	130	61.61%	98	60	59 98.33%
Vote By Mail	211	0	0.00%	98	0	0 -
Total	211	130	61.61%	98	60	59 98.33%
43-5814 M-CITY STMR						
Polling	18	5	27.78%	12	4	4 100.00%
Vote By Mail	18	0	0.00%	12	0	0 -
Total	18	5	27.78%	12	4	4 100.00%
43-5913 M-CITY STMR						
Polling	0	0	-	0	0	0 -
Vote By Mail	0	0	-	0	0	0 -
Total	0	0	-	0	0	0 -
44-5701 CITY GDLP						
Polling	709	58	8.18%	101	8	7 87.50%
Vote By Mail	709	101	14.25%	101	16	16 100.00%
Total	709	159	22.43%	101	24	23 95.83%
44-5702 CITY GDLP						
Polling	1188	94	7.91%	229	22	21 95.45%
Vote By Mail	1188	235	19.78%	229	48	45 93.75%
Total	1188	329	27.69%	229	70	66 94.29%
50-5007 M-STMR						
Polling	93	47	50.54%	54	27	25 92.59%
Vote By Mail	93	0	0.00%	54	0	0 -
Total	93	47	50.54%	54	27	25 92.59%
50-5016 M-STMR						
Polling	117	46	39.32%	67	20	20 100.00%
Vote By Mail	117	0	0.00%	67	0	0 -
Total	117	46	39.32%	67	20	20 100.00%
50-5916 M-STMR						
Polling	12	4	33.33%	11	4	4 100.00%
Vote By Mail	12	0	0.00%	11	0	0 -
Total	12	4	33.33%	11	4	4 100.00%
50-5994 M-STMR						

Santa Barbara County
 Statewide Direct Primary Election
 June 3, 2008
 Certified Results

Date:06/24/08
 Time:10:56:44
 Page:4 of 7

	TURN OUT			STATE SENATOR 15TH DISTRICT REP			
	Reg. Voters	Cards Cast	% Turnout	Reg. Voters	Total Votes	ABEL MALDONADO	
Polling	36	10	27.78%	4	2	2	100.00%
Vote By Mail	36	0	0.00%	4	0	0	-
Total	36	10	27.78%	4	2	2	100.00%
50-9005 M-SISQ							
Polling	95	45	47.37%	56	24	24	100.00%
Vote By Mail	95	0	0.00%	56	0	0	-
Total	95	45	47.37%	56	24	24	100.00%
53-5601 M-CITY STMR							
Polling	68	17	25.00%	11	2	2	100.00%
Vote By Mail	68	0	0.00%	11	0	0	-
Total	68	17	25.00%	11	2	2	100.00%
53-5602 CITY STMR							
Polling	463	40	8.64%	255	22	21	95.45%
Vote By Mail	463	185	39.96%	255	116	116	100.00%
Total	463	225	48.60%	255	138	137	99.28%
53-5603 CITY STMR							
Polling	753	66	8.76%	458	39	37	94.87%
Vote By Mail	753	263	34.93%	458	164	162	98.78%
Total	753	329	43.69%	458	203	199	98.03%
53-5604 CITY STMR							
Polling	967	76	7.86%	548	48	48	100.00%
Vote By Mail	967	334	34.54%	548	191	188	98.43%
Total	967	410	42.40%	548	239	236	98.74%
53-5605 CITY STMR							
Polling	1034	77	7.45%	464	40	39	97.50%
Vote By Mail	1034	269	26.02%	464	134	131	97.76%
Total	1034	346	33.46%	464	174	170	97.70%
53-5606 CITY STMR							
Polling	1151	111	9.64%	342	42	41	97.62%
Vote By Mail	1151	244	21.20%	342	90	88	97.78%
Total	1151	355	30.84%	342	132	129	97.73%
53-5607 CITY STMR							
Polling	788	56	7.11%	331	29	29	100.00%
Vote By Mail	788	219	27.79%	331	106	102	96.23%
Total	788	275	34.90%	331	135	131	97.04%
53-5608 CITY STMR							
Polling	902	82	9.09%	333	34	33	97.06%
Vote By Mail	902	228	25.28%	333	93	91	97.85%
Total	902	310	34.37%	333	127	124	97.64%
53-5613 CITY STMR							
Polling	841	56	6.66%	204	20	17	85.00%
Vote By Mail	841	140	16.65%	204	44	44	100.00%

Santa Barbara County
 Statewide Direct Primary Election
 June 3, 2008
 Certified Results

Date:06/24/08
 Time:10:56:44
 Page:5 of 7

	TURN OUT			STATE SENATOR 15TH DISTRICT REP		
	Reg. Voters	Cards Cast	% Turnout	Reg. Voters	Total Votes	ABEL MALDONADO
Total	841	196	23.31%	204	64	61 95.31%
53-5614 CITY STMR						
Polling	1122	59	5.26%	393	25	25 100.00%
Vote By Mail	1122	184	16.40%	393	66	66 100.00%
Total	1122	243	21.66%	393	91	91 100.00%
53-5615 CITY STMR						
Polling	712	47	6.60%	131	13	13 100.00%
Vote By Mail	712	120	16.85%	131	28	28 100.00%
Total	712	167	23.46%	131	41	41 100.00%
53-5617 CITY STMR						
Polling	860	126	14.65%	316	48	47 97.92%
Vote By Mail	860	205	23.84%	316	78	76 97.44%
Total	860	331	38.49%	316	126	123 97.62%
53-5618 CITY STMR						
Polling	851	70	8.23%	356	31	29 93.55%
Vote By Mail	851	207	24.32%	356	103	103 100.00%
Total	851	277	32.55%	356	134	132 98.51%
53-5619 CITY STMR						
Polling	825	100	12.12%	456	59	59 100.00%
Vote By Mail	825	306	37.09%	456	184	181 98.37%
Total	825	406	49.21%	456	243	240 98.77%
53-5620 CITY STMR						
Polling	1104	127	11.50%	545	67	66 98.51%
Vote By Mail	1104	423	38.32%	545	202	198 98.02%
Total	1104	550	49.82%	545	269	264 98.14%
53-5621 CITY STMR						
Polling	541	44	8.13%	248	19	19 100.00%
Vote By Mail	541	139	25.69%	248	72	71 98.61%
Total	541	183	33.83%	248	91	90 98.90%
53-5623 CITY STMR						
Polling	806	63	7.82%	353	28	27 96.43%
Vote By Mail	806	248	30.77%	353	117	114 97.44%
Total	806	311	38.59%	353	145	141 97.24%
53-5624 CITY STMR						
Polling	877	68	7.75%	345	40	38 95.00%
Vote By Mail	877	225	25.66%	345	92	91 98.91%
Total	877	293	33.41%	345	132	129 97.73%
53-5625 M-CITY STMR						
Polling	4	2	50.00%	1	1	1 100.00%
Vote By Mail	4	0	0.00%	1	0	0 -
Total	4	2	50.00%	1	1	1 100.00%
53-5626 CITY STMR						

Santa Barbara County
 Statewide Direct Primary Election
 June 3, 2008
 Certified Results

Date:06/24/08
 Time:10:56:44
 Page:6 of 7

	TURN OUT			STATE SENATOR 15TH DISTRICT REP		
	Reg. Voters	Cards Cast	% Turnout	Reg. Voters	Total Votes	ABEL MALDONADO
Polling	764	61	7.98%	228	22	22 100.00%
Vote By Mail	764	164	21.47%	228	62	61 98.39%
Total	764	225	29.45%	228	84	83 98.81%
53-5628 CITY STMR						
Polling	701	53	7.56%	131	8	8 100.00%
Vote By Mail	701	90	12.84%	131	17	17 100.00%
Total	701	143	20.40%	131	25	25 100.00%
53-5630 CITY STMR						
Polling	981	64	6.52%	195	13	13 100.00%
Vote By Mail	981	149	15.19%	195	55	55 100.00%
Total	981	213	21.71%	195	68	68 100.00%
53-5631 CITY STMR						
Polling	718	56	7.80%	194	28	28 100.00%
Vote By Mail	718	135	18.80%	194	49	48 97.96%
Total	718	191	26.60%	194	77	76 98.70%
53-5632 CITY STMR						
Polling	1120	89	7.95%	453	38	38 100.00%
Vote By Mail	1120	255	22.77%	453	127	124 97.64%
Total	1120	344	30.71%	453	165	162 98.18%
53-5633 CITY STMR						
Polling	1130	68	6.02%	473	38	36 94.74%
Vote By Mail	1130	283	25.04%	473	145	135 93.10%
Total	1130	351	31.06%	473	183	171 93.44%
53-5636 CITY STMR						
Polling	929	88	9.47%	367	33	32 96.97%
Vote By Mail	929	382	41.12%	367	159	158 99.37%
Total	929	470	50.59%	367	192	190 98.96%
53-5637 CITY STMR						
Polling	749	41	5.47%	251	14	13 92.86%
Vote By Mail	749	175	23.36%	251	68	67 98.53%
Total	749	216	28.84%	251	82	80 97.56%
53-5640 CITY STMR						
Polling	1052	64	6.08%	188	12	9 75.00%
Vote By Mail	1052	132	12.55%	188	34	33 97.06%
Total	1052	196	18.63%	188	46	42 91.30%
53-5641 CITY STMR						
Polling	953	63	6.61%	263	19	19 100.00%
Vote By Mail	953	246	25.81%	263	102	101 99.02%
Total	953	309	32.42%	263	121	120 99.17%
53-5803 M-CITY STMR						
Polling	135	72	53.33%	85	52	51 98.08%
Vote By Mail	135	0	0.00%	85	0	0 -

Santa Barbara County
Statewide Direct Primary Election
June 3, 2008
Certified Results

Date:06/24/08
 Time:10:56:44
 Page:7 of 7

	TURN OUT			STATE SENATOR 15TH DISTRICT REP			
	Reg. Voters	Cards Cast	% Turnout	Reg. Voters	Total Votes	ABEL MALDONADO	
Total	135	72	53.33%	85	52	51	98.08%
53-5805 CITY STMR							
Polling	926	57	6.16%	444	27	27	100.00%
Vote By Mail	926	184	19.87%	444	82	80	97.56%
Total	926	241	26.03%	444	109	107	98.17%
53-5843 CITY STMR							
Polling	976	60	6.15%	301	26	25	96.15%
Vote By Mail	976	158	16.19%	301	56	56	100.00%
Total	976	218	22.34%	301	82	81	98.78%
Total							
Polling	40461	4150	10.26%	16610	1990	1933	97.14%
Vote By Mail	40461	10183	25.17%	16610	4806	4717	98.15%
Total	40461	14333	35.42%	16610	6796	6650	97.85%

Santa Barbara County
Statewide Direct Primary Election
June 3, 2008
Certified Results

Date:06/24/08
Time:10:57:04
Page:2 of 25

	TURN OUT			STATE SENATOR 19TH DISTRICT DEM				STATE SENATOR 19TH DISTRICT REP			
	Reg. Voters	Cards Cast	% Turnout	Reg. Voters	Total Votes	HANNAH-BETH JACKSON		Reg. Voters	Total Votes	TONY STRICKLAND	
Polling	978	99	10.12%	414	54	53	98.15%	359	26	26	100.00%
Vote By Mail	978	314	32.11%	414	142	138	97.18%	359	101	100	99.01%
Total	978	413	42.23%	414	196	191	97.45%	359	127	126	99.21%
10-1024 M-STYN											
Polling	18	6	33.33%	3	2	2	100.00%	3	1	1	100.00%
Vote By Mail	18	0	0.00%	3	0	0	-	3	0	0	-
Total	18	6	33.33%	3	2	2	100.00%	3	1	1	100.00%
10-1026 MCYN											
Polling	693	92	13.28%	399	65	64	98.46%	149	15	15	100.00%
Vote By Mail	693	229	33.04%	399	148	147	99.32%	149	38	36	94.74%
Total	693	321	46.32%	399	213	211	99.06%	149	53	51	96.23%
10-1027 MCYN											
Polling	706	94	13.31%	380	60	60	100.00%	171	19	18	94.74%
Vote By Mail	706	246	34.84%	380	146	143	97.95%	171	44	44	100.00%
Total	706	340	48.16%	380	206	203	98.54%	171	63	62	98.41%
10-1028 MCYN											
Polling	454	83	18.28%	238	53	52	98.11%	103	14	14	100.00%
Vote By Mail	454	138	30.40%	238	74	74	100.00%	103	28	27	96.43%
Total	454	221	48.68%	238	127	126	99.21%	103	42	41	97.62%
10-1032 M-CARP											
Polling	25	16	64.00%	8	5	5	100.00%	7	5	5	100.00%
Vote By Mail	25	0	0.00%	8	0	0	-	7	0	0	-
Total	25	16	64.00%	8	5	5	100.00%	7	5	5	100.00%
12-1201 M-CITY STBR											
Polling	103	45	43.69%	41	24	24	100.00%	31	13	13	100.00%
Vote By Mail	103	0	0.00%	41	0	0	-	31	0	0	-
Total	103	45	43.69%	41	24	24	100.00%	31	13	13	100.00%
12-1202 M-CITY STBR											
Polling	19	5	26.32%	9	3	3	100.00%	6	2	2	100.00%
Vote By Mail	19	0	0.00%	9	0	0	-	6	0	0	-
Total	19	5	26.32%	9	3	3	100.00%	6	2	2	100.00%
12-1203 CITY STBR											
Polling	968	94	9.71%	398	48	46	95.83%	357	28	28	100.00%
Vote By Mail	968	304	31.40%	398	116	115	99.14%	357	122	121	99.18%
Total	968	398	41.12%	398	164	161	98.17%	357	150	149	99.33%
12-1206 CITY STBR											
Polling	875	82	9.37%	525	59	58	98.31%	114	3	3	100.00%
Vote By Mail	875	184	21.03%	525	122	122	100.00%	114	29	29	100.00%
Total	875	266	30.40%	525	181	180	99.45%	114	32	32	100.00%
12-1207 CITY STBR											
Polling	700	72	10.29%	450	52	49	94.23%	68	7	7	100.00%
Vote By Mail	700	142	20.29%	450	108	108	100.00%	68	8	8	100.00%

Santa Barbara County
Statewide Direct Primary Election
June 3, 2008
Certified Results

Date:06/24/08
Time:10:57:04
Page:4 of 25

	TURN OUT			STATE SENATOR 19TH DISTRICT DEM			STATE SENATOR 19TH DISTRICT REP		
	Reg. Voters	Cards Cast	% Turnout	Reg. Voters	Total Votes	HANNAH-BETH JACKSON	Reg. Voters	Total Votes	TONY STRICKLAND
Polling	723	58	8.02%	378	40	38 95.00%	91	4	3 75.00%
Vote By Mail	723	106	14.66%	378	62	61 98.39%	91	13	12 92.31%
Total	723	164	22.68%	378	102	99 97.06%	91	17	15 88.24%
12-1223 CITY STBR									
Polling	915	95	10.38%	494	62	62 100.00%	182	23	23 100.00%
Vote By Mail	915	264	28.85%	494	150	149 99.33%	182	62	61 98.39%
Total	915	359	39.23%	494	212	211 99.53%	182	85	84 98.82%
12-1224 CITY STBR									
Polling	1001	129	12.89%	545	88	87 98.86%	186	16	16 100.00%
Vote By Mail	1001	238	23.78%	545	144	142 98.61%	186	44	44 100.00%
Total	1001	367	36.66%	545	232	229 98.71%	186	60	60 100.00%
12-1225 CITY STBR									
Polling	1060	139	13.11%	558	81	81 100.00%	171	20	20 100.00%
Vote By Mail	1060	192	18.11%	558	107	106 99.07%	171	39	38 97.44%
Total	1060	331	31.23%	558	188	187 99.47%	171	59	58 98.31%
12-1226 CITY STBR									
Polling	936	78	8.33%	481	46	46 100.00%	145	13	13 100.00%
Vote By Mail	936	158	16.88%	481	91	91 100.00%	145	22	21 95.45%
Total	936	236	25.21%	481	137	137 100.00%	145	35	34 97.14%
12-1227 CITY STBR									
Polling	977	131	13.41%	545	82	81 98.78%	147	24	24 100.00%
Vote By Mail	977	219	22.42%	545	149	149 100.00%	147	23	23 100.00%
Total	977	350	35.82%	545	231	230 99.57%	147	47	47 100.00%
12-1228 CITY STBR									
Polling	901	91	10.10%	476	59	59 100.00%	108	16	16 100.00%
Vote By Mail	901	159	17.65%	476	102	101 99.02%	108	25	24 96.00%
Total	901	250	27.75%	476	161	160 99.38%	108	41	40 97.56%
12-1232 CITY STBR									
Polling	823	105	12.76%	487	74	72 97.30%	132	13	12 92.31%
Vote By Mail	823	154	18.71%	487	106	106 100.00%	132	20	20 100.00%
Total	823	259	31.47%	487	180	178 98.89%	132	33	32 96.97%
12-1233 CITY STBR									
Polling	890	90	10.11%	500	69	68 98.55%	97	7	7 100.00%
Vote By Mail	890	157	17.64%	500	109	109 100.00%	97	15	15 100.00%
Total	890	247	27.75%	500	178	177 99.44%	97	22	22 100.00%
12-1235 CITY STBR									
Polling	619	77	12.44%	357	51	51 100.00%	83	10	10 100.00%
Vote By Mail	619	86	13.89%	357	59	59 100.00%	83	13	13 100.00%
Total	619	163	26.33%	357	110	110 100.00%	83	23	23 100.00%
12-1236 CITY STBR									
Polling	439	30	6.83%	227	23	23 100.00%	68	1	1 100.00%
Vote By Mail	439	66	15.03%	227	41	41 100.00%	68	16	15 93.75%

Santa Barbara County
Statewide Direct Primary Election
June 3, 2008
Certified Results

Date:06/24/08
Time:10:57:04
Page:6 of 25

	TURN OUT			STATE SENATOR 19TH DISTRICT DEM			STATE SENATOR 19TH DISTRICT REP		
	Reg. Voters	Cards Cast	% Turnout	Reg. Voters	Total Votes	HANNAH-BETH JACKSON	Reg. Voters	Total Votes	TONY STRICKLAND
Polling	119	50	42.02%	58	25	25 100.00%	33	12	12 100.00%
Vote By Mail	119	0	0.00%	58	0	0 -	33	0	0 -
Total	119	50	42.02%	58	25	25 100.00%	33	12	12 100.00%
20-2004 HOPE									
Polling	734	77	10.49%	366	47	47 100.00%	188	20	19 95.00%
Vote By Mail	734	207	28.20%	366	110	108 98.18%	188	45	44 97.78%
Total	734	284	38.69%	366	157	155 98.73%	188	65	63 96.92%
20-2005 HOPE									
Polling	585	78	13.33%	242	31	31 100.00%	209	30	30 100.00%
Vote By Mail	585	187	31.97%	242	85	85 100.00%	209	60	60 100.00%
Total	585	265	45.30%	242	116	116 100.00%	209	90	90 100.00%
20-2006 HOPE									
Polling	996	158	15.86%	446	73	72 98.63%	376	48	48 100.00%
Vote By Mail	996	563	56.53%	446	235	232 98.72%	376	183	183 100.00%
Total	996	721	72.39%	446	308	304 98.70%	376	231	231 100.00%
20-2007 HOPE									
Polling	717	84	11.72%	281	36	36 100.00%	290	29	29 100.00%
Vote By Mail	717	249	34.73%	281	94	91 96.81%	290	96	96 100.00%
Total	717	333	46.44%	281	130	127 97.69%	290	125	125 100.00%
20-2008 HOPE									
Polling	900	83	9.22%	273	35	35 100.00%	465	32	32 100.00%
Vote By Mail	900	327	36.33%	273	98	97 98.98%	465	148	148 100.00%
Total	900	410	45.56%	273	133	132 99.25%	465	180	180 100.00%
20-2010 GLTA									
Polling	438	29	6.62%	154	13	13 100.00%	172	7	7 100.00%
Vote By Mail	438	168	38.36%	154	61	61 100.00%	172	65	65 100.00%
Total	438	197	44.98%	154	74	74 100.00%	172	72	72 100.00%
20-2012 HOPE									
Polling	1133	142	12.53%	470	76	75 98.68%	392	48	48 100.00%
Vote By Mail	1133	337	29.74%	470	141	141 100.00%	392	115	114 99.13%
Total	1133	479	42.28%	470	217	216 99.54%	392	163	162 99.39%
20-2014 GLTA									
Polling	957	82	8.57%	426	38	36 94.74%	304	23	23 100.00%
Vote By Mail	957	295	30.83%	426	140	139 99.29%	304	88	88 100.00%
Total	957	377	39.39%	426	178	175 98.31%	304	111	111 100.00%
20-2016 GLTA									
Polling	1052	131	12.45%	380	54	51 94.44%	453	55	55 100.00%
Vote By Mail	1052	361	34.32%	380	132	130 98.48%	453	138	138 100.00%
Total	1052	492	46.77%	380	186	181 97.31%	453	193	193 100.00%
20-2018 GLTA									
Polling	967	129	13.34%	384	63	63 100.00%	371	35	34 97.14%
Vote By Mail	967	376	38.88%	384	155	153 98.71%	371	140	137 97.86%

Santa Barbara County
Statewide Direct Primary Election
June 3, 2008
Certified Results

Date:06/24/08
Time:10:57:04
Page:8 of 25

	TURN OUT			STATE SENATOR 19TH DISTRICT DEM			STATE SENATOR 19TH DISTRICT REP		
	Reg. Voters	Cards Cast	% Turnout	Reg. Voters	Total Votes	HANNAH-BETH JACKSON	Reg. Voters	Total Votes	TONY STRICKLAND
Polling	1	1	100.00%	0	0	0	1	0	0
Vote By Mail	1	0	0.00%	0	0	0	1	0	0
Total	1	1	100.00%	0	0	0	1	0	0
20-3001 GLTA									
Polling	443	30	6.77%	221	20	20 100.00%	79	2	2 100.00%
Vote By Mail	443	166	37.47%	221	82	79 96.34%	79	27	27 100.00%
Total	443	196	44.24%	221	102	99 97.06%	79	29	29 100.00%
20-3003 GLTA									
Polling	995	127	12.76%	329	49	49 100.00%	449	51	51 100.00%
Vote By Mail	995	365	36.68%	329	119	112 94.12%	449	164	163 99.39%
Total	995	492	49.45%	329	168	161 95.83%	449	215	214 99.53%
20-3905 M-GLTA									
Polling	10	3	30.00%	2	1	1 100.00%	7	2	2 100.00%
Vote By Mail	10	0	0.00%	2	0	0	7	0	0
Total	10	3	30.00%	2	1	1 100.00%	7	2	2 100.00%
20-3955 M-PRDS									
Polling	0	0	-	0	0	0	0	0	0
Vote By Mail	0	0	-	0	0	0	0	0	0
Total	0	0	-	0	0	0	0	0	0
22-2095 M--CITY STBR									
Polling	10	2	20.00%	1	1	1 100.00%	5	1	1 100.00%
Vote By Mail	10	0	0.00%	1	0	0	5	0	0
Total	10	2	20.00%	1	1	1 100.00%	5	1	1 100.00%
22-2201 CITY STBR									
Polling	1096	119	10.86%	470	65	63 96.92%	236	27	26 96.30%
Vote By Mail	1096	192	17.52%	470	86	85 98.84%	236	51	51 100.00%
Total	1096	311	28.38%	470	151	148 98.01%	236	78	77 98.72%
22-2202 CITY STBR									
Polling	999	112	11.21%	488	70	70 100.00%	225	17	17 100.00%
Vote By Mail	999	265	26.53%	488	139	137 98.56%	225	63	61 96.83%
Total	999	377	37.74%	488	209	207 99.04%	225	80	78 97.50%
22-2203 CITY STBR									
Polling	932	65	6.97%	436	42	42 100.00%	216	11	10 90.91%
Vote By Mail	932	229	24.57%	436	123	123 100.00%	216	63	63 100.00%
Total	932	294	31.55%	436	165	165 100.00%	216	74	73 98.65%
22-2205 CITY STBR									
Polling	1113	122	10.96%	515	65	65 100.00%	346	42	41 97.62%
Vote By Mail	1113	378	33.96%	515	179	178 99.44%	346	105	103 98.10%
Total	1113	500	44.92%	515	244	243 99.59%	346	147	144 97.96%
22-2206 CITY STBR									
Polling	1073	89	8.29%	459	38	37 97.37%	343	35	35 100.00%
Vote By Mail	1073	360	33.55%	459	168	168 100.00%	343	103	102 99.03%

Santa Barbara County
Statewide Direct Primary Election
June 3, 2008
Certified Results

Date:06/24/08
Time:10:57:04
Page:10 of 25

	TURN OUT			STATE SENATOR 19TH DISTRICT DEM			STATE SENATOR 19TH DISTRICT REP		
	Reg. Voters	Cards Cast	% Turnout	Reg. Voters	Total Votes	HANNAH-BETH JACKSON	Reg. Voters	Total Votes	TONY STRICKLAND
Polling	1124	179	15.93%	572	114	113 99.12%	263	32	32 100.00%
Vote By Mail	1124	336	29.89%	572	186	185 99.46%	263	73	72 98.63%
Total	1124	515	45.82%	572	300	298 99.33%	263	105	104 99.05%
22-2224 CITY STBR									
Polling	1060	181	17.08%	474	76	73 96.05%	359	68	68 100.00%
Vote By Mail	1060	313	29.53%	474	147	144 97.96%	359	95	94 98.95%
Total	1060	494	46.60%	474	223	217 97.31%	359	163	162 99.39%
22-2226 CITY STBR									
Polling	1124	135	12.01%	537	76	75 98.68%	230	20	19 95.00%
Vote By Mail	1124	299	26.60%	537	177	175 98.87%	230	46	46 100.00%
Total	1124	434	38.61%	537	253	250 98.81%	230	66	65 98.48%
22-2227 CITY STBR									
Polling	1033	105	10.16%	441	42	41 97.62%	407	40	40 100.00%
Vote By Mail	1033	374	36.21%	441	143	142 99.30%	407	178	177 99.44%
Total	1033	479	46.37%	441	185	183 98.92%	407	218	217 99.54%
22-2230 CITY STBR									
Polling	1030	109	10.58%	472	56	56 100.00%	336	35	35 100.00%
Vote By Mail	1030	302	29.32%	472	136	133 97.79%	336	80	80 100.00%
Total	1030	411	39.90%	472	192	189 98.44%	336	115	115 100.00%
22-2232 CITY STBR									
Polling	893	128	14.33%	429	65	64 98.46%	281	32	32 100.00%
Vote By Mail	893	252	28.22%	429	127	125 98.43%	281	67	66 98.51%
Total	893	380	42.55%	429	192	189 98.44%	281	99	98 98.99%
22-2233 CITY STBR									
Polling	878	120	13.67%	407	66	66 100.00%	241	28	28 100.00%
Vote By Mail	878	198	22.55%	407	102	101 99.02%	241	54	54 100.00%
Total	878	318	36.22%	407	168	167 99.40%	241	82	82 100.00%
22-2234 CITY STBR									
Polling	949	117	12.33%	478	69	69 100.00%	254	28	28 100.00%
Vote By Mail	949	274	28.87%	478	144	143 99.31%	254	73	72 98.63%
Total	949	391	41.20%	478	213	212 99.53%	254	101	100 99.01%
22-2235 CITY STBR									
Polling	461	53	11.50%	258	39	38 97.44%	83	7	7 100.00%
Vote By Mail	461	93	20.17%	258	55	52 94.55%	83	19	19 100.00%
Total	461	146	31.67%	258	94	90 95.74%	83	26	26 100.00%
22-2237 CITY STBR									
Polling	632	65	10.28%	316	36	36 100.00%	184	19	19 100.00%
Vote By Mail	632	227	35.92%	316	123	122 99.19%	184	48	48 100.00%
Total	632	292	46.20%	316	159	158 99.37%	184	67	67 100.00%
22-2239 CITY STBR									
Polling	1115	138	12.38%	500	60	59 98.33%	351	44	44 100.00%
Vote By Mail	1115	407	36.50%	500	200	200 100.00%	351	119	116 97.48%

Santa Barbara County
Statewide Direct Primary Election
June 3, 2008
Certified Results

Date:06/24/08
Time:10:57:05
Page:12 of 25

	TURN OUT			STATE SENATOR 19TH DISTRICT DEM			STATE SENATOR 19TH DISTRICT REP		
	Reg. Voters	Cards Cast	% Turnout	Reg. Voters	Total Votes	HANNAH-BETH JACKSON	Reg. Voters	Total Votes	TONY STRICKLAND
Polling	47	26	55.32%	14	7	7 100.00%	24	12	12 100.00%
Vote By Mail	47	0	0.00%	14	0	0 -	24	0	0 -
Total	47	26	55.32%	14	7	7 100.00%	24	12	12 100.00%
30-3014 M-GLTA									
Polling	47	20	42.55%	16	9	9 100.00%	18	6	6 100.00%
Vote By Mail	47	0	0.00%	16	0	0 -	18	0	0 -
Total	47	20	42.55%	16	9	9 100.00%	18	6	6 100.00%
30-3017 UCSB									
Polling	515	93	18.06%	253	63	62 98.41%	62	4	4 100.00%
Vote By Mail	515	57	11.07%	253	33	33 100.00%	62	5	5 100.00%
Total	515	150	29.13%	253	96	95 98.96%	62	9	9 100.00%
30-3019 UCSB									
Polling	666	119	17.87%	373	78	78 100.00%	78	6	6 100.00%
Vote By Mail	666	118	17.72%	373	72	70 97.22%	78	15	15 100.00%
Total	666	237	35.59%	373	150	148 98.67%	78	21	21 100.00%
30-3020 UCSB									
Polling	927	158	17.04%	399	94	92 97.87%	122	19	18 94.74%
Vote By Mail	927	7	0.76%	399	5	5 100.00%	122	2	2 100.00%
Total	927	165	17.80%	399	99	97 97.98%	122	21	20 95.24%
30-3021 IV									
Polling	684	76	11.11%	392	43	43 100.00%	78	3	3 100.00%
Vote By Mail	684	8	1.17%	392	7	7 100.00%	78	0	0 -
Total	684	84	12.28%	392	50	50 100.00%	78	3	3 100.00%
30-3022 IV									
Polling	717	88	12.27%	414	50	49 98.00%	89	3	3 100.00%
Vote By Mail	717	27	3.77%	414	15	15 100.00%	89	6	6 100.00%
Total	717	115	16.04%	414	65	64 98.46%	89	9	9 100.00%
30-3023 IV									
Polling	431	59	13.69%	214	35	33 94.29%	68	4	4 100.00%
Vote By Mail	431	16	3.71%	214	11	11 100.00%	68	2	2 100.00%
Total	431	75	17.40%	214	46	44 95.65%	68	6	6 100.00%
30-3024 IV									
Polling	748	69	9.22%	368	44	44 100.00%	119	9	9 100.00%
Vote By Mail	748	18	2.41%	368	9	9 100.00%	119	3	3 100.00%
Total	748	87	11.63%	368	53	53 100.00%	119	12	12 100.00%
30-3026 UCSB									
Polling	895	109	12.18%	349	68	68 100.00%	149	14	14 100.00%
Vote By Mail	895	5	0.56%	349	3	3 100.00%	149	1	1 100.00%
Total	895	114	12.74%	349	71	71 100.00%	149	15	15 100.00%
30-3027 UCSB									
Polling	905	117	12.93%	373	76	75 98.68%	115	10	9 90.00%
Vote By Mail	905	5	0.55%	373	4	4 100.00%	115	0	0 -

Santa Barbara County
Statewide Direct Primary Election
June 3, 2008
Certified Results

Date:06/24/08
Time:10:57:05
Page:14 of 25

	TURN OUT			STATE SENATOR 19TH DISTRICT DEM			STATE SENATOR 19TH DISTRICT REP		
	Reg. Voters	Cards Cast	% Turnout	Reg. Voters	Total Votes	HANNAH-BETH JACKSON	Reg. Voters	Total Votes	TONY STRICKLAND
Polling	4	0	0.00%	2	0	0	0	0	0
Vote By Mail	4	0	0.00%	2	0	0	0	0	0
Total	4	0	0.00%	2	0	0	0	0	0
30-3058 M-STYN									
Polling	198	71	35.86%	81	25	25 100.00%	56	17	17 100.00%
Vote By Mail	198	0	0.00%	81	0	0	56	0	0
Total	198	71	35.86%	81	25	25 100.00%	56	17	17 100.00%
30-3059 STYN									
Polling	679	88	12.96%	221	28	26 92.86%	302	36	36 100.00%
Vote By Mail	679	234	34.46%	221	85	78 91.76%	302	83	83 100.00%
Total	679	322	47.42%	221	113	104 92.04%	302	119	119 100.00%
30-3060 STYN									
Polling	659	105	15.93%	175	30	30 100.00%	346	54	54 100.00%
Vote By Mail	659	239	36.27%	175	56	54 96.43%	346	116	116 100.00%
Total	659	344	52.20%	175	86	84 97.67%	346	170	170 100.00%
30-3061 STYN									
Polling	1085	177	16.31%	276	43	42 97.67%	627	83	82 98.80%
Vote By Mail	1085	395	36.41%	276	96	94 97.92%	627	201	200 99.50%
Total	1085	572	52.72%	276	139	136 97.84%	627	284	282 99.30%
30-3062 STYN									
Polling	1083	198	18.28%	319	79	74 93.67%	519	81	79 97.53%
Vote By Mail	1083	323	29.82%	319	90	87 96.67%	519	141	138 97.87%
Total	1083	521	48.11%	319	169	161 95.27%	519	222	217 97.75%
30-3066 SLVG									
Polling	300	32	10.67%	75	9	9 100.00%	157	19	19 100.00%
Vote By Mail	300	128	42.67%	75	29	26 89.66%	157	56	56 100.00%
Total	300	160	53.33%	75	38	35 92.11%	157	75	75 100.00%
30-3068 M-SLVG									
Polling	125	80	64.00%	41	25	25 100.00%	59	31	31 100.00%
Vote By Mail	125	0	0.00%	41	0	0	59	0	0
Total	125	80	64.00%	41	25	25 100.00%	59	31	31 100.00%
30-3069 BLRD									
Polling	856	130	15.19%	201	37	37 100.00%	507	61	58 95.08%
Vote By Mail	856	320	37.38%	201	61	59 96.72%	507	180	179 99.44%
Total	856	450	52.57%	201	98	96 97.96%	507	241	237 98.34%
30-3071 LSOL									
Polling	968	207	21.38%	294	54	53 98.15%	464	88	88 100.00%
Vote By Mail	968	324	33.47%	294	84	81 96.43%	464	134	132 98.51%
Total	968	531	54.86%	294	138	134 97.10%	464	222	220 99.10%
30-3073 BLTN									
Polling	411	34	8.27%	105	7	7 100.00%	216	14	13 92.86%
Vote By Mail	411	161	39.17%	105	36	36 100.00%	216	76	75 98.68%

Santa Barbara County
Statewide Direct Primary Election
June 3, 2008
Certified Results

Date:06/24/08
Time:10:57:05
Page:16 of 25

	TURN OUT			STATE SENATOR 19TH DISTRICT DEM			STATE SENATOR 19TH DISTRICT REP		
	Reg. Voters	Cards Cast	% Turnout	Reg. Voters	Total Votes	HANNAH-BETH JACKSON	Reg. Voters	Total Votes	TONY STRICKLAND
Polling	738	103	13.96%	241	29	27 93.10%	322	51	50 98.04%
Vote By Mail	738	211	28.59%	241	72	71 98.61%	322	87	85 97.70%
Total	738	314	42.55%	241	101	98 97.03%	322	138	135 97.83%
30-3095 IV									
Polling	662	86	12.99%	365	58	58 100.00%	71	8	7 87.50%
Vote By Mail	662	30	4.53%	365	15	15 100.00%	71	3	3 100.00%
Total	662	116	17.52%	365	73	73 100.00%	71	11	10 90.91%
30-3914 M-GLTA									
Polling	36	15	41.67%	9	3	3 100.00%	22	12	11 91.67%
Vote By Mail	36	0	0.00%	9	0	0 -	22	0	0 -
Total	36	15	41.67%	9	3	3 100.00%	22	12	11 91.67%
30-3950 M-GLTA									
Polling	19	8	42.11%	4	4	3 75.00%	3	0	0 -
Vote By Mail	19	0	0.00%	4	0	0 -	3	0	0 -
Total	19	8	42.11%	4	4	3 75.00%	3	0	0 -
30-3954 M-PRDS									
Polling	0	0	-	0	0	0 -	0	0	0 -
Vote By Mail	0	0	-	0	0	0 -	0	0	0 -
Total	0	0	-	0	0	0 -	0	0	0 -
30-3966 M-SLVG									
Polling	3	1	33.33%	2	1	1 100.00%	0	0	0 -
Vote By Mail	3	0	0.00%	2	0	0 -	0	0	0 -
Total	3	1	33.33%	2	1	1 100.00%	0	0	0 -
30-3978 M-VIST									
Polling	0	0	-	0	0	0 -	0	0	0 -
Vote By Mail	0	0	-	0	0	0 -	0	0	0 -
Total	0	0	-	0	0	0 -	0	0	0 -
30-3980 M-VIST									
Polling	0	0	-	0	0	0 -	0	0	0 -
Vote By Mail	0	0	-	0	0	0 -	0	0	0 -
Total	0	0	-	0	0	0 -	0	0	0 -
30-3984 M-PUR									
Polling	9	4	44.44%	2	0	0 -	3	2	2 100.00%
Vote By Mail	9	0	0.00%	2	0	0 -	3	0	0 -
Total	9	4	44.44%	2	0	0 -	3	2	2 100.00%
30-3986 M-PUR									
Polling	46	26	56.52%	7	3	3 100.00%	28	16	15 93.75%
Vote By Mail	46	0	0.00%	7	0	0 -	28	0	0 -
Total	46	26	56.52%	7	3	3 100.00%	28	16	15 93.75%
30-3987 PUR									
Polling	362	35	9.67%	87	4	3 75.00%	173	21	21 100.00%
Vote By Mail	362	144	39.78%	87	37	37 100.00%	173	69	69 100.00%

Santa Barbara County
Statewide Direct Primary Election
June 3, 2008
Certified Results

Date:06/24/08
Time:10:57:05
Page:18 of 25

	TURN OUT			STATE SENATOR 19TH DISTRICT DEM			STATE SENATOR 19TH DISTRICT REP		
	Reg. Voters	Cards Cast	% Turnout	Reg. Voters	Total Votes	HANNAH-BETH JACKSON	Reg. Voters	Total Votes	TONY STRICKLAND
Polling	52	26	50.00%	19	4	4 100.00%	24	16	13 81.25%
Vote By Mail	52	0	0.00%	19	0	0 -	24	0	0 -
Total	52	26	50.00%	19	4	4 100.00%	24	16	13 81.25%
31-3501 M-CITY LMPC									
Polling	76	17	22.37%	27	7	7 100.00%	23	4	4 100.00%
Vote By Mail	76	0	0.00%	27	0	0 -	23	0	0 -
Total	76	17	22.37%	27	7	7 100.00%	23	4	4 100.00%
31-4525 M-CITY LMPC									
Polling	238	100	42.02%	60	20	20 100.00%	131	55	53 96.36%
Vote By Mail	238	0	0.00%	60	0	0 -	131	0	0 -
Total	238	100	42.02%	60	20	20 100.00%	131	55	53 96.36%
32-3201 M-AIRPORT									
Polling	0	0	-	0	0	0 -	0	0	0 -
Vote By Mail	0	0	-	0	0	0 -	0	0	0 -
Total	0	0	-	0	0	0 -	0	0	0 -
36-3301 M-CITY SLVG									
Polling	120	81	67.50%	30	19	18 94.74%	73	46	46 100.00%
Vote By Mail	120	0	0.00%	30	0	0 -	73	0	0 -
Total	120	81	67.50%	30	19	18 94.74%	73	46	46 100.00%
36-3302 CITY SLVG									
Polling	785	123	15.67%	240	44	43 97.73%	380	54	52 96.30%
Vote By Mail	785	254	32.36%	240	61	60 98.36%	380	126	126 100.00%
Total	785	377	48.03%	240	105	103 98.10%	380	180	178 98.89%
36-3303 CITY SLVG									
Polling	849	148	17.43%	282	46	45 97.83%	413	63	63 100.00%
Vote By Mail	849	317	37.34%	282	110	107 97.27%	413	132	132 100.00%
Total	849	465	54.77%	282	156	152 97.44%	413	195	195 100.00%
36-3304 CITY SLVG									
Polling	1065	155	14.55%	293	52	50 96.15%	565	74	74 100.00%
Vote By Mail	1065	383	35.96%	293	100	100 100.00%	565	189	188 99.47%
Total	1065	538	50.52%	293	152	150 98.68%	565	263	262 99.62%
36-3305 M-CITY SLVG									
Polling	194	137	70.62%	54	36	36 100.00%	118	68	68 100.00%
Vote By Mail	194	0	0.00%	54	0	0 -	118	0	0 -
Total	194	137	70.62%	54	36	36 100.00%	118	68	68 100.00%
37-3401 CITY BLTN									
Polling	405	53	13.09%	147	18	18 100.00%	183	22	22 100.00%
Vote By Mail	405	111	27.41%	147	33	31 93.94%	183	42	41 97.62%
Total	405	164	40.49%	147	51	49 96.08%	183	64	63 98.44%
37-3402 CITY BLTN									
Polling	1061	145	13.67%	320	61	60 98.36%	481	59	59 100.00%
Vote By Mail	1061	274	25.82%	320	85	83 97.65%	481	106	106 100.00%

Santa Barbara County
Statewide Direct Primary Election
June 3, 2008
Certified Results

Date:06/24/08
Time:10:57:05
Page:20 of 25

	TURN OUT			STATE SENATOR 19TH DISTRICT DEM			STATE SENATOR 19TH DISTRICT REP		
	Reg. Voters	Cards Cast	% Turnout	Reg. Voters	Total Votes	HANNAH-BETH JACKSON	Reg. Voters	Total Votes	TONY STRICKLAND
Polling	1110	178	16.04%	503	84	83 98.81%	338	44	44 100.00%
Vote By Mail	1110	337	30.36%	503	171	170 99.42%	338	98	98 100.00%
Total	1110	515	46.40%	503	255	253 99.22%	338	142	142 100.00%
38-3047 CITY GLTA									
Polling	1073	186	17.33%	409	90	90 100.00%	394	59	58 98.31%
Vote By Mail	1073	280	26.10%	409	110	108 98.18%	394	103	101 98.06%
Total	1073	466	43.43%	409	200	198 99.00%	394	162	159 98.15%
38-3916 M-CITY GLTA									
Polling	235	67	28.51%	107	26	26 100.00%	50	15	15 100.00%
Vote By Mail	235	0	0.00%	107	0	0 -	50	0	0 -
Total	235	67	28.51%	107	26	26 100.00%	50	15	15 100.00%
38-9008 M-CITY GLTA									
Polling	0	0	-	0	0	0 -	0	0	0 -
Vote By Mail	0	0	-	0	0	0 -	0	0	0 -
Total	0	0	-	0	0	0 -	0	0	0 -
40-0012 M-PUR									
Polling	10	6	60.00%	3	1	1 100.00%	4	2	2 100.00%
Vote By Mail	10	0	0.00%	3	0	0 -	4	0	0 -
Total	10	6	60.00%	3	1	1 100.00%	4	2	2 100.00%
40-0915 M-CSML									
Polling	49	17	34.69%	18	4	4 100.00%	15	5	5 100.00%
Vote By Mail	49	0	0.00%	18	0	0 -	15	0	0 -
Total	49	17	34.69%	18	4	4 100.00%	15	5	5 100.00%
40-0918 M-ORCT									
Polling	3	2	66.67%	0	0	0 -	3	0	0 -
Vote By Mail	3	0	0.00%	0	0	0 -	3	0	0 -
Total	3	2	66.67%	0	0	0 -	3	0	0 -
40-3087 PUR									
Polling	1026	147	14.33%	366	50	47 94.00%	403	59	59 100.00%
Vote By Mail	1026	254	24.76%	366	107	107 100.00%	403	92	91 98.91%
Total	1026	401	39.08%	366	157	154 98.09%	403	151	150 99.34%
40-3088 PUR									
Polling	937	147	15.69%	276	38	38 100.00%	502	87	87 100.00%
Vote By Mail	937	341	36.39%	276	100	98 98.00%	502	157	156 99.36%
Total	937	488	52.08%	276	138	136 98.55%	502	244	243 99.59%
40-3090 M-PUR									
Polling	0	0	-	0	0	0 -	0	0	0 -
Vote By Mail	0	0	-	0	0	0 -	0	0	0 -
Total	0	0	-	0	0	0 -	0	0	0 -
40-3091 PUR									
Polling	429	48	11.19%	114	11	11 100.00%	225	29	29 100.00%
Vote By Mail	429	169	39.39%	114	39	37 94.87%	225	81	81 100.00%

Santa Barbara County
Statewide Direct Primary Election
June 3, 2008
Certified Results

Date:06/24/08
Time:10:57:05
Page:22 of 25

	TURN OUT			STATE SENATOR 19TH DISTRICT DEM			STATE SENATOR 19TH DISTRICT REP		
	Reg. Voters	Cards Cast	% Turnout	Reg. Voters	Total Votes	HANNAH-BETH JACKSON	Reg. Voters	Total Votes	TONY STRICKLAND
Polling	779	99	12.71%	220	26	26 100.00%	413	55	55 100.00%
Vote By Mail	779	346	44.42%	220	85	82 96.47%	413	181	180 99.45%
Total	779	445	57.12%	220	111	108 97.30%	413	236	235 99.58%
40-4046 M-ORCT									
Polling	107	48	44.86%	28	10	10 100.00%	60	23	21 91.30%
Vote By Mail	107	0	0.00%	28	0	0 -	60	0	0 -
Total	107	48	44.86%	28	10	10 100.00%	60	23	21 91.30%
40-4918 M-ORCT									
Polling	0	0	-	0	0	0 -	0	0	0 -
Vote By Mail	0	0	-	0	0	0 -	0	0	0 -
Total	0	0	-	0	0	0 -	0	0	0 -
40-4926 M-ORCT									
Polling	5	0	0.00%	1	0	0 -	1	0	0 -
Vote By Mail	5	0	0.00%	1	0	0 -	1	0	0 -
Total	5	0	0.00%	1	0	0 -	1	0	0 -
40-5006 ORCT									
Polling	345	76	22.03%	82	20	19 95.00%	210	48	48 100.00%
Vote By Mail	345	113	32.75%	82	20	20 100.00%	210	65	65 100.00%
Total	345	189	54.78%	82	40	39 97.50%	210	113	113 100.00%
40-5905 M-SISQ									
Polling	18	10	55.56%	6	2	2 100.00%	8	4	4 100.00%
Vote By Mail	18	0	0.00%	6	0	0 -	8	0	0 -
Total	18	10	55.56%	6	2	2 100.00%	8	4	4 100.00%
40-5920 M-GDLP									
Polling	5	2	40.00%	1	0	0 -	4	2	2 100.00%
Vote By Mail	5	0	0.00%	1	0	0 -	4	0	0 -
Total	5	2	40.00%	1	0	0 -	4	2	2 100.00%
41-4501 CITY LMPC									
Polling	982	102	10.39%	384	39	38 97.44%	374	40	40 100.00%
Vote By Mail	982	279	28.41%	384	99	98 98.99%	374	122	119 97.54%
Total	982	381	38.80%	384	138	136 98.55%	374	162	159 98.15%
41-4502 CITY LMPC									
Polling	860	94	10.93%	309	44	44 100.00%	349	37	37 100.00%
Vote By Mail	860	267	31.05%	309	87	84 96.55%	349	111	109 98.20%
Total	860	361	41.98%	309	131	128 97.71%	349	148	146 98.65%
41-4504 CITY LMPC									
Polling	779	111	14.25%	342	56	56 100.00%	249	38	37 97.37%
Vote By Mail	779	184	23.62%	342	89	83 93.26%	249	62	62 100.00%
Total	779	295	37.87%	342	145	139 95.86%	249	100	99 99.00%
41-4505 CITY LMPC									
Polling	818	101	12.35%	287	35	34 97.14%	340	46	45 97.83%
Vote By Mail	818	265	32.40%	287	73	72 98.63%	340	121	120 99.17%

Santa Barbara County
 Statewide Direct Primary Election
 June 3, 2008
 Certified Results

Date:06/24/08
 Time:10:57:06
 Page:24 of 25

	TURN OUT			STATE SENATOR 19TH DISTRICT DEM			STATE SENATOR 19TH DISTRICT REP		
	Reg. Voters	Cards Cast	% Turnout	Reg. Voters	Total Votes	HANNAH-BETH JACKSON	Reg. Voters	Total Votes	TONY STRICKLAND
Polling	464	56	12.07%	165	19	18 94.74%	225	29	29 100.00%
Vote By Mail	464	136	29.31%	165	44	44 100.00%	225	63	63 100.00%
Total	464	192	41.38%	165	63	62 98.41%	225	92	92 100.00%
50-3992 M-LSAL									
Polling	1	0	0.00%	0	0	0 -	0	0	0 -
Vote By Mail	1	0	0.00%	0	0	0 -	0	0	0 -
Total	1	0	0.00%	0	0	0 -	0	0	0 -
50-5001 M-CYM									
Polling	45	21	46.67%	8	4	4 100.00%	27	11	11 100.00%
Vote By Mail	45	0	0.00%	8	0	0 -	27	0	0 -
Total	45	21	46.67%	8	4	4 100.00%	27	11	11 100.00%
50-5002 M-LSOL									
Polling	0	0	-	0	0	0 -	0	0	0 -
Vote By Mail	0	0	-	0	0	0 -	0	0	0 -
Total	0	0	-	0	0	0 -	0	0	0 -
50-5003 M-LSOL									
Polling	1	1	100.00%	0	0	0 -	1	1	1 100.00%
Vote By Mail	1	0	0.00%	0	0	0 -	1	0	0 -
Total	1	1	100.00%	0	0	0 -	1	1	1 100.00%
50-5004 M-SISQ									
Polling	155	76	49.03%	39	14	14 100.00%	83	37	37 100.00%
Vote By Mail	155	0	0.00%	39	0	0 -	83	0	0 -
Total	155	76	49.03%	39	14	14 100.00%	83	37	37 100.00%
50-5005 M-SISQ									
Polling	198	77	38.89%	54	17	16 94.12%	102	50	50 100.00%
Vote By Mail	198	0	0.00%	54	0	0 -	102	0	0 -
Total	198	77	38.89%	54	17	16 94.12%	102	50	50 100.00%
50-5901 CYM									
Polling	322	36	11.18%	74	4	4 100.00%	182	26	26 100.00%
Vote By Mail	322	73	22.67%	74	16	16 100.00%	182	41	41 100.00%
Total	322	109	33.85%	74	20	20 100.00%	182	67	67 100.00%
50-5902 M-LOS PDRS									
Polling	0	0	-	0	0	0 -	0	0	0 -
Vote By Mail	0	0	-	0	0	0 -	0	0	0 -
Total	0	0	-	0	0	0 -	0	0	0 -
50-5904 M-SISQ									
Polling	26	7	26.92%	4	1	1 100.00%	19	5	5 100.00%
Vote By Mail	26	0	0.00%	4	0	0 -	19	0	0 -
Total	26	7	26.92%	4	1	1 100.00%	19	5	5 100.00%
Total									
Polling	147816	20007	13.54%	63284	9499	9352 98.45%	47531	6180	6106 98.80%
Vote By Mail	147816	39470	26.70%	63284	17235	16990 98.58%	47531	12990	12848 98.91%

Santa Barbara County
 Statewide Direct Primary Election
 June 3, 2008
 Certified Results

Date:06/24/08
 Time:10:57:06
 Page:25 of 25

	TURN OUT			STATE SENATOR 19TH DISTRICT DEM				STATE SENATOR 19TH DISTRICT REP			
	Reg. Voters	Cards Cast	% Turnout	Reg. Voters	Total Votes	HANNAH-BETH JACKSON		Reg. Voters	Total Votes	TONY STRICKLAND	
Total	147816	59477	40.24%	63284	26734	26342	98.53%	47531	19170	18954	98.87%

Santa Barbara County
Statewide Direct Primary Election
June 3, 2008
Certified Results

Date:06/24/08
Time:10:57:30
Page:2 of 13

	TURN OUT			STATE ASSEMBLY 33RD DISTRICT DEM			STATE ASSEMBLY 33RD DISTRICT REP		
	Reg. Voters	Cards Cast	% Turnout	Reg. Voters	Total Votes	ROBERT EVAN CUTHBERT	Reg. Voters	Total Votes	SAM BLAKESLEE
Polling	9	4	44.44%	2	0	0	3	2	2 100.00%
Vote By Mail	9	0	0.00%	2	0	0	3	0	0
Total	9	4	44.44%	2	0	0	3	2	2 100.00%
30-3986 M-PUR									
Polling	46	26	56.52%	7	3	3 100.00%	28	18	18 100.00%
Vote By Mail	46	0	0.00%	7	0	0	28	0	0
Total	46	26	56.52%	7	3	3 100.00%	28	18	18 100.00%
30-3987 PUR									
Polling	362	35	9.67%	87	6	5 83.33%	173	21	21 100.00%
Vote By Mail	362	144	39.78%	87	33	33 100.00%	173	77	77 100.00%
Total	362	179	49.45%	87	39	38 97.44%	173	98	98 100.00%
30-3994 M-ORCT									
Polling	1	1	100.00%	0	0	0	1	1	1 100.00%
Vote By Mail	1	0	0.00%	0	0	0	1	0	0
Total	1	1	100.00%	0	0	0	1	1	1 100.00%
30-4001 M-VDBG									
Polling	0	0	-	0	0	0	0	0	0
Vote By Mail	0	0	-	0	0	0	0	0	0
Total	0	0	-	0	0	0	0	0	0
30-4002 VDBG									
Polling	469	11	2.35%	97	3	3 100.00%	209	7	7 100.00%
Vote By Mail	469	36	7.68%	97	10	10 100.00%	209	12	12 100.00%
Total	469	47	10.02%	97	13	13 100.00%	209	19	19 100.00%
30-4006 PUR									
Polling	1018	153	15.03%	355	40	38 95.00%	421	72	72 100.00%
Vote By Mail	1018	222	21.81%	355	85	84 98.82%	421	77	77 100.00%
Total	1018	375	36.84%	355	125	122 97.60%	421	149	149 100.00%
30-4009 PUR									
Polling	759	75	9.88%	241	31	31 100.00%	378	37	37 100.00%
Vote By Mail	759	280	36.89%	241	85	82 96.47%	378	132	132 100.00%
Total	759	355	46.77%	241	116	113 97.41%	378	169	169 100.00%
30-4010 PUR									
Polling	921	129	14.01%	227	23	23 100.00%	507	86	86 100.00%
Vote By Mail	921	307	33.33%	227	76	75 98.68%	507	170	170 100.00%
Total	921	436	47.34%	227	99	98 98.99%	507	256	256 100.00%
30-4012 PUR									
Polling	761	93	12.22%	181	19	18 94.74%	442	52	52 100.00%
Vote By Mail	761	349	45.86%	181	83	82 98.80%	442	199	198 99.50%
Total	761	442	58.08%	181	102	100 98.04%	442	251	250 99.60%
30-4014 M-PUR									
Polling	0	0	-	0	0	0	0	0	0
Vote By Mail	0	0	-	0	0	0	0	0	0

Santa Barbara County
Statewide Direct Primary Election
June 3, 2008
Certified Results

Date:06/24/08
Time:10:57:31
Page:4 of 13

	TURN OUT			STATE ASSEMBLY 33RD DISTRICT DEM			STATE ASSEMBLY 33RD DISTRICT REP		
	Reg. Voters	Cards Cast	% Turnout	Reg. Voters	Total Votes	ROBERT EVAN CUTHBERT	Reg. Voters	Total Votes	SAM BLAKESLEE
Polling	937	147	15.69%	276	33	33 100.00%	502	88	88 100.00%
Vote By Mail	937	341	36.39%	276	91	90 98.90%	502	165	162 98.18%
Total	937	488	52.08%	276	124	123 99.19%	502	253	250 98.81%
40-3090 M-PUR									
Polling	0	0	-	0	0	0 -	0	0	0 -
Vote By Mail	0	0	-	0	0	0 -	0	0	0 -
Total	0	0	-	0	0	0 -	0	0	0 -
40-3091 PUR									
Polling	429	48	11.19%	114	11	11 100.00%	225	30	29 96.67%
Vote By Mail	429	169	39.39%	114	35	34 97.14%	225	88	88 100.00%
Total	429	217	50.58%	114	46	45 97.83%	225	118	117 99.15%
40-3093 M-LSAL									
Polling	44	27	61.36%	9	4	4 100.00%	32	22	22 100.00%
Vote By Mail	44	0	0.00%	9	0	0 -	32	0	0 -
Total	44	27	61.36%	9	4	4 100.00%	32	22	22 100.00%
40-4003 M-PUR									
Polling	26	11	42.31%	13	0	0 -	10	4	4 100.00%
Vote By Mail	26	0	0.00%	13	0	0 -	10	0	0 -
Total	26	11	42.31%	13	0	0 -	10	4	4 100.00%
40-4015 M-CSML									
Polling	0	0	-	0	0	0 -	0	0	0 -
Vote By Mail	0	0	-	0	0	0 -	0	0	0 -
Total	0	0	-	0	0	0 -	0	0	0 -
40-4018 M-ORCT									
Polling	2	2	100.00%	0	0	0 -	2	2	2 100.00%
Vote By Mail	2	0	0.00%	0	0	0 -	2	0	0 -
Total	2	2	100.00%	0	0	0 -	2	2	2 100.00%
40-4019 ORCT									
Polling	445	69	15.51%	98	7	7 100.00%	273	49	49 100.00%
Vote By Mail	445	169	37.98%	98	34	33 97.06%	273	102	102 100.00%
Total	445	238	53.48%	98	41	40 97.56%	273	151	151 100.00%
40-4021 ORCT									
Polling	928	127	13.69%	298	33	33 100.00%	494	71	71 100.00%
Vote By Mail	928	359	38.69%	298	110	102 92.73%	494	185	184 99.46%
Total	928	486	52.37%	298	143	135 94.41%	494	256	255 99.61%
40-4022 ORCT									
Polling	879	116	13.20%	244	33	31 93.94%	434	60	60 100.00%
Vote By Mail	879	240	27.30%	244	53	52 98.11%	434	127	122 96.06%
Total	879	356	40.50%	244	86	83 96.51%	434	187	182 97.33%
40-4023 ORCT									
Polling	961	118	12.28%	245	24	24 100.00%	504	75	75 100.00%
Vote By Mail	961	259	26.95%	245	58	54 93.10%	504	143	142 99.30%

Santa Barbara County
Statewide Direct Primary Election
June 3, 2008
Certified Results

Date:06/24/08
Time:10:57:31
Page:6 of 13

	TURN OUT			STATE ASSEMBLY 33RD DISTRICT DEM			STATE ASSEMBLY 33RD DISTRICT REP		
	Reg. Voters	Cards Cast	% Turnout	Reg. Voters	Total Votes	ROBERT EVAN CUTHBERT	Reg. Voters	Total Votes	SAM BLAKESLEE
Polling	889	95	10.69%	240	17	17 100.00%	469	53	52 98.11%
Vote By Mail	889	233	26.21%	240	34	34 100.00%	469	141	139 98.58%
Total	889	328	36.90%	240	51	51 100.00%	469	194	191 98.45%
40-4040 ORCT									
Polling	923	98	10.62%	274	16	15 93.75%	453	53	53 100.00%
Vote By Mail	923	341	36.94%	274	64	62 96.88%	453	176	175 99.43%
Total	923	439	47.56%	274	80	77 96.25%	453	229	228 99.56%
40-4041 ORCT									
Polling	766	77	10.05%	231	14	13 92.86%	364	51	51 100.00%
Vote By Mail	766	211	27.55%	231	54	53 98.15%	364	94	94 100.00%
Total	766	288	37.60%	231	68	66 97.06%	364	145	145 100.00%
40-4042 ORCT									
Polling	804	104	12.94%	228	18	17 94.44%	419	59	59 100.00%
Vote By Mail	804	209	26.00%	228	42	42 100.00%	419	125	124 99.20%
Total	804	313	38.93%	228	60	59 98.33%	419	184	183 99.46%
40-4044 ORCT									
Polling	779	107	13.74%	256	24	23 95.83%	377	51	49 96.08%
Vote By Mail	779	233	29.91%	256	53	53 100.00%	377	107	106 99.07%
Total	779	340	43.65%	256	77	76 98.70%	377	158	155 98.10%
40-4046 M-ORCT									
Polling	107	48	44.86%	28	7	7 100.00%	60	28	27 96.43%
Vote By Mail	107	0	0.00%	28	0	0 -	60	0	0 -
Total	107	48	44.86%	28	7	7 100.00%	60	28	27 96.43%
40-4918 M-ORCT									
Polling	0	0	-	0	0	0 -	0	0	0 -
Vote By Mail	0	0	-	0	0	0 -	0	0	0 -
Total	0	0	-	0	0	0 -	0	0	0 -
40-4926 M-ORCT									
Polling	5	0	0.00%	1	0	0 -	1	0	0 -
Vote By Mail	5	0	0.00%	1	0	0 -	1	0	0 -
Total	5	0	0.00%	1	0	0 -	1	0	0 -
40-5006 ORCT									
Polling	345	76	22.03%	82	20	18 90.00%	210	48	48 100.00%
Vote By Mail	345	113	32.75%	82	20	20 100.00%	210	73	73 100.00%
Total	345	189	54.78%	82	40	38 95.00%	210	121	121 100.00%
40-5009 ORCT									
Polling	272	35	12.87%	85	10	10 100.00%	163	10	10 100.00%
Vote By Mail	272	165	60.66%	85	23	23 100.00%	163	101	101 100.00%
Total	272	200	73.53%	85	33	33 100.00%	163	111	111 100.00%
40-5010 ORCT									
Polling	886	72	8.13%	281	21	21 100.00%	439	34	33 97.06%
Vote By Mail	886	319	36.00%	281	69	69 100.00%	439	158	155 98.10%

Santa Barbara County
Statewide Direct Primary Election
June 3, 2008
Certified Results

Date:06/24/08
Time:10:57:31
Page:8 of 13

	TURN OUT			STATE ASSEMBLY 33RD DISTRICT DEM			STATE ASSEMBLY 33RD DISTRICT REP		
	Reg. Voters	Cards Cast	% Turnout	Reg. Voters	Total Votes	ROBERT EVAN CUTHBERT	Reg. Voters	Total Votes	SAM BLAKESLEE
Polling	860	94	10.93%	309	39	39 100.00%	349	37	37 100.00%
Vote By Mail	860	267	31.05%	309	74	70 94.59%	349	117	117 100.00%
Total	860	361	41.98%	309	113	109 96.46%	349	154	154 100.00%
41-4504 CITY LMPC									
Polling	779	111	14.25%	342	52	51 98.08%	249	37	36 97.30%
Vote By Mail	779	184	23.62%	342	80	78 97.50%	249	60	59 98.33%
Total	779	295	37.87%	342	132	129 97.73%	249	97	95 97.94%
41-4505 CITY LMPC									
Polling	818	101	12.35%	287	28	28 100.00%	340	47	46 97.87%
Vote By Mail	818	265	32.40%	287	66	63 95.45%	340	123	122 99.19%
Total	818	366	44.74%	287	94	91 96.81%	340	170	168 98.82%
41-4506 CITY LMPC									
Polling	895	108	12.07%	334	36	35 97.22%	405	49	49 100.00%
Vote By Mail	895	310	34.64%	334	92	92 100.00%	405	168	168 100.00%
Total	895	418	46.70%	334	128	127 99.22%	405	217	217 100.00%
41-4508 CITY LMPC									
Polling	934	92	9.85%	426	50	48 96.00%	283	28	27 96.43%
Vote By Mail	934	236	25.27%	426	107	106 99.07%	283	76	76 100.00%
Total	934	328	35.12%	426	157	154 98.09%	283	104	103 99.04%
41-4510 CITY LMPC									
Polling	987	108	10.94%	448	56	53 94.64%	284	27	26 96.30%
Vote By Mail	987	168	17.02%	448	73	73 100.00%	284	63	63 100.00%
Total	987	276	27.96%	448	129	126 97.67%	284	90	89 98.89%
41-4512 CITY LMPC									
Polling	1029	122	11.86%	433	44	43 97.73%	392	55	55 100.00%
Vote By Mail	1029	246	23.91%	433	90	88 97.78%	392	104	102 98.08%
Total	1029	368	35.76%	433	134	131 97.76%	392	159	157 98.74%
41-4513 CITY LMPC									
Polling	972	78	8.02%	431	36	35 97.22%	323	32	32 100.00%
Vote By Mail	972	265	27.26%	431	117	114 97.44%	323	97	96 98.97%
Total	972	343	35.29%	431	153	149 97.39%	323	129	128 99.22%
41-4516 CITY LMPC									
Polling	968	126	13.02%	380	47	45 95.74%	338	53	53 100.00%
Vote By Mail	968	222	22.93%	380	90	88 97.78%	338	85	85 100.00%
Total	968	348	35.95%	380	137	133 97.08%	338	138	138 100.00%
41-4518 CITY LMPC									
Polling	1077	137	12.72%	447	38	38 100.00%	383	53	52 98.11%
Vote By Mail	1077	300	27.86%	447	120	117 97.50%	383	102	102 100.00%
Total	1077	437	40.58%	447	158	155 98.10%	383	155	154 99.35%
41-4519 CITY LMPC									
Polling	1060	132	12.45%	365	35	33 94.29%	405	71	71 100.00%
Vote By Mail	1060	265	25.00%	365	89	89 100.00%	405	113	110 97.35%

Santa Barbara County
Statewide Direct Primary Election
June 3, 2008
Certified Results

Date:06/24/08
Time:10:57:31
Page:10 of 13

	TURN OUT			STATE ASSEMBLY 33RD DISTRICT DEM			STATE ASSEMBLY 33RD DISTRICT REP		
	Reg. Voters	Cards Cast	% Turnout	Reg. Voters	Total Votes	ROBERT EVAN CUTHBERT	Reg. Voters	Total Votes	SAM BLAKESLEE
Polling	93	47	50.54%	26	7	7 100.00%	54	30	30 100.00%
Vote By Mail	93	0	0.00%	26	0	0 -	54	0	0 -
Total	93	47	50.54%	26	7	7 100.00%	54	30	30 100.00%
50-5016 M-STMR									
Polling	117	46	39.32%	40	12	12 100.00%	67	20	20 100.00%
Vote By Mail	117	0	0.00%	40	0	0 -	67	0	0 -
Total	117	46	39.32%	40	12	12 100.00%	67	20	20 100.00%
50-5916 M-STMR									
Polling	12	4	33.33%	0	0	0 -	11	4	4 100.00%
Vote By Mail	12	0	0.00%	0	0	0 -	11	0	0 -
Total	12	4	33.33%	0	0	0 -	11	4	4 100.00%
50-5994 M-STMR									
Polling	36	10	27.78%	21	6	6 100.00%	4	2	2 100.00%
Vote By Mail	36	0	0.00%	21	0	0 -	4	0	0 -
Total	36	10	27.78%	21	6	6 100.00%	4	2	2 100.00%
50-9005 M-SISQ									
Polling	95	45	47.37%	32	10	9 90.00%	56	25	25 100.00%
Vote By Mail	95	0	0.00%	32	0	0 -	56	0	0 -
Total	95	45	47.37%	32	10	9 90.00%	56	25	25 100.00%
53-5601 M-CITY STMR									
Polling	68	17	25.00%	43	14	14 100.00%	11	2	2 100.00%
Vote By Mail	68	0	0.00%	43	0	0 -	11	0	0 -
Total	68	17	25.00%	43	14	14 100.00%	11	2	2 100.00%
53-5602 CITY STMR									
Polling	463	40	8.64%	130	8	8 100.00%	255	23	22 95.65%
Vote By Mail	463	185	39.96%	130	27	25 92.59%	255	118	118 100.00%
Total	463	225	48.60%	130	35	33 94.29%	255	141	140 99.29%
53-5603 CITY STMR									
Polling	753	66	8.76%	172	10	10 100.00%	458	44	44 100.00%
Vote By Mail	753	263	34.93%	172	32	32 100.00%	458	164	164 100.00%
Total	753	329	43.69%	172	42	42 100.00%	458	208	208 100.00%
53-5604 CITY STMR									
Polling	967	76	7.86%	247	18	18 100.00%	548	49	49 100.00%
Vote By Mail	967	334	34.54%	247	55	54 98.18%	548	188	188 100.00%
Total	967	410	42.40%	247	73	72 98.63%	548	237	237 100.00%
53-5605 CITY STMR									
Polling	1034	77	7.45%	337	16	16 100.00%	464	39	39 100.00%
Vote By Mail	1034	269	26.02%	337	59	57 96.61%	464	139	139 100.00%
Total	1034	346	33.46%	337	75	73 97.33%	464	178	178 100.00%
53-5606 CITY STMR									
Polling	1151	111	9.64%	537	39	38 97.44%	342	41	41 100.00%
Vote By Mail	1151	244	21.20%	537	82	79 96.34%	342	92	91 98.91%

Santa Barbara County
Statewide Direct Primary Election
June 3, 2008
Certified Results

Date:06/24/08
Time:10:57:31
Page:12 of 13

	TURN OUT			STATE ASSEMBLY 33RD DISTRICT DEM			STATE ASSEMBLY 33RD DISTRICT REP		
	Reg. Voters	Cards Cast	% Turnout	Reg. Voters	Total Votes	ROBERT EVAN CUTHBERT	Reg. Voters	Total Votes	SAM BLAKESLEE
Polling	806	63	7.82%	306	12	11 91.67%	353	32	31 96.88%
Vote By Mail	806	248	30.77%	306	66	65 98.48%	353	120	119 99.17%
Total	806	311	38.59%	306	78	76 97.44%	353	152	150 98.68%
53-5624 CITY STMR									
Polling	877	68	7.75%	370	14	14 100.00%	345	37	37 100.00%
Vote By Mail	877	225	25.66%	370	68	65 95.59%	345	91	91 100.00%
Total	877	293	33.41%	370	82	79 96.34%	345	128	128 100.00%
53-5625 M-CITY STMR									
Polling	4	2	50.00%	1	1	1 100.00%	1	1	1 100.00%
Vote By Mail	4	0	0.00%	1	0	0 -	1	0	0 -
Total	4	2	50.00%	1	1	1 100.00%	1	1	1 100.00%
53-5626 CITY STMR									
Polling	764	61	7.98%	350	16	16 100.00%	228	22	22 100.00%
Vote By Mail	764	164	21.47%	350	62	58 93.55%	228	57	56 98.25%
Total	764	225	29.45%	350	78	74 94.87%	228	79	78 98.73%
53-5628 CITY STMR									
Polling	701	53	7.56%	426	35	31 88.57%	131	8	8 100.00%
Vote By Mail	701	90	12.84%	426	45	44 97.78%	131	19	19 100.00%
Total	701	143	20.40%	426	80	75 93.75%	131	27	27 100.00%
53-5630 CITY STMR									
Polling	981	64	6.52%	561	33	31 93.94%	195	12	10 83.33%
Vote By Mail	981	149	15.19%	561	59	57 96.61%	195	53	53 100.00%
Total	981	213	21.71%	561	92	88 95.65%	195	65	63 96.92%
53-5631 CITY STMR									
Polling	718	56	7.80%	358	18	17 94.44%	194	30	30 100.00%
Vote By Mail	718	135	18.80%	358	48	48 100.00%	194	49	49 100.00%
Total	718	191	26.60%	358	66	65 98.48%	194	79	79 100.00%
53-5632 CITY STMR									
Polling	1120	89	7.95%	440	29	29 100.00%	453	36	36 100.00%
Vote By Mail	1120	255	22.77%	440	62	62 100.00%	453	125	120 96.00%
Total	1120	344	30.71%	440	91	91 100.00%	453	161	156 96.89%
53-5633 CITY STMR									
Polling	1130	68	6.02%	423	19	18 94.74%	473	34	34 100.00%
Vote By Mail	1130	283	25.04%	423	73	70 95.89%	473	148	146 98.65%
Total	1130	351	31.06%	423	92	88 95.65%	473	182	180 98.90%
53-5636 CITY STMR									
Polling	929	88	9.47%	374	34	34 100.00%	367	34	32 94.12%
Vote By Mail	929	382	41.12%	374	139	136 97.84%	367	156	156 100.00%
Total	929	470	50.59%	374	173	170 98.27%	367	190	188 98.95%
53-5637 CITY STMR									
Polling	749	41	5.47%	342	11	11 100.00%	251	14	14 100.00%
Vote By Mail	749	175	23.36%	342	61	59 96.72%	251	69	68 98.55%

Santa Barbara County
 Statewide Direct Primary Election
 June 3, 2008
 Certified Results

Date:06/24/08
 Time:10:57:31
 Page:13 of 13

	TURN OUT			STATE ASSEMBLY 33RD DISTRICT DEM				STATE ASSEMBLY 33RD DISTRICT REP			
	Reg. Voters	Cards Cast	% Turnout	Reg. Voters	Total Votes	ROBERT EVAN CUTHBERT		Reg. Voters	Total Votes	SAM BLAKESLEE	
Total	749	216	28.84%	342	72	70	97.22%	251	83	82	98.80%
53-5640 CITY STMR											
Polling	1052	64	6.08%	631	41	40	97.56%	188	13	12	92.31%
Vote By Mail	1052	132	12.55%	631	66	66	100.00%	188	29	29	100.00%
Total	1052	196	18.63%	631	107	106	99.07%	188	42	41	97.62%
53-5641 CITY STMR											
Polling	953	63	6.61%	498	23	23	100.00%	263	18	17	94.44%
Vote By Mail	953	246	25.81%	498	80	79	98.75%	263	95	92	96.84%
Total	953	309	32.42%	498	103	102	99.03%	263	113	109	96.46%
53-5803 M-CITY STMR											
Polling	135	72	53.33%	24	6	6	100.00%	85	50	50	100.00%
Vote By Mail	135	0	0.00%	24	0	0	-	85	0	0	-
Total	135	72	53.33%	24	6	6	100.00%	85	50	50	100.00%
53-5805 CITY STMR											
Polling	926	57	6.16%	249	11	10	90.91%	444	24	24	100.00%
Vote By Mail	926	184	19.87%	249	52	47	90.38%	444	85	85	100.00%
Total	926	241	26.03%	249	63	57	90.48%	444	109	109	100.00%
53-5843 CITY STMR											
Polling	976	60	6.15%	425	21	20	95.24%	301	24	23	95.83%
Vote By Mail	976	158	16.19%	425	52	52	100.00%	301	56	55	98.21%
Total	976	218	22.34%	425	73	72	98.63%	301	80	78	97.50%
Total											
Polling	68315	8003	11.71%	24940	2171	2097	96.59%	28945	3952	3914	99.04%
Vote By Mail	68315	18003	26.35%	24940	5041	4924	97.68%	28945	8534	8454	99.06%
Total	68315	26006	38.07%	24940	7212	7021	97.35%	28945	12486	12368	99.05%

Santa Barbara County
Statewide Direct Primary Election
June 3, 2008
Certified Results

Date:06/24/08
Time:10:57:53
Page:2 of 18

	TURN OUT			STATE ASSEMBLY 35TH DISTRICT DEM			STATE ASSEMBLY 35TH DISTRICT REP		
	Reg. Voters	Cards Cast	% Turnout	Reg. Voters	Total Votes	PEDRO NAVA	Reg. Voters	Total Votes	GREGORY GANDRUD
Polling	978	99	10.12%	414	53	53 100.00%	359	25	25 100.00%
Vote By Mail	978	314	32.11%	414	132	131 99.24%	359	96	96 100.00%
Total	978	413	42.23%	414	185	184 99.46%	359	121	121 100.00%
10-1024 M-STYN									
Polling	18	6	33.33%	3	2	2 100.00%	3	2	2 100.00%
Vote By Mail	18	0	0.00%	3	0	0 -	3	0	0 -
Total	18	6	33.33%	3	2	2 100.00%	3	2	2 100.00%
10-1026 MCYN									
Polling	693	92	13.28%	399	62	60 96.77%	149	14	14 100.00%
Vote By Mail	693	229	33.04%	399	137	135 98.54%	149	39	36 92.31%
Total	693	321	46.32%	399	199	195 97.99%	149	53	50 94.34%
10-1027 MCYN									
Polling	706	94	13.31%	380	59	59 100.00%	171	18	17 94.44%
Vote By Mail	706	246	34.84%	380	139	138 99.28%	171	45	45 100.00%
Total	706	340	48.16%	380	198	197 99.49%	171	63	62 98.41%
10-1028 MCYN									
Polling	454	83	18.28%	238	51	48 94.12%	103	14	14 100.00%
Vote By Mail	454	138	30.40%	238	78	73 93.59%	103	28	28 100.00%
Total	454	221	48.68%	238	129	121 93.80%	103	42	42 100.00%
10-1032 M-CARP									
Polling	25	16	64.00%	8	4	4 100.00%	7	5	5 100.00%
Vote By Mail	25	0	0.00%	8	0	0 -	7	0	0 -
Total	25	16	64.00%	8	4	4 100.00%	7	5	5 100.00%
12-1201 M-CITY STBR									
Polling	103	45	43.69%	41	22	22 100.00%	31	11	11 100.00%
Vote By Mail	103	0	0.00%	41	0	0 -	31	0	0 -
Total	103	45	43.69%	41	22	22 100.00%	31	11	11 100.00%
12-1202 M-CITY STBR									
Polling	19	5	26.32%	9	3	3 100.00%	6	2	2 100.00%
Vote By Mail	19	0	0.00%	9	0	0 -	6	0	0 -
Total	19	5	26.32%	9	3	3 100.00%	6	2	2 100.00%
12-1203 CITY STBR									
Polling	968	94	9.71%	398	49	49 100.00%	357	25	25 100.00%
Vote By Mail	968	304	31.40%	398	116	114 98.28%	357	114	113 99.12%
Total	968	398	41.12%	398	165	163 98.79%	357	139	138 99.28%
12-1206 CITY STBR									
Polling	875	82	9.37%	525	62	61 98.39%	114	4	4 100.00%
Vote By Mail	875	184	21.03%	525	119	119 100.00%	114	30	30 100.00%
Total	875	266	30.40%	525	181	180 99.45%	114	34	34 100.00%
12-1207 CITY STBR									
Polling	700	72	10.29%	450	55	54 98.18%	68	7	7 100.00%
Vote By Mail	700	142	20.29%	450	113	112 99.12%	68	8	8 100.00%

Santa Barbara County
Statewide Direct Primary Election
June 3, 2008
Certified Results

Date:06/24/08
Time:10:57:54
Page:4 of 18

	TURN OUT			STATE ASSEMBLY 35TH DISTRICT DEM			STATE ASSEMBLY 35TH DISTRICT REP		
	Reg. Voters	Cards Cast	% Turnout	Reg. Voters	Total Votes	PEDRO NAVA	Reg. Voters	Total Votes	GREGORY GANDRUD
Polling	723	58	8.02%	378	39	37 94.87%	91	3	2 66.67%
Vote By Mail	723	106	14.66%	378	64	64 100.00%	91	12	12 100.00%
Total	723	164	22.68%	378	103	101 98.06%	91	15	14 93.33%
12-1223 CITY STBR									
Polling	915	95	10.38%	494	61	61 100.00%	182	23	23 100.00%
Vote By Mail	915	264	28.85%	494	145	144 99.31%	182	61	60 98.36%
Total	915	359	39.23%	494	206	205 99.51%	182	84	83 98.81%
12-1224 CITY STBR									
Polling	1001	129	12.89%	545	91	90 98.90%	186	13	13 100.00%
Vote By Mail	1001	238	23.78%	545	142	141 99.30%	186	46	46 100.00%
Total	1001	367	36.66%	545	233	231 99.14%	186	59	59 100.00%
12-1225 CITY STBR									
Polling	1060	139	13.11%	558	79	79 100.00%	171	18	18 100.00%
Vote By Mail	1060	192	18.11%	558	108	108 100.00%	171	39	38 97.44%
Total	1060	331	31.23%	558	187	187 100.00%	171	57	56 98.25%
12-1226 CITY STBR									
Polling	936	78	8.33%	481	48	48 100.00%	145	11	11 100.00%
Vote By Mail	936	158	16.88%	481	89	88 98.88%	145	22	21 95.45%
Total	936	236	25.21%	481	137	136 99.27%	145	33	32 96.97%
12-1227 CITY STBR									
Polling	977	131	13.41%	545	79	78 98.73%	147	22	22 100.00%
Vote By Mail	977	219	22.42%	545	139	139 100.00%	147	22	22 100.00%
Total	977	350	35.82%	545	218	217 99.54%	147	44	44 100.00%
12-1228 CITY STBR									
Polling	901	91	10.10%	476	56	56 100.00%	108	15	15 100.00%
Vote By Mail	901	159	17.65%	476	94	94 100.00%	108	23	22 95.65%
Total	901	250	27.75%	476	150	150 100.00%	108	38	37 97.37%
12-1232 CITY STBR									
Polling	823	105	12.76%	487	75	71 94.67%	132	9	9 100.00%
Vote By Mail	823	154	18.71%	487	105	105 100.00%	132	17	17 100.00%
Total	823	259	31.47%	487	180	176 97.78%	132	26	26 100.00%
12-1233 CITY STBR									
Polling	890	90	10.11%	500	70	68 97.14%	97	5	4 80.00%
Vote By Mail	890	157	17.64%	500	105	103 98.10%	97	14	14 100.00%
Total	890	247	27.75%	500	175	171 97.71%	97	19	18 94.74%
12-1235 CITY STBR									
Polling	619	77	12.44%	357	52	51 98.08%	83	8	8 100.00%
Vote By Mail	619	86	13.89%	357	61	60 98.36%	83	12	12 100.00%
Total	619	163	26.33%	357	113	111 98.23%	83	20	20 100.00%
12-1236 CITY STBR									
Polling	439	30	6.83%	227	24	22 91.67%	68	1	1 100.00%
Vote By Mail	439	66	15.03%	227	38	38 100.00%	68	16	15 93.75%

Santa Barbara County
Statewide Direct Primary Election
June 3, 2008
Certified Results

Date:06/24/08
Time:10:57:54
Page:6 of 18

	TURN OUT			STATE ASSEMBLY 35TH DISTRICT DEM			STATE ASSEMBLY 35TH DISTRICT REP		
	Reg. Voters	Cards Cast	% Turnout	Reg. Voters	Total Votes	PEDRO NAVA	Reg. Voters	Total Votes	GREGORY GANDRUD
Polling	119	50	42.02%	58	26	26 100.00%	33	13	13 100.00%
Vote By Mail	119	0	0.00%	58	0	0 -	33	0	0 -
Total	119	50	42.02%	58	26	26 100.00%	33	13	13 100.00%
20-2004 HOPE									
Polling	734	77	10.49%	366	44	44 100.00%	188	17	15 88.24%
Vote By Mail	734	207	28.20%	366	102	100 98.04%	188	42	40 95.24%
Total	734	284	38.69%	366	146	144 98.63%	188	59	55 93.22%
20-2005 HOPE									
Polling	585	78	13.33%	242	31	31 100.00%	209	24	24 100.00%
Vote By Mail	585	187	31.97%	242	88	87 98.86%	209	59	59 100.00%
Total	585	265	45.30%	242	119	118 99.16%	209	83	83 100.00%
20-2006 HOPE									
Polling	996	158	15.86%	446	73	70 95.89%	376	41	40 97.56%
Vote By Mail	996	563	56.53%	446	238	233 97.90%	376	178	178 100.00%
Total	996	721	72.39%	446	311	303 97.43%	376	219	218 99.54%
20-2007 HOPE									
Polling	717	84	11.72%	281	34	33 97.06%	290	28	28 100.00%
Vote By Mail	717	249	34.73%	281	94	91 96.81%	290	92	92 100.00%
Total	717	333	46.44%	281	128	124 96.88%	290	120	120 100.00%
20-2008 HOPE									
Polling	900	83	9.22%	273	36	36 100.00%	465	29	29 100.00%
Vote By Mail	900	327	36.33%	273	96	92 95.83%	465	143	141 98.60%
Total	900	410	45.56%	273	132	128 96.97%	465	172	170 98.84%
20-2010 GLTA									
Polling	438	29	6.62%	154	12	12 100.00%	172	6	6 100.00%
Vote By Mail	438	168	38.36%	154	61	61 100.00%	172	62	61 98.39%
Total	438	197	44.98%	154	73	73 100.00%	172	68	67 98.53%
20-2012 HOPE									
Polling	1133	142	12.53%	470	70	69 98.57%	392	39	39 100.00%
Vote By Mail	1133	337	29.74%	470	131	129 98.47%	392	112	112 100.00%
Total	1133	479	42.28%	470	201	198 98.51%	392	151	151 100.00%
20-2014 GLTA									
Polling	957	82	8.57%	426	38	36 94.74%	304	22	22 100.00%
Vote By Mail	957	295	30.83%	426	142	141 99.30%	304	84	82 97.62%
Total	957	377	39.39%	426	180	177 98.33%	304	106	104 98.11%
20-2016 GLTA									
Polling	1052	131	12.45%	380	56	54 96.43%	453	49	49 100.00%
Vote By Mail	1052	361	34.32%	380	132	129 97.73%	453	134	134 100.00%
Total	1052	492	46.77%	380	188	183 97.34%	453	183	183 100.00%
20-2018 GLTA									
Polling	967	129	13.34%	384	62	61 98.39%	371	35	34 97.14%
Vote By Mail	967	376	38.88%	384	146	143 97.95%	371	130	129 99.23%

Santa Barbara County
Statewide Direct Primary Election
June 3, 2008
Certified Results

Date:06/24/08
Time:10:57:54
Page:8 of 18

	TURN OUT			STATE ASSEMBLY 35TH DISTRICT DEM			STATE ASSEMBLY 35TH DISTRICT REP		
	Reg. Voters	Cards Cast	% Turnout	Reg. Voters	Total Votes	PEDRO NAVA	Reg. Voters	Total Votes	GREGORY GANDRUD
Polling	1	1	100.00%	0	0	0	1	0	0
Vote By Mail	1	0	0.00%	0	0	0	1	0	0
Total	1	1	100.00%	0	0	0	1	0	0
20-3001 GLTA									
Polling	443	30	6.77%	221	20	20 100.00%	79	3	3 100.00%
Vote By Mail	443	166	37.47%	221	77	74 96.10%	79	25	23 92.00%
Total	443	196	44.24%	221	97	94 96.91%	79	28	26 92.86%
20-3003 GLTA									
Polling	995	127	12.76%	329	49	49 100.00%	449	47	47 100.00%
Vote By Mail	995	365	36.68%	329	110	105 95.45%	449	164	163 99.39%
Total	995	492	49.45%	329	159	154 96.86%	449	211	210 99.53%
20-3905 M-GLTA									
Polling	10	3	30.00%	2	1	1 100.00%	7	2	2 100.00%
Vote By Mail	10	0	0.00%	2	0	0	7	0	0
Total	10	3	30.00%	2	1	1 100.00%	7	2	2 100.00%
20-3955 M-PRDS									
Polling	0	0	-	0	0	0	0	0	0
Vote By Mail	0	0	-	0	0	0	0	0	0
Total	0	0	-	0	0	0	0	0	0
22-2095 M--CITY STBR									
Polling	10	2	20.00%	1	1	1 100.00%	5	1	1 100.00%
Vote By Mail	10	0	0.00%	1	0	0	5	0	0
Total	10	2	20.00%	1	1	1 100.00%	5	1	1 100.00%
22-2201 CITY STBR									
Polling	1096	119	10.86%	470	66	65 98.48%	236	24	24 100.00%
Vote By Mail	1096	192	17.52%	470	84	82 97.62%	236	49	48 97.96%
Total	1096	311	28.38%	470	150	147 98.00%	236	73	72 98.63%
22-2202 CITY STBR									
Polling	999	112	11.21%	488	68	67 98.53%	225	17	17 100.00%
Vote By Mail	999	265	26.53%	488	135	133 98.52%	225	61	60 98.36%
Total	999	377	37.74%	488	203	200 98.52%	225	78	77 98.72%
22-2203 CITY STBR									
Polling	932	65	6.97%	436	40	40 100.00%	216	6	5 83.33%
Vote By Mail	932	229	24.57%	436	110	110 100.00%	216	60	60 100.00%
Total	932	294	31.55%	436	150	150 100.00%	216	66	65 98.48%
22-2205 CITY STBR									
Polling	1113	122	10.96%	515	62	61 98.39%	346	33	33 100.00%
Vote By Mail	1113	378	33.96%	515	174	172 98.85%	346	99	96 96.97%
Total	1113	500	44.92%	515	236	233 98.73%	346	132	129 97.73%
22-2206 CITY STBR									
Polling	1073	89	8.29%	459	36	35 97.22%	343	27	27 100.00%
Vote By Mail	1073	360	33.55%	459	155	153 98.71%	343	100	100 100.00%

Santa Barbara County
Statewide Direct Primary Election
June 3, 2008
Certified Results

Date:06/24/08
Time:10:57:54
Page:10 of 18

	TURN OUT			STATE ASSEMBLY 35TH DISTRICT DEM			STATE ASSEMBLY 35TH DISTRICT REP		
	Reg. Voters	Cards Cast	% Turnout	Reg. Voters	Total Votes	PEDRO NAVA	Reg. Voters	Total Votes	GREGORY GANDRUD
Polling	1124	179	15.93%	572	111	111 100.00%	263	31	31 100.00%
Vote By Mail	1124	336	29.89%	572	183	181 98.91%	263	69	68 98.55%
Total	1124	515	45.82%	572	294	292 99.32%	263	100	99 99.00%
22-2224 CITY STBR									
Polling	1060	181	17.08%	474	80	80 100.00%	359	63	63 100.00%
Vote By Mail	1060	313	29.53%	474	140	138 98.57%	359	89	88 98.88%
Total	1060	494	46.60%	474	220	218 99.09%	359	152	151 99.34%
22-2226 CITY STBR									
Polling	1124	135	12.01%	537	74	74 100.00%	230	15	15 100.00%
Vote By Mail	1124	299	26.60%	537	168	165 98.21%	230	44	44 100.00%
Total	1124	434	38.61%	537	242	239 98.76%	230	59	59 100.00%
22-2227 CITY STBR									
Polling	1033	105	10.16%	441	40	39 97.50%	407	37	37 100.00%
Vote By Mail	1033	374	36.21%	441	140	137 97.86%	407	172	170 98.84%
Total	1033	479	46.37%	441	180	176 97.78%	407	209	207 99.04%
22-2230 CITY STBR									
Polling	1030	109	10.58%	472	57	57 100.00%	336	32	32 100.00%
Vote By Mail	1030	302	29.32%	472	132	129 97.73%	336	80	80 100.00%
Total	1030	411	39.90%	472	189	186 98.41%	336	112	112 100.00%
22-2232 CITY STBR									
Polling	893	128	14.33%	429	63	62 98.41%	281	28	28 100.00%
Vote By Mail	893	252	28.22%	429	122	121 99.18%	281	65	63 96.92%
Total	893	380	42.55%	429	185	183 98.92%	281	93	91 97.85%
22-2233 CITY STBR									
Polling	878	120	13.67%	407	66	66 100.00%	241	27	27 100.00%
Vote By Mail	878	198	22.55%	407	103	102 99.03%	241	53	53 100.00%
Total	878	318	36.22%	407	169	168 99.41%	241	80	80 100.00%
22-2234 CITY STBR									
Polling	949	117	12.33%	478	68	68 100.00%	254	21	21 100.00%
Vote By Mail	949	274	28.87%	478	142	141 99.30%	254	66	64 96.97%
Total	949	391	41.20%	478	210	209 99.52%	254	87	85 97.70%
22-2235 CITY STBR									
Polling	461	53	11.50%	258	37	37 100.00%	83	7	7 100.00%
Vote By Mail	461	93	20.17%	258	51	50 98.04%	83	15	15 100.00%
Total	461	146	31.67%	258	88	87 98.86%	83	22	22 100.00%
22-2237 CITY STBR									
Polling	632	65	10.28%	316	34	34 100.00%	184	19	19 100.00%
Vote By Mail	632	227	35.92%	316	111	110 99.10%	184	47	47 100.00%
Total	632	292	46.20%	316	145	144 99.31%	184	66	66 100.00%
22-2239 CITY STBR									
Polling	1115	138	12.38%	500	54	54 100.00%	351	41	40 97.56%
Vote By Mail	1115	407	36.50%	500	198	197 99.49%	351	117	111 94.87%

Santa Barbara County
Statewide Direct Primary Election
June 3, 2008
Certified Results

Date:06/24/08
Time:10:57:54
Page:12 of 18

	TURN OUT			STATE ASSEMBLY 35TH DISTRICT DEM			STATE ASSEMBLY 35TH DISTRICT REP		
	Reg. Voters	Cards Cast	% Turnout	Reg. Voters	Total Votes	PEDRO NAVA	Reg. Voters	Total Votes	GREGORY GANDRUD
Polling	515	93	18.06%	253	64	62 96.88%	62	4	4 100.00%
Vote By Mail	515	57	11.07%	253	32	30 93.75%	62	5	5 100.00%
Total	515	150	29.13%	253	96	92 95.83%	62	9	9 100.00%
30-3019 UCSB									
Polling	666	119	17.87%	373	77	77 100.00%	78	5	5 100.00%
Vote By Mail	666	118	17.72%	373	70	68 97.14%	78	16	16 100.00%
Total	666	237	35.59%	373	147	145 98.64%	78	21	21 100.00%
30-3020 UCSB									
Polling	927	158	17.04%	399	94	91 96.81%	122	19	18 94.74%
Vote By Mail	927	7	0.76%	399	5	5 100.00%	122	2	2 100.00%
Total	927	165	17.80%	399	99	96 96.97%	122	21	20 95.24%
30-3021 IV									
Polling	684	76	11.11%	392	42	42 100.00%	78	2	2 100.00%
Vote By Mail	684	8	1.17%	392	6	6 100.00%	78	0	0 -
Total	684	84	12.28%	392	48	48 100.00%	78	2	2 100.00%
30-3022 IV									
Polling	717	88	12.27%	414	53	53 100.00%	89	3	2 66.67%
Vote By Mail	717	27	3.77%	414	15	15 100.00%	89	6	6 100.00%
Total	717	115	16.04%	414	68	68 100.00%	89	9	8 88.89%
30-3023 IV									
Polling	431	59	13.69%	214	36	33 91.67%	68	4	4 100.00%
Vote By Mail	431	16	3.71%	214	12	12 100.00%	68	2	2 100.00%
Total	431	75	17.40%	214	48	45 93.75%	68	6	6 100.00%
30-3024 IV									
Polling	748	69	9.22%	368	45	45 100.00%	119	9	9 100.00%
Vote By Mail	748	18	2.41%	368	9	9 100.00%	119	3	3 100.00%
Total	748	87	11.63%	368	54	54 100.00%	119	12	12 100.00%
30-3026 UCSB									
Polling	895	109	12.18%	349	68	68 100.00%	149	14	14 100.00%
Vote By Mail	895	5	0.56%	349	3	3 100.00%	149	1	1 100.00%
Total	895	114	12.74%	349	71	71 100.00%	149	15	15 100.00%
30-3027 UCSB									
Polling	905	117	12.93%	373	77	76 98.70%	115	9	8 88.89%
Vote By Mail	905	5	0.55%	373	4	4 100.00%	115	0	0 -
Total	905	122	13.48%	373	81	80 98.77%	115	9	8 88.89%
30-3028 UCSB									
Polling	544	85	15.63%	250	53	52 98.11%	68	9	9 100.00%
Vote By Mail	544	4	0.74%	250	2	2 100.00%	68	1	1 100.00%
Total	544	89	16.36%	250	55	54 98.18%	68	10	10 100.00%
30-3029 UCSB									
Polling	987	135	13.68%	461	77	76 98.70%	116	14	14 100.00%
Vote By Mail	987	8	0.81%	461	4	4 100.00%	116	1	1 100.00%

Santa Barbara County
 Statewide Direct Primary Election
 June 3, 2008
 Certified Results

Date:06/24/08
 Time:10:57:54
 Page:14 of 18

	TURN OUT			STATE ASSEMBLY 35TH DISTRICT DEM			STATE ASSEMBLY 35TH DISTRICT REP		
	Reg. Voters	Cards Cast	% Turnout	Reg. Voters	Total Votes	PEDRO NAVA	Reg. Voters	Total Votes	GREGORY GANDRUD
Polling	679	88	12.96%	221	25	23 92.00%	302	34	34 100.00%
Vote By Mail	679	234	34.46%	221	79	74 93.67%	302	76	76 100.00%
Total	679	322	47.42%	221	104	97 93.27%	302	110	110 100.00%
30-3060 STYN									
Polling	659	105	15.93%	175	29	28 96.55%	346	49	49 100.00%
Vote By Mail	659	239	36.27%	175	51	50 98.04%	346	111	111 100.00%
Total	659	344	52.20%	175	80	78 97.50%	346	160	160 100.00%
30-3061 STYN									
Polling	1085	177	16.31%	276	42	41 97.62%	627	77	76 98.70%
Vote By Mail	1085	395	36.41%	276	85	81 95.29%	627	192	192 100.00%
Total	1085	572	52.72%	276	127	122 96.06%	627	269	268 99.63%
30-3062 STYN									
Polling	1083	198	18.28%	319	75	67 89.33%	519	78	73 93.59%
Vote By Mail	1083	323	29.82%	319	88	84 95.45%	519	128	124 96.88%
Total	1083	521	48.11%	319	163	151 92.64%	519	206	197 95.63%
30-3066 SLVG									
Polling	300	32	10.67%	75	9	9 100.00%	157	19	18 94.74%
Vote By Mail	300	128	42.67%	75	30	27 90.00%	157	55	55 100.00%
Total	300	160	53.33%	75	39	36 92.31%	157	74	73 98.65%
30-3068 M-SLVG									
Polling	125	80	64.00%	41	25	25 100.00%	59	28	28 100.00%
Vote By Mail	125	0	0.00%	41	0	0 -	59	0	0 -
Total	125	80	64.00%	41	25	25 100.00%	59	28	28 100.00%
30-3069 BLRD									
Polling	856	130	15.19%	201	37	36 97.30%	507	56	54 96.43%
Vote By Mail	856	320	37.38%	201	60	57 95.00%	507	167	167 100.00%
Total	856	450	52.57%	201	97	93 95.88%	507	223	221 99.10%
30-3071 LSOL									
Polling	968	207	21.38%	294	49	49 100.00%	464	85	85 100.00%
Vote By Mail	968	324	33.47%	294	79	75 94.94%	464	129	128 99.22%
Total	968	531	54.86%	294	128	124 96.88%	464	214	213 99.53%
30-3073 BLTN									
Polling	411	34	8.27%	105	6	5 83.33%	216	11	10 90.91%
Vote By Mail	411	161	39.17%	105	34	33 97.06%	216	66	66 100.00%
Total	411	195	47.45%	105	40	38 95.00%	216	77	76 98.70%
30-3077 M-VIST									
Polling	130	65	50.00%	59	37	36 97.30%	25	13	13 100.00%
Vote By Mail	130	0	0.00%	59	0	0 -	25	0	0 -
Total	130	65	50.00%	59	37	36 97.30%	25	13	13 100.00%
30-3078 M-VIST									
Polling	0	0	-	0	0	0 -	0	0	0 -
Vote By Mail	0	0	-	0	0	0 -	0	0	0 -

Santa Barbara County
Statewide Direct Primary Election
June 3, 2008
Certified Results

Date:06/24/08
Time:10:57:54
Page:16 of 18

	TURN OUT			STATE ASSEMBLY 35TH DISTRICT DEM			STATE ASSEMBLY 35TH DISTRICT REP		
	Reg. Voters	Cards Cast	% Turnout	Reg. Voters	Total Votes	PEDRO NAVA	Reg. Voters	Total Votes	GREGORY GANDRUD
Polling	120	81	67.50%	30	17	16 94.12%	73	44	44 100.00%
Vote By Mail	120	0	0.00%	30	0	0 -	73	0	0 -
Total	120	81	67.50%	30	17	16 94.12%	73	44	44 100.00%
36-3302 CITY SLVG									
Polling	785	123	15.67%	240	36	33 91.67%	380	50	49 98.00%
Vote By Mail	785	254	32.36%	240	57	55 96.49%	380	116	116 100.00%
Total	785	377	48.03%	240	93	88 94.62%	380	166	165 99.40%
36-3303 CITY SLVG									
Polling	849	148	17.43%	282	43	40 93.02%	413	57	56 98.25%
Vote By Mail	849	317	37.34%	282	103	97 94.17%	413	126	126 100.00%
Total	849	465	54.77%	282	146	137 93.84%	413	183	182 99.45%
36-3304 CITY SLVG									
Polling	1065	155	14.55%	293	45	44 97.78%	565	70	70 100.00%
Vote By Mail	1065	383	35.96%	293	90	89 98.89%	565	179	178 99.44%
Total	1065	538	50.52%	293	135	133 98.52%	565	249	248 99.60%
36-3305 M-CITY SLVG									
Polling	194	137	70.62%	54	34	34 100.00%	118	68	68 100.00%
Vote By Mail	194	0	0.00%	54	0	0 -	118	0	0 -
Total	194	137	70.62%	54	34	34 100.00%	118	68	68 100.00%
37-3401 CITY BLTN									
Polling	405	53	13.09%	147	16	16 100.00%	183	22	22 100.00%
Vote By Mail	405	111	27.41%	147	33	33 100.00%	183	40	40 100.00%
Total	405	164	40.49%	147	49	49 100.00%	183	62	62 100.00%
37-3402 CITY BLTN									
Polling	1061	145	13.67%	320	58	55 94.83%	481	52	52 100.00%
Vote By Mail	1061	274	25.82%	320	80	79 98.75%	481	98	97 98.98%
Total	1061	419	39.49%	320	138	134 97.10%	481	150	149 99.33%
37-3403 CITY BLTN									
Polling	945	144	15.24%	346	41	39 95.12%	390	51	50 98.04%
Vote By Mail	945	353	37.35%	346	128	126 98.44%	390	125	123 98.40%
Total	945	497	52.59%	346	169	165 97.63%	390	176	173 98.30%
38-3006 CITY GLTA									
Polling	1064	209	19.64%	432	92	86 93.48%	380	67	65 97.01%
Vote By Mail	1064	360	33.83%	432	161	160 99.38%	380	110	107 97.27%
Total	1064	569	53.48%	432	253	246 97.23%	380	177	172 97.18%
38-3011 CITY GLTA									
Polling	1107	198	17.89%	457	90	87 96.67%	396	69	68 98.55%
Vote By Mail	1107	350	31.62%	457	143	139 97.20%	396	115	113 98.26%
Total	1107	548	49.50%	457	233	226 97.00%	396	184	181 98.37%
38-3015 CITY GLTA									
Polling	477	116	24.32%	166	49	48 97.96%	220	36	35 97.22%
Vote By Mail	477	154	32.29%	166	49	49 100.00%	220	63	63 100.00%

Santa Barbara County
 Statewide Direct Primary Election
 June 3, 2008
 Certified Results

Date:06/24/08
 Time:10:57:55
 Page:18 of 18

	TURN OUT			STATE ASSEMBLY 35TH DISTRICT DEM				STATE ASSEMBLY 35TH DISTRICT REP			
	Reg. Voters	Cards Cast	% Turnout	Reg. Voters	Total Votes	PEDRO NAVA		Reg. Voters	Total Votes	GREGORY GANDRUD	
Polling	1	0	0.00%	0	0	0	-	0	0	0	-
Vote By Mail	1	0	0.00%	0	0	0	-	0	0	0	-
Total	1	0	0.00%	0	0	0	-	0	0	0	-
50-5001 M-CYM											
Polling	45	21	46.67%	8	4	4	100.00%	27	11	11	100.00%
Vote By Mail	45	0	0.00%	8	0	0	-	27	0	0	-
Total	45	21	46.67%	8	4	4	100.00%	27	11	11	100.00%
50-5002 M-LSOL											
Polling	0	0	-	0	0	0	-	0	0	0	-
Vote By Mail	0	0	-	0	0	0	-	0	0	0	-
Total	0	0	-	0	0	0	-	0	0	0	-
50-5003 M-LSOL											
Polling	1	1	100.00%	0	0	0	-	1	1	1	100.00%
Vote By Mail	1	0	0.00%	0	0	0	-	1	0	0	-
Total	1	1	100.00%	0	0	0	-	1	1	1	100.00%
50-5901 CYM											
Polling	322	36	11.18%	74	4	4	100.00%	182	23	23	100.00%
Vote By Mail	322	73	22.67%	74	15	15	100.00%	182	40	40	100.00%
Total	322	109	33.85%	74	19	19	100.00%	182	63	63	100.00%
50-5902 M-LOS PDRS											
Polling	0	0	-	0	0	0	-	0	0	0	-
Vote By Mail	0	0	-	0	0	0	-	0	0	0	-
Total	0	0	-	0	0	0	-	0	0	0	-
50-5904 M-SISQ											
Polling	26	7	26.92%	4	1	1	100.00%	19	4	4	100.00%
Vote By Mail	26	0	0.00%	4	0	0	-	19	0	0	-
Total	26	7	26.92%	4	1	1	100.00%	19	4	4	100.00%
Total											
Polling	119962	16154	13.47%	53890	8156	8009	98.20%	35196	3945	3883	98.43%
Vote By Mail	119962	31650	26.38%	53890	14252	14022	98.39%	35196	9035	8924	98.77%
Total	119962	47804	39.85%	53890	22408	22031	98.32%	35196	12980	12807	98.67%

Santa Barbara County
 Statewide Direct Primary Election
 June 3, 2008
 Certified Results

Date:06/24/08
 Time:10:58:21
 Page:1 of 62

	TURN OUT		
	Reg. Voters	Cards Cast	% Turnout
Jurisdiction Wide			
10-0026 M-MCYN			
Polling	52	27	51.92%
Vote By Mail	52	0	0.00%
Total	52	27	51.92%
10-1002 CARP			
Polling	802	55	6.86%
Vote By Mail	802	246	30.67%
Total	802	301	37.53%
10-1006 CARP			
Polling	1072	101	9.42%
Vote By Mail	1072	376	35.07%
Total	1072	477	44.50%
10-1007 CARP			
Polling	592	43	7.26%
Vote By Mail	592	206	34.80%
Total	592	249	42.06%
10-1008 SMLD			
Polling	648	66	10.19%
Vote By Mail	648	177	27.31%
Total	648	243	37.50%
10-1010 MONT			
Polling	1147	113	9.85%
Vote By Mail	1147	382	33.30%
Total	1147	495	43.16%
10-1013 MONT			
Polling	1152	135	11.72%
Vote By Mail	1152	357	30.99%
Total	1152	492	42.71%
10-1015 MONT			
Polling	1088	107	9.83%
Vote By Mail	1088	324	29.78%
Total	1088	431	39.61%
10-1018 MONT			
Polling	963	84	8.72%
Vote By Mail	963	360	37.38%
Total	963	444	46.11%
10-1021 CSPR			
Polling	697	53	7.60%
Vote By Mail	697	172	24.68%
Total	697	225	32.28%
10-1023 CSPR			

Santa Barbara County
 Statewide Direct Primary Election
 June 3, 2008
 Certified Results

Date:06/24/08
 Time:10:58:21
 Page:2 of 62

	TURN OUT		
	Reg. Voters	Cards Cast	% Turnout
Polling	978	99	10.12%
Vote By Mail	978	314	32.11%
Total	978	413	42.23%
10-1024 M-STYN			
Polling	18	6	33.33%
Vote By Mail	18	0	0.00%
Total	18	6	33.33%
10-1026 MCYN			
Polling	693	92	13.28%
Vote By Mail	693	229	33.04%
Total	693	321	46.32%
10-1027 MCYN			
Polling	706	94	13.31%
Vote By Mail	706	246	34.84%
Total	706	340	48.16%
10-1028 MCYN			
Polling	454	83	18.28%
Vote By Mail	454	138	30.40%
Total	454	221	48.68%
10-1032 M-CARP			
Polling	25	16	64.00%
Vote By Mail	25	0	0.00%
Total	25	16	64.00%
12-1201 M-CITY STBR			
Polling	103	45	43.69%
Vote By Mail	103	0	0.00%
Total	103	45	43.69%
12-1202 M-CITY STBR			
Polling	19	5	26.32%
Vote By Mail	19	0	0.00%
Total	19	5	26.32%
12-1203 CITY STBR			
Polling	968	94	9.71%
Vote By Mail	968	304	31.40%
Total	968	398	41.12%
12-1206 CITY STBR			
Polling	875	82	9.37%
Vote By Mail	875	184	21.03%
Total	875	266	30.40%
12-1207 CITY STBR			
Polling	700	72	10.29%
Vote By Mail	700	142	20.29%

Santa Barbara County
 Statewide Direct Primary Election
 June 3, 2008
 Certified Results

Date:06/24/08
 Time:10:58:21
 Page:3 of 62

	TURN OUT		
	Reg. Voters	Cards Cast	% Turnout
Total	700	214	30.57%
12-1208 CITY STBR			
Polling	1023	105	10.26%
Vote By Mail	1023	408	39.88%
Total	1023	513	50.15%
12-1209 M-CITY STBR			
Polling	25	11	44.00%
Vote By Mail	25	0	0.00%
Total	25	11	44.00%
12-1210 M-CITY STBR			
Polling	203	92	45.32%
Vote By Mail	203	0	0.00%
Total	203	92	45.32%
12-1211 CITY STBR			
Polling	806	92	11.41%
Vote By Mail	806	255	31.64%
Total	806	347	43.05%
12-1214 CITY STBR			
Polling	711	61	8.58%
Vote By Mail	711	140	19.69%
Total	711	201	28.27%
12-1215 CITY STBR			
Polling	779	118	15.15%
Vote By Mail	779	121	15.53%
Total	779	239	30.68%
12-1216 CITY STBR			
Polling	862	88	10.21%
Vote By Mail	862	204	23.67%
Total	862	292	33.87%
12-1217 CITY STBR			
Polling	843	110	13.05%
Vote By Mail	843	328	38.91%
Total	843	438	51.96%
12-1218 CITY STBR			
Polling	897	124	13.82%
Vote By Mail	897	271	30.21%
Total	897	395	44.04%
12-1219 CITY STBR			
Polling	745	86	11.54%
Vote By Mail	745	165	22.15%
Total	745	251	33.69%
12-1221 CITY STBR			

Santa Barbara County
 Statewide Direct Primary Election
 June 3, 2008
 Certified Results

Date:06/24/08
 Time:10:58:21
 Page:4 of 62

	TURN OUT		
	Reg. Voters	Cards Cast	% Turnout
Polling	723	58	8.02%
Vote By Mail	723	106	14.66%
Total	723	164	22.68%
12-1223 CITY STBR			
Polling	915	95	10.38%
Vote By Mail	915	264	28.85%
Total	915	359	39.23%
12-1224 CITY STBR			
Polling	1001	129	12.89%
Vote By Mail	1001	238	23.78%
Total	1001	367	36.66%
12-1225 CITY STBR			
Polling	1060	139	13.11%
Vote By Mail	1060	192	18.11%
Total	1060	331	31.23%
12-1226 CITY STBR			
Polling	936	78	8.33%
Vote By Mail	936	158	16.88%
Total	936	236	25.21%
12-1227 CITY STBR			
Polling	977	131	13.41%
Vote By Mail	977	219	22.42%
Total	977	350	35.82%
12-1228 CITY STBR			
Polling	901	91	10.10%
Vote By Mail	901	159	17.65%
Total	901	250	27.75%
12-1232 CITY STBR			
Polling	823	105	12.76%
Vote By Mail	823	154	18.71%
Total	823	259	31.47%
12-1233 CITY STBR			
Polling	890	90	10.11%
Vote By Mail	890	157	17.64%
Total	890	247	27.75%
12-1235 CITY STBR			
Polling	619	77	12.44%
Vote By Mail	619	86	13.89%
Total	619	163	26.33%
12-1236 CITY STBR			
Polling	439	30	6.83%
Vote By Mail	439	66	15.03%

Santa Barbara County
 Statewide Direct Primary Election
 June 3, 2008
 Certified Results

Date:06/24/08
 Time:10:58:21
 Page:5 of 62

	TURN OUT		
	Reg. Voters	Cards Cast	% Turnout
Total	439	96	21.87%
12-2218 CITY STBR			
Polling	968	101	10.43%
Vote By Mail	968	172	17.77%
Total	968	273	28.20%
15-1101 CITY CARP			
Polling	901	139	15.43%
Vote By Mail	901	271	30.08%
Total	901	410	45.50%
15-1102 CITY CARP			
Polling	1079	154	14.27%
Vote By Mail	1079	342	31.70%
Total	1079	496	45.97%
15-1105 CITY CARP			
Polling	880	106	12.05%
Vote By Mail	880	214	24.32%
Total	880	320	36.36%
15-1107 CITY CARP			
Polling	959	75	7.82%
Vote By Mail	959	230	23.98%
Total	959	305	31.80%
15-1108 CITY CARP			
Polling	440	40	9.09%
Vote By Mail	440	126	28.64%
Total	440	166	37.73%
15-1110 CITY CARP			
Polling	1091	153	14.02%
Vote By Mail	1091	327	29.97%
Total	1091	480	44.00%
15-1114 CITY CARP			
Polling	892	135	15.13%
Vote By Mail	892	228	25.56%
Total	892	363	40.70%
20-1926 M-LRES			
Polling	0	0	-
Vote By Mail	0	0	-
Total	0	0	-
20-2001 MESA			
Polling	395	71	17.97%
Vote By Mail	395	119	30.13%
Total	395	190	48.10%
20-2003 M-HOPE			

Santa Barbara County
 Statewide Direct Primary Election
 June 3, 2008
 Certified Results

Date:06/24/08
 Time:10:58:21
 Page:6 of 62

	TURN OUT		
	Reg. Voters	Cards Cast	% Turnout
Polling	119	50	42.02%
Vote By Mail	119	0	0.00%
Total	119	50	42.02%
20-2004 HOPE			
Polling	734	77	10.49%
Vote By Mail	734	207	28.20%
Total	734	284	38.69%
20-2005 HOPE			
Polling	585	78	13.33%
Vote By Mail	585	187	31.97%
Total	585	265	45.30%
20-2006 HOPE			
Polling	996	158	15.86%
Vote By Mail	996	563	56.53%
Total	996	721	72.39%
20-2007 HOPE			
Polling	717	84	11.72%
Vote By Mail	717	249	34.73%
Total	717	333	46.44%
20-2008 HOPE			
Polling	900	83	9.22%
Vote By Mail	900	327	36.33%
Total	900	410	45.56%
20-2010 GLTA			
Polling	438	29	6.62%
Vote By Mail	438	168	38.36%
Total	438	197	44.98%
20-2012 HOPE			
Polling	1133	142	12.53%
Vote By Mail	1133	337	29.74%
Total	1133	479	42.28%
20-2014 GLTA			
Polling	957	82	8.57%
Vote By Mail	957	295	30.83%
Total	957	377	39.39%
20-2016 GLTA			
Polling	1052	131	12.45%
Vote By Mail	1052	361	34.32%
Total	1052	492	46.77%
20-2018 GLTA			
Polling	967	129	13.34%
Vote By Mail	967	376	38.88%

Santa Barbara County
 Statewide Direct Primary Election
 June 3, 2008
 Certified Results

Date:06/24/08
 Time:10:58:21
 Page:7 of 62

	TURN OUT		
	Reg. Voters	Cards Cast	% Turnout
Total	967	505	52.22%
20-2019 GLTA			
Polling	891	92	10.33%
Vote By Mail	891	168	18.86%
Total	891	260	29.18%
20-2020 GLTA			
Polling	631	72	11.41%
Vote By Mail	631	182	28.84%
Total	631	254	40.25%
20-2021 GLTA			
Polling	1093	143	13.08%
Vote By Mail	1093	296	27.08%
Total	1093	439	40.16%
20-2023 GLTA			
Polling	976	119	12.19%
Vote By Mail	976	251	25.72%
Total	976	370	37.91%
20-2024 GLTA			
Polling	850	91	10.71%
Vote By Mail	850	271	31.88%
Total	850	362	42.59%
20-2026 GLTA			
Polling	1084	144	13.28%
Vote By Mail	1084	415	38.28%
Total	1084	559	51.57%
20-2027 GLTA			
Polling	988	146	14.78%
Vote By Mail	988	306	30.97%
Total	988	452	45.75%
20-2032 GLTA			
Polling	1049	148	14.11%
Vote By Mail	1049	330	31.46%
Total	1049	478	45.57%
20-2035 M-SB ISLND			
Polling	9	6	66.67%
Vote By Mail	9	0	0.00%
Total	9	6	66.67%
20-2904 M-HOPE			
Polling	66	30	45.45%
Vote By Mail	66	0	0.00%
Total	66	30	45.45%
20-2915 M-HOPE			

Santa Barbara County
 Statewide Direct Primary Election
 June 3, 2008
 Certified Results

Date:06/24/08
 Time:10:58:21
 Page:8 of 62

	TURN OUT		
	Reg. Voters	Cards Cast	% Turnout
Polling	1	1	100.00%
Vote By Mail	1	0	0.00%
Total	1	1	100.00%
20-3001 GLTA			
Polling	443	30	6.77%
Vote By Mail	443	166	37.47%
Total	443	196	44.24%
20-3003 GLTA			
Polling	995	127	12.76%
Vote By Mail	995	365	36.68%
Total	995	492	49.45%
20-3905 M-GLTA			
Polling	10	3	30.00%
Vote By Mail	10	0	0.00%
Total	10	3	30.00%
20-3955 M-PRDS			
Polling	0	0	-
Vote By Mail	0	0	-
Total	0	0	-
22-2095 M--CITY STBR			
Polling	10	2	20.00%
Vote By Mail	10	0	0.00%
Total	10	2	20.00%
22-2201 CITY STBR			
Polling	1096	119	10.86%
Vote By Mail	1096	192	17.52%
Total	1096	311	28.38%
22-2202 CITY STBR			
Polling	999	112	11.21%
Vote By Mail	999	265	26.53%
Total	999	377	37.74%
22-2203 CITY STBR			
Polling	932	65	6.97%
Vote By Mail	932	229	24.57%
Total	932	294	31.55%
22-2205 CITY STBR			
Polling	1113	122	10.96%
Vote By Mail	1113	378	33.96%
Total	1113	500	44.92%
22-2206 CITY STBR			
Polling	1073	89	8.29%
Vote By Mail	1073	360	33.55%

Santa Barbara County
 Statewide Direct Primary Election
 June 3, 2008
 Certified Results

Date:06/24/08
 Time:10:58:21
 Page:9 of 62

	TURN OUT		
	Reg. Voters	Cards Cast	% Turnout
Total	1073	449	41.85%
22-2208 CITY STBR			
Polling	958	124	12.94%
Vote By Mail	958	242	25.26%
Total	958	366	38.20%
22-2209 CITY STBR			
Polling	1073	153	14.26%
Vote By Mail	1073	265	24.70%
Total	1073	418	38.96%
22-2210 CITY STBR			
Polling	881	117	13.28%
Vote By Mail	881	227	25.77%
Total	881	344	39.05%
22-2211 CITY STBR			
Polling	516	65	12.60%
Vote By Mail	516	137	26.55%
Total	516	202	39.15%
22-2214 CITY STBR			
Polling	704	66	9.38%
Vote By Mail	704	241	34.23%
Total	704	307	43.61%
22-2215 CITY STBR			
Polling	1041	127	12.20%
Vote By Mail	1041	350	33.62%
Total	1041	477	45.82%
22-2216 CITY STBR			
Polling	558	60	10.75%
Vote By Mail	558	136	24.37%
Total	558	196	35.13%
22-2217 CITY STBR			
Polling	842	89	10.57%
Vote By Mail	842	168	19.95%
Total	842	257	30.52%
22-2221 CITY STBR			
Polling	687	115	16.74%
Vote By Mail	687	239	34.79%
Total	687	354	51.53%
22-2222 CITY STBR			
Polling	881	96	10.90%
Vote By Mail	881	218	24.74%
Total	881	314	35.64%
22-2223 CITY STBR			

Santa Barbara County
 Statewide Direct Primary Election
 June 3, 2008
 Certified Results

Date:06/24/08
 Time:10:58:21
 Page:10 of 62

	TURN OUT		
	Reg. Voters	Cards Cast	% Turnout
Polling	1124	179	15.93%
Vote By Mail	1124	336	29.89%
Total	1124	515	45.82%
22-2224 CITY STBR			
Polling	1060	181	17.08%
Vote By Mail	1060	313	29.53%
Total	1060	494	46.60%
22-2226 CITY STBR			
Polling	1124	135	12.01%
Vote By Mail	1124	299	26.60%
Total	1124	434	38.61%
22-2227 CITY STBR			
Polling	1033	105	10.16%
Vote By Mail	1033	374	36.21%
Total	1033	479	46.37%
22-2230 CITY STBR			
Polling	1030	109	10.58%
Vote By Mail	1030	302	29.32%
Total	1030	411	39.90%
22-2232 CITY STBR			
Polling	893	128	14.33%
Vote By Mail	893	252	28.22%
Total	893	380	42.55%
22-2233 CITY STBR			
Polling	878	120	13.67%
Vote By Mail	878	198	22.55%
Total	878	318	36.22%
22-2234 CITY STBR			
Polling	949	117	12.33%
Vote By Mail	949	274	28.87%
Total	949	391	41.20%
22-2235 CITY STBR			
Polling	461	53	11.50%
Vote By Mail	461	93	20.17%
Total	461	146	31.67%
22-2237 CITY STBR			
Polling	632	65	10.28%
Vote By Mail	632	227	35.92%
Total	632	292	46.20%
22-2239 CITY STBR			
Polling	1115	138	12.38%
Vote By Mail	1115	407	36.50%

Santa Barbara County
 Statewide Direct Primary Election
 June 3, 2008
 Certified Results

Date:06/24/08
 Time:10:58:21
 Page:11 of 62

	TURN OUT		
	Reg. Voters	Cards Cast	% Turnout
Total	1115	545	48.88%
22-2241 CITY STBR			
Polling	1001	110	10.99%
Vote By Mail	1001	433	43.26%
Total	1001	543	54.25%
22-3801 M-AIRPORT			
Polling	0	0	-
Vote By Mail	0	0	-
Total	0	0	-
28-2025 CITY GLTA			
Polling	309	40	12.94%
Vote By Mail	309	79	25.57%
Total	309	119	38.51%
28-2031 CITY GLTA			
Polling	1155	145	12.55%
Vote By Mail	1155	464	40.17%
Total	1155	609	52.73%
28-2033 CITY GLTA			
Polling	1082	151	13.96%
Vote By Mail	1082	396	36.60%
Total	1082	547	50.55%
28-3005 CITY GLTA			
Polling	661	64	9.68%
Vote By Mail	661	249	37.67%
Total	661	313	47.35%
28-3007 CITY GLTA			
Polling	747	90	12.05%
Vote By Mail	747	186	24.90%
Total	747	276	36.95%
28-3008 CITY GLTA			
Polling	734	87	11.85%
Vote By Mail	734	146	19.89%
Total	734	233	31.74%
30-0120 M-PUR			
Polling	2	0	0.00%
Vote By Mail	2	0	0.00%
Total	2	0	0.00%
30-0917 M-ORCT			
Polling	0	0	-
Vote By Mail	0	0	-
Total	0	0	-
30-0992 M-LSAL			

Santa Barbara County
 Statewide Direct Primary Election
 June 3, 2008
 Certified Results

Date:06/24/08
 Time:10:58:21
 Page:12 of 62

	TURN OUT		
	Reg. Voters	Cards Cast	% Turnout
Polling	47	26	55.32%
Vote By Mail	47	0	0.00%
Total	47	26	55.32%
30-3014 M-GLTA			
Polling	47	20	42.55%
Vote By Mail	47	0	0.00%
Total	47	20	42.55%
30-3017 UCSB			
Polling	515	93	18.06%
Vote By Mail	515	57	11.07%
Total	515	150	29.13%
30-3019 UCSB			
Polling	666	119	17.87%
Vote By Mail	666	118	17.72%
Total	666	237	35.59%
30-3020 UCSB			
Polling	927	158	17.04%
Vote By Mail	927	7	0.76%
Total	927	165	17.80%
30-3021 IV			
Polling	684	76	11.11%
Vote By Mail	684	8	1.17%
Total	684	84	12.28%
30-3022 IV			
Polling	717	88	12.27%
Vote By Mail	717	27	3.77%
Total	717	115	16.04%
30-3023 IV			
Polling	431	59	13.69%
Vote By Mail	431	16	3.71%
Total	431	75	17.40%
30-3024 IV			
Polling	748	69	9.22%
Vote By Mail	748	18	2.41%
Total	748	87	11.63%
30-3026 UCSB			
Polling	895	109	12.18%
Vote By Mail	895	5	0.56%
Total	895	114	12.74%
30-3027 UCSB			
Polling	905	117	12.93%
Vote By Mail	905	5	0.55%

Santa Barbara County
 Statewide Direct Primary Election
 June 3, 2008
 Certified Results

Date:06/24/08
 Time:10:58:21
 Page:13 of 62

	TURN OUT		
	Reg. Voters	Cards Cast	% Turnout
Total	905	122	13.48%
30-3028 UCSB			
Polling	544	85	15.63%
Vote By Mail	544	4	0.74%
Total	544	89	16.36%
30-3029 UCSB			
Polling	987	135	13.68%
Vote By Mail	987	8	0.81%
Total	987	143	14.49%
30-3031 IV			
Polling	907	125	13.78%
Vote By Mail	907	73	8.05%
Total	907	198	21.83%
30-3032 IV			
Polling	523	88	16.83%
Vote By Mail	523	18	3.44%
Total	523	106	20.27%
30-3033 IV			
Polling	721	103	14.29%
Vote By Mail	721	14	1.94%
Total	721	117	16.23%
30-3036 IV			
Polling	554	88	15.88%
Vote By Mail	554	16	2.89%
Total	554	104	18.77%
30-3049 GLTA			
Polling	371	96	25.88%
Vote By Mail	371	92	24.80%
Total	371	188	50.67%
30-3050 M-GLTA			
Polling	108	52	48.15%
Vote By Mail	108	0	0.00%
Total	108	52	48.15%
30-3051 M-GLTA			
Polling	135	61	45.19%
Vote By Mail	135	0	0.00%
Total	135	61	45.19%
30-3053 M-GLTA			
Polling	0	0	-
Vote By Mail	0	0	-
Total	0	0	-
30-3056 M-STYN			

Santa Barbara County
 Statewide Direct Primary Election
 June 3, 2008
 Certified Results

Date:06/24/08
 Time:10:58:21
 Page:14 of 62

	TURN OUT		
	Reg. Voters	Cards Cast	% Turnout
Polling	4	0	0.00%
Vote By Mail	4	0	0.00%
Total	4	0	0.00%
30-3058 M-STYN			
Polling	198	71	35.86%
Vote By Mail	198	0	0.00%
Total	198	71	35.86%
30-3059 STYN			
Polling	679	88	12.96%
Vote By Mail	679	234	34.46%
Total	679	322	47.42%
30-3060 STYN			
Polling	659	105	15.93%
Vote By Mail	659	239	36.27%
Total	659	344	52.20%
30-3061 STYN			
Polling	1085	177	16.31%
Vote By Mail	1085	395	36.41%
Total	1085	572	52.72%
30-3062 STYN			
Polling	1083	198	18.28%
Vote By Mail	1083	323	29.82%
Total	1083	521	48.11%
30-3066 SLVG			
Polling	300	32	10.67%
Vote By Mail	300	128	42.67%
Total	300	160	53.33%
30-3068 M-SLVG			
Polling	125	80	64.00%
Vote By Mail	125	0	0.00%
Total	125	80	64.00%
30-3069 BLRD			
Polling	856	130	15.19%
Vote By Mail	856	320	37.38%
Total	856	450	52.57%
30-3071 LSOL			
Polling	968	207	21.38%
Vote By Mail	968	324	33.47%
Total	968	531	54.86%
30-3073 BLTN			
Polling	411	34	8.27%
Vote By Mail	411	161	39.17%

Santa Barbara County
 Statewide Direct Primary Election
 June 3, 2008
 Certified Results

Date:06/24/08
 Time:10:58:21
 Page:15 of 62

	TURN OUT		
	Reg. Voters	Cards Cast	% Turnout
Total	411	195	47.45%
30-3075 M-BLTN			
Polling	80	37	46.25%
Vote By Mail	80	0	0.00%
Total	80	37	46.25%
30-3077 M-VIST			
Polling	130	65	50.00%
Vote By Mail	130	0	0.00%
Total	130	65	50.00%
30-3078 M-VIST			
Polling	0	0	-
Vote By Mail	0	0	-
Total	0	0	-
30-3079 M-VIST			
Polling	9	0	0.00%
Vote By Mail	9	0	0.00%
Total	9	0	0.00%
30-3080 M-VIST			
Polling	133	54	40.60%
Vote By Mail	133	0	0.00%
Total	133	54	40.60%
30-3081 M-VIST			
Polling	0	0	-
Vote By Mail	0	0	-
Total	0	0	-
30-3082 M-VIST			
Polling	46	21	45.65%
Vote By Mail	46	0	0.00%
Total	46	21	45.65%
30-3083 M-PUR			
Polling	58	19	32.76%
Vote By Mail	58	0	0.00%
Total	58	19	32.76%
30-3085 M-PUR			
Polling	82	39	47.56%
Vote By Mail	82	0	0.00%
Total	82	39	47.56%
30-3086 M-PUR			
Polling	34	13	38.24%
Vote By Mail	34	0	0.00%
Total	34	13	38.24%
30-3092 LSAL			

Santa Barbara County
 Statewide Direct Primary Election
 June 3, 2008
 Certified Results

Date:06/24/08
 Time:10:58:21
 Page:16 of 62

	TURN OUT		
	Reg. Voters	Cards Cast	% Turnout
Polling	738	103	13.96%
Vote By Mail	738	211	28.59%
Total	738	314	42.55%
30-3095 IV			
Polling	662	86	12.99%
Vote By Mail	662	30	4.53%
Total	662	116	17.52%
30-3914 M-GLTA			
Polling	36	15	41.67%
Vote By Mail	36	0	0.00%
Total	36	15	41.67%
30-3950 M-GLTA			
Polling	19	8	42.11%
Vote By Mail	19	0	0.00%
Total	19	8	42.11%
30-3954 M-PRDS			
Polling	0	0	-
Vote By Mail	0	0	-
Total	0	0	-
30-3966 M-SLVG			
Polling	3	1	33.33%
Vote By Mail	3	0	0.00%
Total	3	1	33.33%
30-3978 M-VIST			
Polling	0	0	-
Vote By Mail	0	0	-
Total	0	0	-
30-3980 M-VIST			
Polling	0	0	-
Vote By Mail	0	0	-
Total	0	0	-
30-3984 M-PUR			
Polling	9	4	44.44%
Vote By Mail	9	0	0.00%
Total	9	4	44.44%
30-3986 M-PUR			
Polling	46	26	56.52%
Vote By Mail	46	0	0.00%
Total	46	26	56.52%
30-3987 PUR			
Polling	362	35	9.67%
Vote By Mail	362	144	39.78%

Santa Barbara County
 Statewide Direct Primary Election
 June 3, 2008
 Certified Results

Date:06/24/08
 Time:10:58:21
 Page:17 of 62

	TURN OUT		
	Reg. Voters	Cards Cast	% Turnout
Total	362	179	49.45%
30-3994 M-ORCT			
Polling	1	1	100.00%
Vote By Mail	1	0	0.00%
Total	1	1	100.00%
30-4001 M-VDBG			
Polling	0	0	-
Vote By Mail	0	0	-
Total	0	0	-
30-4002 VDBG			
Polling	469	11	2.35%
Vote By Mail	469	36	7.68%
Total	469	47	10.02%
30-4006 PUR			
Polling	1018	153	15.03%
Vote By Mail	1018	222	21.81%
Total	1018	375	36.84%
30-4009 PUR			
Polling	759	75	9.88%
Vote By Mail	759	280	36.89%
Total	759	355	46.77%
30-4010 PUR			
Polling	921	129	14.01%
Vote By Mail	921	307	33.33%
Total	921	436	47.34%
30-4012 PUR			
Polling	761	93	12.22%
Vote By Mail	761	349	45.86%
Total	761	442	58.08%
30-4014 M-PUR			
Polling	0	0	-
Vote By Mail	0	0	-
Total	0	0	-
30-4017 M-ORCT			
Polling	0	0	-
Vote By Mail	0	0	-
Total	0	0	-
30-4915 M-CSML			
Polling	0	0	-
Vote By Mail	0	0	-
Total	0	0	-
30-5903 M-LSOL			

Santa Barbara County
 Statewide Direct Primary Election
 June 3, 2008
 Certified Results

Date:06/24/08
 Time:10:58:21
 Page:18 of 62

	TURN OUT		
	Reg. Voters	Cards Cast	% Turnout
Polling	52	26	50.00%
Vote By Mail	52	0	0.00%
Total	52	26	50.00%
31-3501 M-CITY LMPC			
Polling	76	17	22.37%
Vote By Mail	76	0	0.00%
Total	76	17	22.37%
31-4525 M-CITY LMPC			
Polling	238	100	42.02%
Vote By Mail	238	0	0.00%
Total	238	100	42.02%
32-3201 M-AIRPORT			
Polling	0	0	-
Vote By Mail	0	0	-
Total	0	0	-
36-3301 M-CITY SLVG			
Polling	120	81	67.50%
Vote By Mail	120	0	0.00%
Total	120	81	67.50%
36-3302 CITY SLVG			
Polling	785	123	15.67%
Vote By Mail	785	254	32.36%
Total	785	377	48.03%
36-3303 CITY SLVG			
Polling	849	148	17.43%
Vote By Mail	849	317	37.34%
Total	849	465	54.77%
36-3304 CITY SLVG			
Polling	1065	155	14.55%
Vote By Mail	1065	383	35.96%
Total	1065	538	50.52%
36-3305 M-CITY SLVG			
Polling	194	137	70.62%
Vote By Mail	194	0	0.00%
Total	194	137	70.62%
37-3401 CITY BLTN			
Polling	405	53	13.09%
Vote By Mail	405	111	27.41%
Total	405	164	40.49%
37-3402 CITY BLTN			
Polling	1061	145	13.67%
Vote By Mail	1061	274	25.82%

Santa Barbara County
 Statewide Direct Primary Election
 June 3, 2008
 Certified Results

Date:06/24/08
 Time:10:58:21
 Page:19 of 62

	TURN OUT		
	Reg. Voters	Cards Cast	% Turnout
Total	1061	419	39.49%
37-3403 CITY BLTN			
Polling	945	144	15.24%
Vote By Mail	945	353	37.35%
Total	945	497	52.59%
38-3006 CITY GLTA			
Polling	1064	209	19.64%
Vote By Mail	1064	360	33.83%
Total	1064	569	53.48%
38-3011 CITY GLTA			
Polling	1107	198	17.89%
Vote By Mail	1107	350	31.62%
Total	1107	548	49.50%
38-3015 CITY GLTA			
Polling	477	116	24.32%
Vote By Mail	477	154	32.29%
Total	477	270	56.60%
38-3016 CITY GLTA			
Polling	1093	165	15.10%
Vote By Mail	1093	272	24.89%
Total	1093	437	39.98%
38-3039 CITY GLTA			
Polling	760	132	17.37%
Vote By Mail	760	174	22.89%
Total	760	306	40.26%
38-3040 CITY GLTA			
Polling	708	113	15.96%
Vote By Mail	708	205	28.95%
Total	708	318	44.92%
38-3041 CITY GLTA			
Polling	919	161	17.52%
Vote By Mail	919	229	24.92%
Total	919	390	42.44%
38-3042 CITY GLTA			
Polling	1247	214	17.16%
Vote By Mail	1247	331	26.54%
Total	1247	545	43.70%
38-3043 CITY GLTA			
Polling	1010	166	16.44%
Vote By Mail	1010	181	17.92%
Total	1010	347	34.36%
38-3045 CITY GLTA			

Santa Barbara County
 Statewide Direct Primary Election
 June 3, 2008
 Certified Results

Date:06/24/08
 Time:10:58:21
 Page:20 of 62

	TURN OUT		
	Reg. Voters	Cards Cast	% Turnout
Polling	1110	178	16.04%
Vote By Mail	1110	337	30.36%
Total	1110	515	46.40%
38-3047 CITY GLTA			
Polling	1073	186	17.33%
Vote By Mail	1073	280	26.10%
Total	1073	466	43.43%
38-3916 M-CITY GLTA			
Polling	235	67	28.51%
Vote By Mail	235	0	0.00%
Total	235	67	28.51%
38-9008 M-CITY GLTA			
Polling	0	0	-
Vote By Mail	0	0	-
Total	0	0	-
40-0012 M-PUR			
Polling	10	6	60.00%
Vote By Mail	10	0	0.00%
Total	10	6	60.00%
40-0915 M-CSML			
Polling	49	17	34.69%
Vote By Mail	49	0	0.00%
Total	49	17	34.69%
40-0918 M-ORCT			
Polling	3	2	66.67%
Vote By Mail	3	0	0.00%
Total	3	2	66.67%
40-0921 M-STMR			
Polling	0	0	-
Vote By Mail	0	0	-
Total	0	0	-
40-0926 M-ORCT			
Polling	2	2	100.00%
Vote By Mail	2	0	0.00%
Total	2	2	100.00%
40-3087 PUR			
Polling	1026	147	14.33%
Vote By Mail	1026	254	24.76%
Total	1026	401	39.08%
40-3088 PUR			
Polling	937	147	15.69%
Vote By Mail	937	341	36.39%

Santa Barbara County
 Statewide Direct Primary Election
 June 3, 2008
 Certified Results

Date:06/24/08
 Time:10:58:21
 Page:21 of 62

	TURN OUT		
	Reg. Voters	Cards Cast	% Turnout
Total	937	488	52.08%
40-3090 M-PUR			
Polling	0	0	-
Vote By Mail	0	0	-
Total	0	0	-
40-3091 PUR			
Polling	429	48	11.19%
Vote By Mail	429	169	39.39%
Total	429	217	50.58%
40-3093 M-LSAL			
Polling	44	27	61.36%
Vote By Mail	44	0	0.00%
Total	44	27	61.36%
40-4003 M-PUR			
Polling	26	11	42.31%
Vote By Mail	26	0	0.00%
Total	26	11	42.31%
40-4015 M-CSML			
Polling	0	0	-
Vote By Mail	0	0	-
Total	0	0	-
40-4018 M-ORCT			
Polling	2	2	100.00%
Vote By Mail	2	0	0.00%
Total	2	2	100.00%
40-4019 ORCT			
Polling	445	69	15.51%
Vote By Mail	445	169	37.98%
Total	445	238	53.48%
40-4021 ORCT			
Polling	928	127	13.69%
Vote By Mail	928	359	38.69%
Total	928	486	52.37%
40-4022 ORCT			
Polling	879	116	13.20%
Vote By Mail	879	240	27.30%
Total	879	356	40.50%
40-4023 ORCT			
Polling	961	118	12.28%
Vote By Mail	961	259	26.95%
Total	961	377	39.23%
40-4025 ORCT			

Santa Barbara County
 Statewide Direct Primary Election
 June 3, 2008
 Certified Results

Date:06/24/08
 Time:10:58:21
 Page:22 of 62

	TURN OUT		
	Reg. Voters	Cards Cast	% Turnout
Polling	419	47	11.22%
Vote By Mail	419	113	26.97%
Total	419	160	38.19%
40-4026 ORCT			
Polling	551	65	11.80%
Vote By Mail	551	194	35.21%
Total	551	259	47.01%
40-4027 ORCT			
Polling	956	149	15.59%
Vote By Mail	956	381	39.85%
Total	956	530	55.44%
40-4028 ORCT			
Polling	834	153	18.35%
Vote By Mail	834	299	35.85%
Total	834	452	54.20%
40-4030 ORCT			
Polling	779	99	12.71%
Vote By Mail	779	346	44.42%
Total	779	445	57.12%
40-4031 ORCT			
Polling	1057	112	10.60%
Vote By Mail	1057	262	24.79%
Total	1057	374	35.38%
40-4032 ORCT			
Polling	761	129	16.95%
Vote By Mail	761	207	27.20%
Total	761	336	44.15%
40-4034 ORCT			
Polling	864	129	14.93%
Vote By Mail	864	232	26.85%
Total	864	361	41.78%
40-4035 ORCT			
Polling	978	128	13.09%
Vote By Mail	978	294	30.06%
Total	978	422	43.15%
40-4037 ORCT			
Polling	943	111	11.77%
Vote By Mail	943	283	30.01%
Total	943	394	41.78%
40-4039 ORCT			
Polling	889	95	10.69%
Vote By Mail	889	233	26.21%

Santa Barbara County
 Statewide Direct Primary Election
 June 3, 2008
 Certified Results

Date:06/24/08
 Time:10:58:21
 Page:23 of 62

	TURN OUT		
	Reg. Voters	Cards Cast	% Turnout
Total	889	328	36.90%
40-4040 ORCT			
Polling	923	98	10.62%
Vote By Mail	923	341	36.94%
Total	923	439	47.56%
40-4041 ORCT			
Polling	766	77	10.05%
Vote By Mail	766	211	27.55%
Total	766	288	37.60%
40-4042 ORCT			
Polling	804	104	12.94%
Vote By Mail	804	209	26.00%
Total	804	313	38.93%
40-4044 ORCT			
Polling	779	107	13.74%
Vote By Mail	779	233	29.91%
Total	779	340	43.65%
40-4046 M-ORCT			
Polling	107	48	44.86%
Vote By Mail	107	0	0.00%
Total	107	48	44.86%
40-4918 M-ORCT			
Polling	0	0	-
Vote By Mail	0	0	-
Total	0	0	-
40-4926 M-ORCT			
Polling	5	0	0.00%
Vote By Mail	5	0	0.00%
Total	5	0	0.00%
40-5006 ORCT			
Polling	345	76	22.03%
Vote By Mail	345	113	32.75%
Total	345	189	54.78%
40-5009 ORCT			
Polling	272	35	12.87%
Vote By Mail	272	165	60.66%
Total	272	200	73.53%
40-5010 ORCT			
Polling	886	72	8.13%
Vote By Mail	886	319	36.00%
Total	886	391	44.13%
40-5012 M-ORCT			

Santa Barbara County
 Statewide Direct Primary Election
 June 3, 2008
 Certified Results

Date:06/24/08
 Time:10:58:22
 Page:24 of 62

	TURN OUT		
	Reg. Voters	Cards Cast	% Turnout
Polling	177	53	29.94%
Vote By Mail	177	0	0.00%
Total	177	53	29.94%
40-5013 STMR			
Polling	556	57	10.25%
Vote By Mail	556	73	13.13%
Total	556	130	23.38%
40-5014 M-STMR			
Polling	59	27	45.76%
Vote By Mail	59	0	0.00%
Total	59	27	45.76%
40-5020 M-GDLP			
Polling	30	10	33.33%
Vote By Mail	30	0	0.00%
Total	30	10	33.33%
40-5021 M-STMR			
Polling	3	1	33.33%
Vote By Mail	3	0	0.00%
Total	3	1	33.33%
40-5905 M-SISQ			
Polling	18	10	55.56%
Vote By Mail	18	0	0.00%
Total	18	10	55.56%
40-5906 M-ORCT			
Polling	42	22	52.38%
Vote By Mail	42	0	0.00%
Total	42	22	52.38%
40-5914 M-STMR			
Polling	3	1	33.33%
Vote By Mail	3	0	0.00%
Total	3	1	33.33%
40-5920 M-GDLP			
Polling	5	2	40.00%
Vote By Mail	5	0	0.00%
Total	5	2	40.00%
41-4501 CITY LMPC			
Polling	982	102	10.39%
Vote By Mail	982	279	28.41%
Total	982	381	38.80%
41-4502 CITY LMPC			
Polling	860	94	10.93%
Vote By Mail	860	267	31.05%

Santa Barbara County
 Statewide Direct Primary Election
 June 3, 2008
 Certified Results

Date:06/24/08
 Time:10:58:22
 Page:25 of 62

	TURN OUT		
	Reg. Voters	Cards Cast	% Turnout
Total	860	361	41.98%
41-4504 CITY LMPC			
Polling	779	111	14.25%
Vote By Mail	779	184	23.62%
Total	779	295	37.87%
41-4505 CITY LMPC			
Polling	818	101	12.35%
Vote By Mail	818	265	32.40%
Total	818	366	44.74%
41-4506 CITY LMPC			
Polling	895	108	12.07%
Vote By Mail	895	310	34.64%
Total	895	418	46.70%
41-4508 CITY LMPC			
Polling	934	92	9.85%
Vote By Mail	934	236	25.27%
Total	934	328	35.12%
41-4510 CITY LMPC			
Polling	987	108	10.94%
Vote By Mail	987	168	17.02%
Total	987	276	27.96%
41-4512 CITY LMPC			
Polling	1029	122	11.86%
Vote By Mail	1029	246	23.91%
Total	1029	368	35.76%
41-4513 CITY LMPC			
Polling	972	78	8.02%
Vote By Mail	972	265	27.26%
Total	972	343	35.29%
41-4516 CITY LMPC			
Polling	968	126	13.02%
Vote By Mail	968	222	22.93%
Total	968	348	35.95%
41-4518 CITY LMPC			
Polling	1077	137	12.72%
Vote By Mail	1077	300	27.86%
Total	1077	437	40.58%
41-4519 CITY LMPC			
Polling	1060	132	12.45%
Vote By Mail	1060	265	25.00%
Total	1060	397	37.45%
41-4521 CITY LMPC			

Santa Barbara County
 Statewide Direct Primary Election
 June 3, 2008
 Certified Results

Date:06/24/08
 Time:10:58:22
 Page:26 of 62

	TURN OUT		
	Reg. Voters	Cards Cast	% Turnout
Polling	1010	100	9.90%
Vote By Mail	1010	213	21.09%
Total	1010	313	30.99%
41-4522 CITY LMPC			
Polling	518	54	10.42%
Vote By Mail	518	171	33.01%
Total	518	225	43.44%
41-4524 CITY LMPC			
Polling	464	56	12.07%
Vote By Mail	464	136	29.31%
Total	464	192	41.38%
43-5809 M-CITY STMR			
Polling	211	130	61.61%
Vote By Mail	211	0	0.00%
Total	211	130	61.61%
43-5814 M-CITY STMR			
Polling	18	5	27.78%
Vote By Mail	18	0	0.00%
Total	18	5	27.78%
43-5913 M-CITY STMR			
Polling	0	0	-
Vote By Mail	0	0	-
Total	0	0	-
44-5701 CITY GDLP			
Polling	709	58	8.18%
Vote By Mail	709	101	14.25%
Total	709	159	22.43%
44-5702 CITY GDLP			
Polling	1188	94	7.91%
Vote By Mail	1188	235	19.78%
Total	1188	329	27.69%
50-3992 M-LSAL			
Polling	1	0	0.00%
Vote By Mail	1	0	0.00%
Total	1	0	0.00%
50-5001 M-CYM			
Polling	45	21	46.67%
Vote By Mail	45	0	0.00%
Total	45	21	46.67%
50-5002 M-LSOL			
Polling	0	0	-
Vote By Mail	0	0	-

Santa Barbara County
 Statewide Direct Primary Election
 June 3, 2008
 Certified Results

Date:06/24/08
 Time:10:58:22
 Page:27 of 62

	TURN OUT		
	Reg. Voters	Cards Cast	% Turnout
Total	0	0	-
50-5003 M-LSOL			
Polling	1	1	100.00%
Vote By Mail	1	0	0.00%
Total	1	1	100.00%
50-5004 M-SISQ			
Polling	155	76	49.03%
Vote By Mail	155	0	0.00%
Total	155	76	49.03%
50-5005 M-SISQ			
Polling	198	77	38.89%
Vote By Mail	198	0	0.00%
Total	198	77	38.89%
50-5007 M-STMR			
Polling	93	47	50.54%
Vote By Mail	93	0	0.00%
Total	93	47	50.54%
50-5016 M-STMR			
Polling	117	46	39.32%
Vote By Mail	117	0	0.00%
Total	117	46	39.32%
50-5901 CYM			
Polling	322	36	11.18%
Vote By Mail	322	73	22.67%
Total	322	109	33.85%
50-5902 M-LOS PDRS			
Polling	0	0	-
Vote By Mail	0	0	-
Total	0	0	-
50-5904 M-SISQ			
Polling	26	7	26.92%
Vote By Mail	26	0	0.00%
Total	26	7	26.92%
50-5916 M-STMR			
Polling	12	4	33.33%
Vote By Mail	12	0	0.00%
Total	12	4	33.33%
50-5994 M-STMR			
Polling	36	10	27.78%
Vote By Mail	36	0	0.00%
Total	36	10	27.78%
50-9005 M-SISQ			

Santa Barbara County
 Statewide Direct Primary Election
 June 3, 2008
 Certified Results

Date:06/24/08
 Time:10:58:22
 Page:28 of 62

	TURN OUT		
	Reg. Voters	Cards Cast	% Turnout
Polling	95	45	47.37%
Vote By Mail	95	0	0.00%
Total	95	45	47.37%
53-5601 M-CITY STMR			
Polling	68	17	25.00%
Vote By Mail	68	0	0.00%
Total	68	17	25.00%
53-5602 CITY STMR			
Polling	463	40	8.64%
Vote By Mail	463	185	39.96%
Total	463	225	48.60%
53-5603 CITY STMR			
Polling	753	66	8.76%
Vote By Mail	753	263	34.93%
Total	753	329	43.69%
53-5604 CITY STMR			
Polling	967	76	7.86%
Vote By Mail	967	334	34.54%
Total	967	410	42.40%
53-5605 CITY STMR			
Polling	1034	77	7.45%
Vote By Mail	1034	269	26.02%
Total	1034	346	33.46%
53-5606 CITY STMR			
Polling	1151	111	9.64%
Vote By Mail	1151	244	21.20%
Total	1151	355	30.84%
53-5607 CITY STMR			
Polling	788	56	7.11%
Vote By Mail	788	219	27.79%
Total	788	275	34.90%
53-5608 CITY STMR			
Polling	902	82	9.09%
Vote By Mail	902	228	25.28%
Total	902	310	34.37%
53-5613 CITY STMR			
Polling	841	56	6.66%
Vote By Mail	841	140	16.65%
Total	841	196	23.31%
53-5614 CITY STMR			
Polling	1122	59	5.26%
Vote By Mail	1122	184	16.40%

Santa Barbara County
 Statewide Direct Primary Election
 June 3, 2008
 Certified Results

Date:06/24/08
 Time:10:58:22
 Page:29 of 62

	TURN OUT		
	Reg. Voters	Cards Cast	% Turnout
Total	1122	243	21.66%
53-5615 CITY STMR			
Polling	712	47	6.60%
Vote By Mail	712	120	16.85%
Total	712	167	23.46%
53-5617 CITY STMR			
Polling	860	126	14.65%
Vote By Mail	860	205	23.84%
Total	860	331	38.49%
53-5618 CITY STMR			
Polling	851	70	8.23%
Vote By Mail	851	207	24.32%
Total	851	277	32.55%
53-5619 CITY STMR			
Polling	825	100	12.12%
Vote By Mail	825	306	37.09%
Total	825	406	49.21%
53-5620 CITY STMR			
Polling	1104	127	11.50%
Vote By Mail	1104	423	38.32%
Total	1104	550	49.82%
53-5621 CITY STMR			
Polling	541	44	8.13%
Vote By Mail	541	139	25.69%
Total	541	183	33.83%
53-5623 CITY STMR			
Polling	806	63	7.82%
Vote By Mail	806	248	30.77%
Total	806	311	38.59%
53-5624 CITY STMR			
Polling	877	68	7.75%
Vote By Mail	877	225	25.66%
Total	877	293	33.41%
53-5625 M-CITY STMR			
Polling	4	2	50.00%
Vote By Mail	4	0	0.00%
Total	4	2	50.00%
53-5626 CITY STMR			
Polling	764	61	7.98%
Vote By Mail	764	164	21.47%
Total	764	225	29.45%
53-5628 CITY STMR			

Santa Barbara County
 Statewide Direct Primary Election
 June 3, 2008
 Certified Results

Date:06/24/08
 Time:10:58:22
 Page:30 of 62

	TURN OUT		
	Reg. Voters	Cards Cast	% Turnout
Polling	701	53	7.56%
Vote By Mail	701	90	12.84%
Total	701	143	20.40%
53-5630 CITY STMR			
Polling	981	64	6.52%
Vote By Mail	981	149	15.19%
Total	981	213	21.71%
53-5631 CITY STMR			
Polling	718	56	7.80%
Vote By Mail	718	135	18.80%
Total	718	191	26.60%
53-5632 CITY STMR			
Polling	1120	89	7.95%
Vote By Mail	1120	255	22.77%
Total	1120	344	30.71%
53-5633 CITY STMR			
Polling	1130	68	6.02%
Vote By Mail	1130	283	25.04%
Total	1130	351	31.06%
53-5636 CITY STMR			
Polling	929	88	9.47%
Vote By Mail	929	382	41.12%
Total	929	470	50.59%
53-5637 CITY STMR			
Polling	749	41	5.47%
Vote By Mail	749	175	23.36%
Total	749	216	28.84%
53-5640 CITY STMR			
Polling	1052	64	6.08%
Vote By Mail	1052	132	12.55%
Total	1052	196	18.63%
53-5641 CITY STMR			
Polling	953	63	6.61%
Vote By Mail	953	246	25.81%
Total	953	309	32.42%
53-5803 M-CITY STMR			
Polling	135	72	53.33%
Vote By Mail	135	0	0.00%
Total	135	72	53.33%
53-5805 CITY STMR			
Polling	926	57	6.16%
Vote By Mail	926	184	19.87%

Santa Barbara County
 Statewide Direct Primary Election
 June 3, 2008
 Certified Results

Date:06/24/08
 Time:10:58:22
 Page:31 of 62

	TURN OUT		
	Reg. Voters	Cards Cast	% Turnout
Total	926	241	26.03%
53-5843 CITY STMR			
Polling	976	60	6.15%
Vote By Mail	976	158	16.19%
Total	976	218	22.34%
Total			
Polling	188277	24157	12.83%
Vote By Mail	188277	49653	26.37%
Total	188277	73810	39.20%

Santa Barbara County
Statewide Direct Primary Election
June 3, 2008
Certified Results

Date:06/24/08
Time:10:58:22
Page:32 of 62

SUPERIOR COURT JUDGE OFFICE NO. 5

	Reg. Voters	Total Votes	JOHN MACKINNON	JED BEEBE	LYNN S. CUTLER	KEVIN READY
Jurisdiction Wide						
10-0026 M-MCYN						
Polling	52	24	3 12.50%	7 29.17%	6 25.00%	8 33.33%
Vote By Mail	52	0	0 -	0 -	0 -	0 -
Total	52	24	3 12.50%	7 29.17%	6 25.00%	8 33.33%
10-1002 CARP						
Polling	802	39	18 46.15%	5 12.82%	11 28.21%	5 12.82%
Vote By Mail	802	167	62 37.13%	27 16.17%	39 23.35%	39 23.35%
Total	802	206	80 38.83%	32 15.53%	50 24.27%	44 21.36%
10-1006 CARP						
Polling	1072	77	35 45.45%	7 9.09%	14 18.18%	20 25.97%
Vote By Mail	1072	290	121 41.72%	50 17.24%	58 20.00%	60 20.69%
Total	1072	367	156 42.51%	57 15.53%	72 19.62%	80 21.80%
10-1007 CARP						
Polling	592	36	14 38.89%	7 19.44%	10 27.78%	4 11.11%
Vote By Mail	592	165	53 32.12%	32 19.39%	27 16.36%	52 31.52%
Total	592	201	67 33.33%	39 19.40%	37 18.41%	56 27.86%
10-1008 SMLD						
Polling	648	48	16 33.33%	11 22.92%	11 22.92%	9 18.75%
Vote By Mail	648	113	35 30.97%	14 12.39%	32 28.32%	32 28.32%
Total	648	161	51 31.68%	25 15.53%	43 26.71%	41 25.47%
10-1010 MONT						
Polling	1147	91	37 40.66%	10 10.99%	17 18.68%	27 29.67%
Vote By Mail	1147	284	121 42.61%	44 15.49%	48 16.90%	70 24.65%
Total	1147	375	158 42.13%	54 14.40%	65 17.33%	97 25.87%
10-1013 MONT						
Polling	1152	92	35 38.04%	14 15.22%	19 20.65%	22 23.91%
Vote By Mail	1152	273	89 32.60%	65 23.81%	68 24.91%	51 18.68%
Total	1152	365	124 33.97%	79 21.64%	87 23.84%	73 20.00%
10-1015 MONT						
Polling	1088	85	41 48.24%	16 18.82%	13 15.29%	15 17.65%
Vote By Mail	1088	238	91 38.24%	46 19.33%	45 18.91%	56 23.53%
Total	1088	323	132 40.87%	62 19.20%	58 17.96%	71 21.98%
10-1018 MONT						
Polling	963	66	24 36.36%	17 25.76%	7 10.61%	18 27.27%
Vote By Mail	963	267	100 37.45%	57 21.35%	46 17.23%	63 23.60%
Total	963	333	124 37.24%	74 22.22%	53 15.92%	81 24.32%
10-1021 CSPR						
Polling	697	32	7 21.88%	9 28.13%	5 15.63%	11 34.38%
Vote By Mail	697	120	46 38.33%	22 18.33%	31 25.83%	21 17.50%
Total	697	152	53 34.87%	31 20.39%	36 23.68%	32 21.05%
10-1023 CSPR						

Santa Barbara County
Statewide Direct Primary Election
June 3, 2008
Certified Results

Date:06/24/08
Time:10:58:22
Page:33 of 62

SUPERIOR COURT JUDGE OFFICE NO. 5

	Reg. Voters	Total Votes	JOHN MACKINNON	JED BEEBE	LYNN S. CUTLER	KEVIN READY
Polling	978	72	35 48.61%	15 20.83%	6 8.33%	16 22.22%
Vote By Mail	978	235	88 37.45%	61 25.96%	37 15.74%	47 20.00%
Total	978	307	123 40.07%	76 24.76%	43 14.01%	63 20.52%
10-1024 M-STYN						
Polling	18	4	1 25.00%	0 0.00%	1 25.00%	2 50.00%
Vote By Mail	18	0	0 -	0 -	0 -	0 -
Total	18	4	1 25.00%	0 0.00%	1 25.00%	2 50.00%
10-1026 MCYN						
Polling	693	74	21 28.38%	16 21.62%	10 13.51%	27 36.49%
Vote By Mail	693	174	57 32.76%	30 17.24%	24 13.79%	60 34.48%
Total	693	248	78 31.45%	46 18.55%	34 13.71%	87 35.08%
10-1027 MCYN						
Polling	706	69	21 30.43%	14 20.29%	10 14.49%	24 34.78%
Vote By Mail	706	177	40 22.60%	35 19.77%	37 20.90%	63 35.59%
Total	706	246	61 24.80%	49 19.92%	47 19.11%	87 35.37%
10-1028 MCYN						
Polling	454	63	17 26.98%	13 20.63%	10 15.87%	22 34.92%
Vote By Mail	454	107	31 28.97%	27 25.23%	24 22.43%	24 22.43%
Total	454	170	48 28.24%	40 23.53%	34 20.00%	46 27.06%
10-1032 M-CARP						
Polling	25	9	3 33.33%	3 33.33%	2 22.22%	1 11.11%
Vote By Mail	25	0	0 -	0 -	0 -	0 -
Total	25	9	3 33.33%	3 33.33%	2 22.22%	1 11.11%
12-1201 M-CITY STBR						
Polling	103	37	13 35.14%	8 21.62%	6 16.22%	10 27.03%
Vote By Mail	103	0	0 -	0 -	0 -	0 -
Total	103	37	13 35.14%	8 21.62%	6 16.22%	10 27.03%
12-1202 M-CITY STBR						
Polling	19	5	3 60.00%	0 0.00%	0 0.00%	2 40.00%
Vote By Mail	19	0	0 -	0 -	0 -	0 -
Total	19	5	3 60.00%	0 0.00%	0 0.00%	2 40.00%
12-1203 CITY STBR						
Polling	968	78	22 28.21%	14 17.95%	19 24.36%	22 28.21%
Vote By Mail	968	230	107 46.52%	37 16.09%	30 13.04%	52 22.61%
Total	968	308	129 41.88%	51 16.56%	49 15.91%	74 24.03%
12-1206 CITY STBR						
Polling	875	66	27 40.91%	8 12.12%	12 18.18%	18 27.27%
Vote By Mail	875	159	67 42.14%	27 16.98%	28 17.61%	36 22.64%
Total	875	225	94 41.78%	35 15.56%	40 17.78%	54 24.00%
12-1207 CITY STBR						
Polling	700	62	22 35.48%	6 9.68%	14 22.58%	19 30.65%
Vote By Mail	700	111	44 39.64%	16 14.41%	17 15.32%	33 29.73%

Santa Barbara County
 Statewide Direct Primary Election
 June 3, 2008
 Certified Results

Date:06/24/08
 Time:10:58:22
 Page:34 of 62

SUPERIOR COURT JUDGE OFFICE NO. 5

	Reg. Voters	Total Votes	JOHN MACKINNON	JED BEEBE	LYNN S. CUTLER	KEVIN READY
Total	700	173	66 38.15%	22 12.72%	31 17.92%	52 30.06%
12-1208 CITY STBR						
Polling	1023	83	27 32.53%	19 22.89%	14 16.87%	23 27.71%
Vote By Mail	1023	322	123 38.20%	71 22.05%	45 13.98%	82 25.47%
Total	1023	405	150 37.04%	90 22.22%	59 14.57%	105 25.93%
12-1209 M-CITY STBR						
Polling	25	5	2 40.00%	1 20.00%	1 20.00%	1 20.00%
Vote By Mail	25	0	0 -	0 -	0 -	0 -
Total	25	5	2 40.00%	1 20.00%	1 20.00%	1 20.00%
12-1210 M-CITY STBR						
Polling	203	67	25 37.31%	8 11.94%	13 19.40%	21 31.34%
Vote By Mail	203	0	0 -	0 -	0 -	0 -
Total	203	67	25 37.31%	8 11.94%	13 19.40%	21 31.34%
12-1211 CITY STBR						
Polling	806	73	33 45.21%	11 15.07%	8 10.96%	21 28.77%
Vote By Mail	806	186	53 28.49%	41 22.04%	31 16.67%	59 31.72%
Total	806	259	86 33.20%	52 20.08%	39 15.06%	80 30.89%
12-1214 CITY STBR						
Polling	711	44	15 34.09%	7 15.91%	10 22.73%	12 27.27%
Vote By Mail	711	106	35 33.02%	15 14.15%	23 21.70%	32 30.19%
Total	711	150	50 33.33%	22 14.67%	33 22.00%	44 29.33%
12-1215 CITY STBR						
Polling	779	90	26 28.89%	11 12.22%	21 23.33%	29 32.22%
Vote By Mail	779	93	36 38.71%	16 17.20%	23 24.73%	18 19.35%
Total	779	183	62 33.88%	27 14.75%	44 24.04%	47 25.68%
12-1216 CITY STBR						
Polling	862	78	26 33.33%	20 25.64%	11 14.10%	20 25.64%
Vote By Mail	862	180	68 37.78%	32 17.78%	30 16.67%	47 26.11%
Total	862	258	94 36.43%	52 20.16%	41 15.89%	67 25.97%
12-1217 CITY STBR						
Polling	843	87	36 41.38%	19 21.84%	11 12.64%	21 24.14%
Vote By Mail	843	253	92 36.36%	49 19.37%	34 13.44%	78 30.83%
Total	843	340	128 37.65%	68 20.00%	45 13.24%	99 29.12%
12-1218 CITY STBR						
Polling	897	89	27 30.34%	21 23.60%	20 22.47%	21 23.60%
Vote By Mail	897	213	78 36.62%	57 26.76%	32 15.02%	44 20.66%
Total	897	302	105 34.77%	78 25.83%	52 17.22%	65 21.52%
12-1219 CITY STBR						
Polling	745	64	16 25.00%	11 17.19%	15 23.44%	22 34.38%
Vote By Mail	745	116	26 22.41%	22 18.97%	26 22.41%	42 36.21%
Total	745	180	42 23.33%	33 18.33%	41 22.78%	64 35.56%
12-1221 CITY STBR						

Santa Barbara County
Statewide Direct Primary Election
June 3, 2008
Certified Results

Date:06/24/08
Time:10:58:22
Page:35 of 62

SUPERIOR COURT JUDGE OFFICE NO. 5

	Reg. Voters	Total Votes	JOHN MACKINNON	JED BEEBE	LYNN S. CUTLER	KEVIN READY
Polling	723	44	13 29.55%	10 22.73%	4 9.09%	15 34.09%
Vote By Mail	723	80	21 26.25%	11 13.75%	21 26.25%	26 32.50%
Total	723	124	34 27.42%	21 16.94%	25 20.16%	41 33.06%
12-1223 CITY STBR						
Polling	915	69	23 33.33%	12 17.39%	10 14.49%	24 34.78%
Vote By Mail	915	201	61 30.35%	43 21.39%	33 16.42%	64 31.84%
Total	915	270	84 31.11%	55 20.37%	43 15.93%	88 32.59%
12-1224 CITY STBR						
Polling	1001	100	20 20.00%	23 23.00%	19 19.00%	36 36.00%
Vote By Mail	1001	174	63 36.21%	31 17.82%	29 16.67%	49 28.16%
Total	1001	274	83 30.29%	54 19.71%	48 17.52%	85 31.02%
12-1225 CITY STBR						
Polling	1060	109	29 26.61%	16 14.68%	16 14.68%	47 43.12%
Vote By Mail	1060	149	34 22.82%	27 18.12%	33 22.15%	53 35.57%
Total	1060	258	63 24.42%	43 16.67%	49 18.99%	100 38.76%
12-1226 CITY STBR						
Polling	936	63	22 34.92%	12 19.05%	7 11.11%	22 34.92%
Vote By Mail	936	105	29 27.62%	18 17.14%	17 16.19%	40 38.10%
Total	936	168	51 30.36%	30 17.86%	24 14.29%	62 36.90%
12-1227 CITY STBR						
Polling	977	109	39 35.78%	17 15.60%	20 18.35%	33 30.28%
Vote By Mail	977	173	74 42.77%	24 13.87%	35 20.23%	37 21.39%
Total	977	282	113 40.07%	41 14.54%	55 19.50%	70 24.82%
12-1228 CITY STBR						
Polling	901	66	23 34.85%	8 12.12%	19 28.79%	15 22.73%
Vote By Mail	901	115	38 33.04%	17 14.78%	31 26.96%	29 25.22%
Total	901	181	61 33.70%	25 13.81%	50 27.62%	44 24.31%
12-1232 CITY STBR						
Polling	823	85	28 32.94%	12 14.12%	18 21.18%	25 29.41%
Vote By Mail	823	121	35 28.93%	23 19.01%	18 14.88%	44 36.36%
Total	823	206	63 30.58%	35 16.99%	36 17.48%	69 33.50%
12-1233 CITY STBR						
Polling	890	78	28 35.90%	10 12.82%	14 17.95%	25 32.05%
Vote By Mail	890	118	39 33.05%	16 13.56%	26 22.03%	36 30.51%
Total	890	196	67 34.18%	26 13.27%	40 20.41%	61 31.12%
12-1235 CITY STBR						
Polling	619	64	16 25.00%	10 15.63%	14 21.88%	24 37.50%
Vote By Mail	619	62	21 33.87%	11 17.74%	12 19.35%	18 29.03%
Total	619	126	37 29.37%	21 16.67%	26 20.63%	42 33.33%
12-1236 CITY STBR						
Polling	439	23	2 8.70%	6 26.09%	3 13.04%	10 43.48%
Vote By Mail	439	53	12 22.64%	12 22.64%	14 26.42%	14 26.42%

Santa Barbara County
Statewide Direct Primary Election
June 3, 2008
Certified Results

Date:06/24/08
Time:10:58:22
Page:37 of 62

SUPERIOR COURT JUDGE OFFICE NO. 5

	Reg. Voters	Total Votes	JOHN MACKINNON	JED BEEBE	LYNN S. CUTLER	KEVIN READY
Polling	119	42	22 52.38%	7 16.67%	6 14.29%	7 16.67%
Vote By Mail	119	0	0 -	0 -	0 -	0 -
Total	119	42	22 52.38%	7 16.67%	6 14.29%	7 16.67%
20-2004 HOPE						
Polling	734	65	23 35.38%	12 18.46%	15 23.08%	14 21.54%
Vote By Mail	734	153	61 39.87%	38 24.84%	26 16.99%	28 18.30%
Total	734	218	84 38.53%	50 22.94%	41 18.81%	42 19.27%
20-2005 HOPE						
Polling	585	63	25 39.68%	19 30.16%	9 14.29%	10 15.87%
Vote By Mail	585	150	56 37.33%	34 22.67%	24 16.00%	36 24.00%
Total	585	213	81 38.03%	53 24.88%	33 15.49%	46 21.60%
20-2006 HOPE						
Polling	996	130	48 36.92%	30 23.08%	24 18.46%	27 20.77%
Vote By Mail	996	466	182 39.06%	94 20.17%	111 23.82%	76 16.31%
Total	996	596	230 38.59%	124 20.81%	135 22.65%	103 17.28%
20-2007 HOPE						
Polling	717	57	24 42.11%	7 12.28%	13 22.81%	13 22.81%
Vote By Mail	717	204	75 36.76%	42 20.59%	36 17.65%	51 25.00%
Total	717	261	99 37.93%	49 18.77%	49 18.77%	64 24.52%
20-2008 HOPE						
Polling	900	64	23 35.94%	14 21.88%	7 10.94%	20 31.25%
Vote By Mail	900	259	109 42.08%	42 16.22%	50 19.31%	57 22.01%
Total	900	323	132 40.87%	56 17.34%	57 17.65%	77 23.84%
20-2010 GLTA						
Polling	438	23	11 47.83%	2 8.70%	2 8.70%	8 34.78%
Vote By Mail	438	135	54 40.00%	33 24.44%	19 14.07%	28 20.74%
Total	438	158	65 41.14%	35 22.15%	21 13.29%	36 22.78%
20-2012 HOPE						
Polling	1133	112	36 32.14%	21 18.75%	25 22.32%	30 26.79%
Vote By Mail	1133	276	114 41.30%	59 21.38%	45 16.30%	57 20.65%
Total	1133	388	150 38.66%	80 20.62%	70 18.04%	87 22.42%
20-2014 GLTA						
Polling	957	69	31 44.93%	8 11.59%	7 10.14%	22 31.88%
Vote By Mail	957	228	95 41.67%	31 13.60%	49 21.49%	51 22.37%
Total	957	297	126 42.42%	39 13.13%	56 18.86%	73 24.58%
20-2016 GLTA						
Polling	1052	99	36 36.36%	30 30.30%	14 14.14%	19 19.19%
Vote By Mail	1052	291	130 44.67%	58 19.93%	47 16.15%	50 17.18%
Total	1052	390	166 42.56%	88 22.56%	61 15.64%	69 17.69%
20-2018 GLTA						
Polling	967	104	41 39.42%	11 10.58%	17 16.35%	35 33.65%
Vote By Mail	967	284	118 41.55%	53 18.66%	49 17.25%	64 22.54%

Santa Barbara County
Statewide Direct Primary Election
June 3, 2008
Certified Results

Date:06/24/08
Time:10:58:22
Page:39 of 62

SUPERIOR COURT JUDGE OFFICE NO. 5

	Reg. Voters	Total Votes	JOHN MACKINNON		JED BEEBE		LYNN S. CUTLER		KEVIN READY	
Polling	1	0	0	-	0	-	0	-	0	-
Vote By Mail	1	0	0	-	0	-	0	-	0	-
Total	1	0	0	-	0	-	0	-	0	-
20-3001 GLTA										
Polling	443	24	3	12.50%	7	29.17%	5	20.83%	9	37.50%
Vote By Mail	443	125	25	20.00%	24	19.20%	16	12.80%	57	45.60%
Total	443	149	28	18.79%	31	20.81%	21	14.09%	66	44.30%
20-3003 GLTA										
Polling	995	99	37	37.37%	24	24.24%	17	17.17%	21	21.21%
Vote By Mail	995	303	135	44.55%	44	14.52%	59	19.47%	62	20.46%
Total	995	402	172	42.79%	68	16.92%	76	18.91%	83	20.65%
20-3905 M-GLTA										
Polling	10	2	1	50.00%	1	50.00%	0	0.00%	0	0.00%
Vote By Mail	10	0	0	-	0	-	0	-	0	-
Total	10	2	1	50.00%	1	50.00%	0	0.00%	0	0.00%
20-3955 M-PRDS										
Polling	0	0	0	-	0	-	0	-	0	-
Vote By Mail	0	0	0	-	0	-	0	-	0	-
Total	0	0	0	-	0	-	0	-	0	-
22-2095 M--CITY STBR										
Polling	10	2	1	50.00%	0	0.00%	1	50.00%	0	0.00%
Vote By Mail	10	0	0	-	0	-	0	-	0	-
Total	10	2	1	50.00%	0	0.00%	1	50.00%	0	0.00%
22-2201 CITY STBR										
Polling	1096	100	28	28.00%	19	19.00%	15	15.00%	36	36.00%
Vote By Mail	1096	142	48	33.80%	35	24.65%	26	18.31%	31	21.83%
Total	1096	242	76	31.40%	54	22.31%	41	16.94%	67	27.69%
22-2202 CITY STBR										
Polling	999	87	22	25.29%	17	19.54%	12	13.79%	36	41.38%
Vote By Mail	999	206	80	38.83%	40	19.42%	39	18.93%	46	22.33%
Total	999	293	102	34.81%	57	19.45%	51	17.41%	82	27.99%
22-2203 CITY STBR										
Polling	932	54	11	20.37%	13	24.07%	7	12.96%	23	42.59%
Vote By Mail	932	180	69	38.33%	35	19.44%	31	17.22%	44	24.44%
Total	932	234	80	34.19%	48	20.51%	38	16.24%	67	28.63%
22-2205 CITY STBR										
Polling	1113	93	34	36.56%	8	8.60%	18	19.35%	31	33.33%
Vote By Mail	1113	282	111	39.36%	68	24.11%	47	16.67%	54	19.15%
Total	1113	375	145	38.67%	76	20.27%	65	17.33%	85	22.67%
22-2206 CITY STBR										
Polling	1073	67	28	41.79%	16	23.88%	6	8.96%	17	25.37%
Vote By Mail	1073	289	117	40.48%	57	19.72%	57	19.72%	56	19.38%

Santa Barbara County
Statewide Direct Primary Election
June 3, 2008
Certified Results

Date:06/24/08
Time:10:58:22
Page:41 of 62

SUPERIOR COURT JUDGE OFFICE NO. 5

	Reg. Voters	Total Votes	JOHN MACKINNON	JED BEEBE	LYNN S. CUTLER	KEVIN READY
Polling	1124	147	45 30.61%	31 21.09%	20 13.61%	51 34.69%
Vote By Mail	1124	273	91 33.33%	52 19.05%	51 18.68%	77 28.21%
Total	1124	420	136 32.38%	83 19.76%	71 16.90%	128 30.48%
22-2224 CITY STBR						
Polling	1060	139	61 43.88%	28 20.14%	17 12.23%	33 23.74%
Vote By Mail	1060	205	78 38.05%	39 19.02%	35 17.07%	52 25.37%
Total	1060	344	139 40.41%	67 19.48%	52 15.12%	85 24.71%
22-2226 CITY STBR						
Polling	1124	101	31 30.69%	20 19.80%	18 17.82%	32 31.68%
Vote By Mail	1124	232	69 29.74%	34 14.66%	46 19.83%	81 34.91%
Total	1124	333	100 30.03%	54 16.22%	64 19.22%	113 33.93%
22-2227 CITY STBR						
Polling	1033	87	42 48.28%	12 13.79%	14 16.09%	19 21.84%
Vote By Mail	1033	312	143 45.83%	50 16.03%	45 14.42%	73 23.40%
Total	1033	399	185 46.37%	62 15.54%	59 14.79%	92 23.06%
22-2230 CITY STBR						
Polling	1030	91	40 43.96%	19 20.88%	10 10.99%	22 24.18%
Vote By Mail	1030	238	64 26.89%	75 31.51%	37 15.55%	62 26.05%
Total	1030	329	104 31.61%	94 28.57%	47 14.29%	84 25.53%
22-2232 CITY STBR						
Polling	893	104	33 31.73%	16 15.38%	11 10.58%	44 42.31%
Vote By Mail	893	192	65 33.85%	47 24.48%	30 15.63%	48 25.00%
Total	893	296	98 33.11%	63 21.28%	41 13.85%	92 31.08%
22-2233 CITY STBR						
Polling	878	89	21 23.60%	15 16.85%	13 14.61%	39 43.82%
Vote By Mail	878	166	57 34.34%	39 23.49%	26 15.66%	44 26.51%
Total	878	255	78 30.59%	54 21.18%	39 15.29%	83 32.55%
22-2234 CITY STBR						
Polling	949	102	37 36.27%	15 14.71%	15 14.71%	35 34.31%
Vote By Mail	949	219	100 45.66%	39 17.81%	35 15.98%	44 20.09%
Total	949	321	137 42.68%	54 16.82%	50 15.58%	79 24.61%
22-2235 CITY STBR						
Polling	461	45	13 28.89%	5 11.11%	9 20.00%	18 40.00%
Vote By Mail	461	84	36 42.86%	19 22.62%	12 14.29%	17 20.24%
Total	461	129	49 37.98%	24 18.60%	21 16.28%	35 27.13%
22-2237 CITY STBR						
Polling	632	54	12 22.22%	9 16.67%	14 25.93%	17 31.48%
Vote By Mail	632	176	54 30.68%	42 23.86%	47 26.70%	33 18.75%
Total	632	230	66 28.70%	51 22.17%	61 26.52%	50 21.74%
22-2239 CITY STBR						
Polling	1115	110	41 37.27%	17 15.45%	20 18.18%	31 28.18%
Vote By Mail	1115	320	114 35.63%	63 19.69%	67 20.94%	73 22.81%

Santa Barbara County
Statewide Direct Primary Election
June 3, 2008
Certified Results

Date:06/24/08
Time:10:58:23
Page:43 of 62

SUPERIOR COURT JUDGE OFFICE NO. 5

	Reg. Voters	Total Votes	JOHN MACKINNON	JED BEEBE	LYNN S. CUTLER	KEVIN READY
Polling	47	21	5 23.81%	11 52.38%	5 23.81%	0 0.00%
Vote By Mail	47	0	0 -	0 -	0 -	0 -
Total	47	21	5 23.81%	11 52.38%	5 23.81%	0 0.00%
30-3014 M-GLTA						
Polling	47	16	7 43.75%	3 18.75%	3 18.75%	3 18.75%
Vote By Mail	47	0	0 -	0 -	0 -	0 -
Total	47	16	7 43.75%	3 18.75%	3 18.75%	3 18.75%
30-3017 UCSB						
Polling	515	57	14 24.56%	7 12.28%	14 24.56%	21 36.84%
Vote By Mail	515	42	8 19.05%	7 16.67%	15 35.71%	12 28.57%
Total	515	99	22 22.22%	14 14.14%	29 29.29%	33 33.33%
30-3019 UCSB						
Polling	666	56	10 17.86%	8 14.29%	5 8.93%	31 55.36%
Vote By Mail	666	87	18 20.69%	21 24.14%	20 22.99%	27 31.03%
Total	666	143	28 19.58%	29 20.28%	25 17.48%	58 40.56%
30-3020 UCSB						
Polling	927	112	21 18.75%	18 16.07%	36 32.14%	27 24.11%
Vote By Mail	927	6	0 0.00%	0 0.00%	3 50.00%	3 50.00%
Total	927	118	21 17.80%	18 15.25%	39 33.05%	30 25.42%
30-3021 IV						
Polling	684	42	1 2.38%	8 19.05%	14 33.33%	18 42.86%
Vote By Mail	684	6	1 16.67%	1 16.67%	2 33.33%	2 33.33%
Total	684	48	2 4.17%	9 18.75%	16 33.33%	20 41.67%
30-3022 IV						
Polling	717	52	9 17.31%	6 11.54%	10 19.23%	27 51.92%
Vote By Mail	717	22	4 18.18%	4 18.18%	7 31.82%	7 31.82%
Total	717	74	13 17.57%	10 13.51%	17 22.97%	34 45.95%
30-3023 IV						
Polling	431	38	8 21.05%	8 21.05%	9 23.68%	11 28.95%
Vote By Mail	431	14	2 14.29%	2 14.29%	7 50.00%	2 14.29%
Total	431	52	10 19.23%	10 19.23%	16 30.77%	13 25.00%
30-3024 IV						
Polling	748	44	5 11.36%	3 6.82%	16 36.36%	18 40.91%
Vote By Mail	748	13	4 30.77%	4 30.77%	3 23.08%	0 0.00%
Total	748	57	9 15.79%	7 12.28%	19 33.33%	18 31.58%
30-3026 UCSB						
Polling	895	70	12 17.14%	14 20.00%	25 35.71%	17 24.29%
Vote By Mail	895	4	1 25.00%	1 25.00%	0 0.00%	2 50.00%
Total	895	74	13 17.57%	15 20.27%	25 33.78%	19 25.68%
30-3027 UCSB						
Polling	905	82	16 19.51%	8 9.76%	32 39.02%	24 29.27%
Vote By Mail	905	4	0 0.00%	3 75.00%	0 0.00%	1 25.00%

Santa Barbara County
Statewide Direct Primary Election
June 3, 2008
Certified Results

Date:06/24/08
Time:10:58:23
Page:45 of 62

SUPERIOR COURT JUDGE OFFICE NO. 5

	Reg. Voters	Total Votes	JOHN MACKINNON		JED BEEBE		LYNN S. CUTLER		KEVIN READY	
Polling	4	0	0	-	0	-	0	-	0	-
Vote By Mail	4	0	0	-	0	-	0	-	0	-
Total	4	0	0	-	0	-	0	-	0	-
30-3058 M-STYN										
Polling	198	63	22	34.92%	14	22.22%	9	14.29%	18	28.57%
Vote By Mail	198	0	0	-	0	-	0	-	0	-
Total	198	63	22	34.92%	14	22.22%	9	14.29%	18	28.57%
30-3059 STYN										
Polling	679	78	41	52.56%	12	15.38%	10	12.82%	13	16.67%
Vote By Mail	679	192	79	41.15%	29	15.10%	27	14.06%	56	29.17%
Total	679	270	120	44.44%	41	15.19%	37	13.70%	69	25.56%
30-3060 STYN										
Polling	659	85	42	49.41%	17	20.00%	9	10.59%	17	20.00%
Vote By Mail	659	181	92	50.83%	24	13.26%	27	14.92%	38	20.99%
Total	659	266	134	50.38%	41	15.41%	36	13.53%	55	20.68%
30-3061 STYN										
Polling	1085	155	87	56.13%	30	19.35%	16	10.32%	21	13.55%
Vote By Mail	1085	351	178	50.71%	78	22.22%	47	13.39%	48	13.68%
Total	1085	506	265	52.37%	108	21.34%	63	12.45%	69	13.64%
30-3062 STYN										
Polling	1083	171	81	47.37%	29	16.96%	26	15.20%	35	20.47%
Vote By Mail	1083	274	123	44.89%	51	18.61%	49	17.88%	47	17.15%
Total	1083	445	204	45.84%	80	17.98%	75	16.85%	82	18.43%
30-3066 SLVG										
Polling	300	30	16	53.33%	11	36.67%	1	3.33%	2	6.67%
Vote By Mail	300	106	56	52.83%	26	24.53%	8	7.55%	16	15.09%
Total	300	136	72	52.94%	37	27.21%	9	6.62%	18	13.24%
30-3068 M-SLVG										
Polling	125	61	18	29.51%	15	24.59%	20	32.79%	8	13.11%
Vote By Mail	125	0	0	-	0	-	0	-	0	-
Total	125	61	18	29.51%	15	24.59%	20	32.79%	8	13.11%
30-3069 BLRD										
Polling	856	116	49	42.24%	18	15.52%	13	11.21%	35	30.17%
Vote By Mail	856	263	103	39.16%	53	20.15%	33	12.55%	74	28.14%
Total	856	379	152	40.11%	71	18.73%	46	12.14%	109	28.76%
30-3071 LSOL										
Polling	968	176	102	57.95%	37	21.02%	13	7.39%	23	13.07%
Vote By Mail	968	267	126	47.19%	59	22.10%	35	13.11%	45	16.85%
Total	968	443	228	51.47%	96	21.67%	48	10.84%	68	15.35%
30-3073 BLTN										
Polling	411	30	15	50.00%	4	13.33%	4	13.33%	5	16.67%
Vote By Mail	411	138	69	50.00%	21	15.22%	31	22.46%	17	12.32%

Santa Barbara County
Statewide Direct Primary Election
June 3, 2008
Certified Results

Date:06/24/08
Time:10:58:23
Page:47 of 62

SUPERIOR COURT JUDGE OFFICE NO. 5

	Reg. Voters	Total Votes	JOHN MACKINNON	JED BEEBE	LYNN S. CUTLER	KEVIN READY
Polling	738	91	43 47.25%	30 32.97%	6 6.59%	12 13.19%
Vote By Mail	738	185	79 42.70%	43 23.24%	46 24.86%	15 8.11%
Total	738	276	122 44.20%	73 26.45%	52 18.84%	27 9.78%
30-3095 IV						
Polling	662	52	9 17.31%	10 19.23%	11 21.15%	19 36.54%
Vote By Mail	662	22	9 40.91%	4 18.18%	2 9.09%	7 31.82%
Total	662	74	18 24.32%	14 18.92%	13 17.57%	26 35.14%
30-3914 M-GLTA						
Polling	36	13	10 76.92%	0 0.00%	2 15.38%	1 7.69%
Vote By Mail	36	0	0 -	0 -	0 -	0 -
Total	36	13	10 76.92%	0 0.00%	2 15.38%	1 7.69%
30-3950 M-GLTA						
Polling	19	6	2 33.33%	0 0.00%	1 16.67%	2 33.33%
Vote By Mail	19	0	0 -	0 -	0 -	0 -
Total	19	6	2 33.33%	0 0.00%	1 16.67%	2 33.33%
30-3954 M-PRDS						
Polling	0	0	0 -	0 -	0 -	0 -
Vote By Mail	0	0	0 -	0 -	0 -	0 -
Total	0	0	0 -	0 -	0 -	0 -
30-3966 M-SLVG						
Polling	3	1	0 0.00%	0 0.00%	1 100.00%	0 0.00%
Vote By Mail	3	0	0 -	0 -	0 -	0 -
Total	3	1	0 0.00%	0 0.00%	1 100.00%	0 0.00%
30-3978 M-VIST						
Polling	0	0	0 -	0 -	0 -	0 -
Vote By Mail	0	0	0 -	0 -	0 -	0 -
Total	0	0	0 -	0 -	0 -	0 -
30-3980 M-VIST						
Polling	0	0	0 -	0 -	0 -	0 -
Vote By Mail	0	0	0 -	0 -	0 -	0 -
Total	0	0	0 -	0 -	0 -	0 -
30-3984 M-PUR						
Polling	9	4	3 75.00%	1 25.00%	0 0.00%	0 0.00%
Vote By Mail	9	0	0 -	0 -	0 -	0 -
Total	9	4	3 75.00%	1 25.00%	0 0.00%	0 0.00%
30-3986 M-PUR						
Polling	46	21	9 42.86%	6 28.57%	4 19.05%	2 9.52%
Vote By Mail	46	0	0 -	0 -	0 -	0 -
Total	46	21	9 42.86%	6 28.57%	4 19.05%	2 9.52%
30-3987 PUR						
Polling	362	32	16 50.00%	5 15.63%	7 21.88%	4 12.50%
Vote By Mail	362	129	63 48.84%	23 17.83%	22 17.05%	21 16.28%

Santa Barbara County
Statewide Direct Primary Election
June 3, 2008
Certified Results

Date:06/24/08
Time:10:58:23
Page:49 of 62

SUPERIOR COURT JUDGE OFFICE NO. 5										
	Reg. Voters	Total Votes	JOHN MACKINNON		JED BEEBE		LYNN S. CUTLER		KEVIN READY	
Polling	52	24	4	16.67%	6	25.00%	5	20.83%	9	37.50%
Vote By Mail	52	0	0	-	0	-	0	-	0	-
Total	52	24	4	16.67%	6	25.00%	5	20.83%	9	37.50%
31-3501 M-CITY LMPC										
Polling	76	16	6	37.50%	3	18.75%	4	25.00%	3	18.75%
Vote By Mail	76	0	0	-	0	-	0	-	0	-
Total	76	16	6	37.50%	3	18.75%	4	25.00%	3	18.75%
31-4525 M-CITY LMPC										
Polling	238	95	41	43.16%	23	24.21%	20	21.05%	9	9.47%
Vote By Mail	238	0	0	-	0	-	0	-	0	-
Total	238	95	41	43.16%	23	24.21%	20	21.05%	9	9.47%
32-3201 M-AIRPORT										
Polling	0	0	0	-	0	-	0	-	0	-
Vote By Mail	0	0	0	-	0	-	0	-	0	-
Total	0	0	0	-	0	-	0	-	0	-
36-3301 M-CITY SLVG										
Polling	120	72	26	36.11%	17	23.61%	9	12.50%	19	26.39%
Vote By Mail	120	0	0	-	0	-	0	-	0	-
Total	120	72	26	36.11%	17	23.61%	9	12.50%	19	26.39%
36-3302 CITY SLVG										
Polling	785	106	40	37.74%	30	28.30%	17	16.04%	18	16.98%
Vote By Mail	785	213	87	40.85%	49	23.00%	37	17.37%	40	18.78%
Total	785	319	127	39.81%	79	24.76%	54	16.93%	58	18.18%
36-3303 CITY SLVG										
Polling	849	127	55	43.31%	27	21.26%	11	8.66%	33	25.98%
Vote By Mail	849	272	117	43.01%	41	15.07%	61	22.43%	51	18.75%
Total	849	399	172	43.11%	68	17.04%	72	18.05%	84	21.05%
36-3304 CITY SLVG										
Polling	1065	125	70	56.00%	23	18.40%	11	8.80%	21	16.80%
Vote By Mail	1065	330	164	49.70%	54	16.36%	51	15.45%	61	18.48%
Total	1065	455	234	51.43%	77	16.92%	62	13.63%	82	18.02%
36-3305 M-CITY SLVG										
Polling	194	118	52	44.07%	24	20.34%	22	18.64%	20	16.95%
Vote By Mail	194	0	0	-	0	-	0	-	0	-
Total	194	118	52	44.07%	24	20.34%	22	18.64%	20	16.95%
37-3401 CITY BLTN										
Polling	405	52	26	50.00%	14	26.92%	1	1.92%	11	21.15%
Vote By Mail	405	93	49	52.69%	16	17.20%	16	17.20%	12	12.90%
Total	405	145	75	51.72%	30	20.69%	17	11.72%	23	15.86%
37-3402 CITY BLTN										
Polling	1061	129	56	43.41%	23	17.83%	19	14.73%	30	23.26%
Vote By Mail	1061	225	101	44.89%	37	16.44%	47	20.89%	40	17.78%

Santa Barbara County
Statewide Direct Primary Election
June 3, 2008
Certified Results

Date:06/24/08
Time:10:58:23
Page:51 of 62

SUPERIOR COURT JUDGE OFFICE NO. 5

	Reg. Voters	Total Votes	JOHN MACKINNON	JED BEEBE	LYNN S. CUTLER	KEVIN READY
Polling	1110	140	40 28.57%	28 20.00%	30 21.43%	42 30.00%
Vote By Mail	1110	270	101 37.41%	41 15.19%	54 20.00%	74 27.41%
Total	1110	410	141 34.39%	69 16.83%	84 20.49%	116 28.29%
38-3047 CITY GLTA						
Polling	1073	152	53 34.87%	22 14.47%	45 29.61%	31 20.39%
Vote By Mail	1073	222	82 36.94%	30 13.51%	40 18.02%	69 31.08%
Total	1073	374	135 36.10%	52 13.90%	85 22.73%	100 26.74%
38-3916 M-CITY GLTA						
Polling	235	52	10 19.23%	12 23.08%	21 40.38%	9 17.31%
Vote By Mail	235	0	0 -	0 -	0 -	0 -
Total	235	52	10 19.23%	12 23.08%	21 40.38%	9 17.31%
38-9008 M-CITY GLTA						
Polling	0	0	0 -	0 -	0 -	0 -
Vote By Mail	0	0	0 -	0 -	0 -	0 -
Total	0	0	0 -	0 -	0 -	0 -
40-0012 M-PUR						
Polling	10	4	1 25.00%	0 0.00%	2 50.00%	1 25.00%
Vote By Mail	10	0	0 -	0 -	0 -	0 -
Total	10	4	1 25.00%	0 0.00%	2 50.00%	1 25.00%
40-0915 M-CSML						
Polling	49	14	7 50.00%	4 28.57%	1 7.14%	2 14.29%
Vote By Mail	49	0	0 -	0 -	0 -	0 -
Total	49	14	7 50.00%	4 28.57%	1 7.14%	2 14.29%
40-0918 M-ORCT						
Polling	3	2	2 100.00%	0 0.00%	0 0.00%	0 0.00%
Vote By Mail	3	0	0 -	0 -	0 -	0 -
Total	3	2	2 100.00%	0 0.00%	0 0.00%	0 0.00%
40-0921 M-STMR						
Polling	0	0	0 -	0 -	0 -	0 -
Vote By Mail	0	0	0 -	0 -	0 -	0 -
Total	0	0	0 -	0 -	0 -	0 -
40-0926 M-ORCT						
Polling	2	2	0 0.00%	2 100.00%	0 0.00%	0 0.00%
Vote By Mail	2	0	0 -	0 -	0 -	0 -
Total	2	2	0 0.00%	2 100.00%	0 0.00%	0 0.00%
40-3087 PUR						
Polling	1026	137	63 45.99%	40 29.20%	16 11.68%	16 11.68%
Vote By Mail	1026	227	84 37.00%	51 22.47%	53 23.35%	39 17.18%
Total	1026	364	147 40.38%	91 25.00%	69 18.96%	55 15.11%
40-3088 PUR						
Polling	937	137	67 48.91%	44 32.12%	8 5.84%	18 13.14%
Vote By Mail	937	304	136 44.74%	68 22.37%	68 22.37%	32 10.53%

Santa Barbara County
 Statewide Direct Primary Election
 June 3, 2008
 Certified Results

Date:06/24/08
 Time:10:58:23
 Page:53 of 62

SUPERIOR COURT JUDGE OFFICE NO. 5

	Reg. Voters	Total Votes	JOHN MACKINNON	JED BEEBE	LYNN S. CUTLER	KEVIN READY
Polling	419	45	16 35.56%	15 33.33%	8 17.78%	5 11.11%
Vote By Mail	419	102	37 36.27%	20 19.61%	24 23.53%	20 19.61%
Total	419	147	53 36.05%	35 23.81%	32 21.77%	25 17.01%
40-4026 ORCT						
Polling	551	59	40 67.80%	12 20.34%	5 8.47%	1 1.69%
Vote By Mail	551	182	94 51.65%	46 25.27%	33 18.13%	8 4.40%
Total	551	241	134 55.60%	58 24.07%	38 15.77%	9 3.73%
40-4027 ORCT						
Polling	956	144	74 51.39%	45 31.25%	17 11.81%	7 4.86%
Vote By Mail	956	356	181 50.84%	81 22.75%	72 20.22%	22 6.18%
Total	956	500	255 51.00%	126 25.20%	89 17.80%	29 5.80%
40-4028 ORCT						
Polling	834	148	87 58.78%	35 23.65%	16 10.81%	10 6.76%
Vote By Mail	834	282	128 45.39%	92 32.62%	39 13.83%	23 8.16%
Total	834	430	215 50.00%	127 29.53%	55 12.79%	33 7.67%
40-4030 ORCT						
Polling	779	96	56 58.33%	21 21.88%	4 4.17%	15 15.63%
Vote By Mail	779	317	143 45.11%	72 22.71%	63 19.87%	38 11.99%
Total	779	413	199 48.18%	93 22.52%	67 16.22%	53 12.83%
40-4031 ORCT						
Polling	1057	108	47 43.52%	34 31.48%	14 12.96%	12 11.11%
Vote By Mail	1057	240	118 49.17%	59 24.58%	36 15.00%	27 11.25%
Total	1057	348	165 47.41%	93 26.72%	50 14.37%	39 11.21%
40-4032 ORCT						
Polling	761	125	71 56.80%	41 32.80%	7 5.60%	6 4.80%
Vote By Mail	761	194	99 51.03%	45 23.20%	36 18.56%	14 7.22%
Total	761	319	170 53.29%	86 26.96%	43 13.48%	20 6.27%
40-4034 ORCT						
Polling	864	119	58 48.74%	38 31.93%	16 13.45%	7 5.88%
Vote By Mail	864	220	108 49.09%	49 22.27%	44 20.00%	18 8.18%
Total	864	339	166 48.97%	87 25.66%	60 17.70%	25 7.37%
40-4035 ORCT						
Polling	978	115	59 51.30%	35 30.43%	10 8.70%	11 9.57%
Vote By Mail	978	262	124 47.33%	54 20.61%	56 21.37%	27 10.31%
Total	978	377	183 48.54%	89 23.61%	66 17.51%	38 10.08%
40-4037 ORCT						
Polling	943	103	61 59.22%	29 28.16%	9 8.74%	4 3.88%
Vote By Mail	943	260	105 40.38%	76 29.23%	52 20.00%	27 10.38%
Total	943	363	166 45.73%	105 28.93%	61 16.80%	31 8.54%
40-4039 ORCT						
Polling	889	88	41 46.59%	30 34.09%	11 12.50%	6 6.82%
Vote By Mail	889	207	100 48.31%	51 24.64%	43 20.77%	12 5.80%

Santa Barbara County
Statewide Direct Primary Election
June 3, 2008
Certified Results

Date:06/24/08
Time:10:58:23
Page:55 of 62

SUPERIOR COURT JUDGE OFFICE NO. 5

	Reg. Voters	Total Votes	JOHN MACKINNON	JED BEEBE	LYNN S. CUTLER	KEVIN READY
Polling	177	46	14 30.43%	22 47.83%	4 8.70%	6 13.04%
Vote By Mail	177	0	0 -	0 -	0 -	0 -
Total	177	46	14 30.43%	22 47.83%	4 8.70%	6 13.04%
40-5013 STMR						
Polling	556	55	20 36.36%	14 25.45%	5 9.09%	16 29.09%
Vote By Mail	556	71	20 28.17%	17 23.94%	21 29.58%	12 16.90%
Total	556	126	40 31.75%	31 24.60%	26 20.63%	28 22.22%
40-5014 M-STMR						
Polling	59	24	14 58.33%	5 20.83%	3 12.50%	2 8.33%
Vote By Mail	59	0	0 -	0 -	0 -	0 -
Total	59	24	14 58.33%	5 20.83%	3 12.50%	2 8.33%
40-5020 M-GDLP						
Polling	30	9	7 77.78%	1 11.11%	1 11.11%	0 0.00%
Vote By Mail	30	0	0 -	0 -	0 -	0 -
Total	30	9	7 77.78%	1 11.11%	1 11.11%	0 0.00%
40-5021 M-STMR						
Polling	3	1	0 0.00%	1 100.00%	0 0.00%	0 0.00%
Vote By Mail	3	0	0 -	0 -	0 -	0 -
Total	3	1	0 0.00%	1 100.00%	0 0.00%	0 0.00%
40-5905 M-SISQ						
Polling	18	10	6 60.00%	2 20.00%	2 20.00%	0 0.00%
Vote By Mail	18	0	0 -	0 -	0 -	0 -
Total	18	10	6 60.00%	2 20.00%	2 20.00%	0 0.00%
40-5906 M-ORCT						
Polling	42	22	6 27.27%	12 54.55%	3 13.64%	0 0.00%
Vote By Mail	42	0	0 -	0 -	0 -	0 -
Total	42	22	6 27.27%	12 54.55%	3 13.64%	0 0.00%
40-5914 M-STMR						
Polling	3	0	0 -	0 -	0 -	0 -
Vote By Mail	3	0	0 -	0 -	0 -	0 -
Total	3	0	0 -	0 -	0 -	0 -
40-5920 M-GDLP						
Polling	5	2	2 100.00%	0 0.00%	0 0.00%	0 0.00%
Vote By Mail	5	0	0 -	0 -	0 -	0 -
Total	5	2	2 100.00%	0 0.00%	0 0.00%	0 0.00%
41-4501 CITY LMPC						
Polling	982	95	31 32.63%	39 41.05%	15 15.79%	10 10.53%
Vote By Mail	982	252	105 41.67%	51 20.24%	73 28.97%	19 7.54%
Total	982	347	136 39.19%	90 25.94%	88 25.36%	29 8.36%
41-4502 CITY LMPC						
Polling	860	79	30 37.97%	28 35.44%	11 13.92%	10 12.66%
Vote By Mail	860	234	92 39.32%	55 23.50%	52 22.22%	33 14.10%

Santa Barbara County
 Statewide Direct Primary Election
 June 3, 2008
 Certified Results

Date:06/24/08
 Time:10:58:24
 Page:57 of 62

SUPERIOR COURT JUDGE OFFICE NO. 5

	Reg. Voters	Total Votes	JOHN MACKINNON		JED BEEBE		LYNN S. CUTLER		KEVIN READY	
Polling	1010	91	31	34.07%	30	32.97%	16	17.58%	14	15.38%
Vote By Mail	1010	188	78	41.49%	39	20.74%	40	21.28%	28	14.89%
Total	1010	279	109	39.07%	69	24.73%	56	20.07%	42	15.05%
41-4522 CITY LMPC										
Polling	518	50	28	56.00%	11	22.00%	7	14.00%	3	6.00%
Vote By Mail	518	153	77	50.33%	34	22.22%	24	15.69%	18	11.76%
Total	518	203	105	51.72%	45	22.17%	31	15.27%	21	10.34%
41-4524 CITY LMPC										
Polling	464	55	29	52.73%	12	21.82%	7	12.73%	7	12.73%
Vote By Mail	464	116	57	49.14%	22	18.97%	15	12.93%	22	18.97%
Total	464	171	86	50.29%	34	19.88%	22	12.87%	29	16.96%
43-5809 M-CITY STMR										
Polling	211	120	56	46.67%	40	33.33%	17	14.17%	7	5.83%
Vote By Mail	211	0	0	-	0	-	0	-	0	-
Total	211	120	56	46.67%	40	33.33%	17	14.17%	7	5.83%
43-5814 M-CITY STMR										
Polling	18	5	1	20.00%	1	20.00%	3	60.00%	0	0.00%
Vote By Mail	18	0	0	-	0	-	0	-	0	-
Total	18	5	1	20.00%	1	20.00%	3	60.00%	0	0.00%
43-5913 M-CITY STMR										
Polling	0	0	0	-	0	-	0	-	0	-
Vote By Mail	0	0	0	-	0	-	0	-	0	-
Total	0	0	0	-	0	-	0	-	0	-
44-5701 CITY GDLP										
Polling	709	52	26	50.00%	11	21.15%	9	17.31%	6	11.54%
Vote By Mail	709	96	43	44.79%	16	16.67%	23	23.96%	13	13.54%
Total	709	148	69	46.62%	27	18.24%	32	21.62%	19	12.84%
44-5702 CITY GDLP										
Polling	1188	90	25	27.78%	26	28.89%	15	16.67%	24	26.67%
Vote By Mail	1188	212	92	43.40%	38	17.92%	53	25.00%	29	13.68%
Total	1188	302	117	38.74%	64	21.19%	68	22.52%	53	17.55%
50-3992 M-LSAL										
Polling	1	0	0	-	0	-	0	-	0	-
Vote By Mail	1	0	0	-	0	-	0	-	0	-
Total	1	0	0	-	0	-	0	-	0	-
50-5001 M-CYM										
Polling	45	16	7	43.75%	1	6.25%	8	50.00%	0	0.00%
Vote By Mail	45	0	0	-	0	-	0	-	0	-
Total	45	16	7	43.75%	1	6.25%	8	50.00%	0	0.00%
50-5002 M-LSOL										
Polling	0	0	0	-	0	-	0	-	0	-
Vote By Mail	0	0	0	-	0	-	0	-	0	-

Santa Barbara County
Statewide Direct Primary Election
June 3, 2008
Certified Results

Date:06/24/08
Time:10:58:24
Page:59 of 62

SUPERIOR COURT JUDGE OFFICE NO. 5

	Reg. Voters	Total Votes	JOHN MACKINNON	JED BEEBE	LYNN S. CUTLER	KEVIN READY
Polling	95	42	16 38.10%	8 19.05%	9 21.43%	9 21.43%
Vote By Mail	95	0	0 -	0 -	0 -	0 -
Total	95	42	16 38.10%	8 19.05%	9 21.43%	9 21.43%
53-5601 M-CITY STMR						
Polling	68	17	8 47.06%	5 29.41%	4 23.53%	0 0.00%
Vote By Mail	68	0	0 -	0 -	0 -	0 -
Total	68	17	8 47.06%	5 29.41%	4 23.53%	0 0.00%
53-5602 CITY STMR						
Polling	463	39	16 41.03%	13 33.33%	6 15.38%	4 10.26%
Vote By Mail	463	173	76 43.93%	52 30.06%	31 17.92%	14 8.09%
Total	463	212	92 43.40%	65 30.66%	37 17.45%	18 8.49%
53-5603 CITY STMR						
Polling	753	65	28 43.08%	29 44.62%	5 7.69%	3 4.62%
Vote By Mail	753	247	116 46.96%	80 32.39%	34 13.77%	17 6.88%
Total	753	312	144 46.15%	109 34.94%	39 12.50%	20 6.41%
53-5604 CITY STMR						
Polling	967	75	31 41.33%	33 44.00%	9 12.00%	2 2.67%
Vote By Mail	967	307	124 40.39%	111 36.16%	53 17.26%	17 5.54%
Total	967	382	155 40.58%	144 37.70%	62 16.23%	19 4.97%
53-5605 CITY STMR						
Polling	1034	66	28 42.42%	18 27.27%	13 19.70%	7 10.61%
Vote By Mail	1034	239	121 50.63%	49 20.50%	45 18.83%	23 9.62%
Total	1034	305	149 48.85%	67 21.97%	58 19.02%	30 9.84%
53-5606 CITY STMR						
Polling	1151	103	50 48.54%	26 25.24%	14 13.59%	12 11.65%
Vote By Mail	1151	226	101 44.69%	56 24.78%	47 20.80%	19 8.41%
Total	1151	329	151 45.90%	82 24.92%	61 18.54%	31 9.42%
53-5607 CITY STMR						
Polling	788	53	23 43.40%	18 33.96%	6 11.32%	6 11.32%
Vote By Mail	788	199	86 43.22%	56 28.14%	45 22.61%	12 6.03%
Total	788	252	109 43.25%	74 29.37%	51 20.24%	18 7.14%
53-5608 CITY STMR						
Polling	902	75	26 34.67%	36 48.00%	8 10.67%	4 5.33%
Vote By Mail	902	210	81 38.57%	61 29.05%	39 18.57%	28 13.33%
Total	902	285	107 37.54%	97 34.04%	47 16.49%	32 11.23%
53-5613 CITY STMR						
Polling	841	54	24 44.44%	13 24.07%	7 12.96%	10 18.52%
Vote By Mail	841	133	56 42.11%	31 23.31%	35 26.32%	11 8.27%
Total	841	187	80 42.78%	44 23.53%	42 22.46%	21 11.23%
53-5614 CITY STMR						
Polling	1122	57	37 64.91%	10 17.54%	1 1.75%	9 15.79%
Vote By Mail	1122	171	66 38.60%	63 36.84%	22 12.87%	20 11.70%

Santa Barbara County
 Statewide Direct Primary Election
 June 3, 2008
 Certified Results

Date:06/24/08
 Time:10:58:24
 Page:61 of 62

SUPERIOR COURT JUDGE OFFICE NO. 5

	Reg. Voters	Total Votes	JOHN MACKINNON	JED BEEBE	LYNN S. CUTLER	KEVIN READY
Polling	701	52	25 48.08%	10 19.23%	5 9.62%	12 23.08%
Vote By Mail	701	84	38 45.24%	22 26.19%	12 14.29%	11 13.10%
Total	701	136	63 46.32%	32 23.53%	17 12.50%	23 16.91%
53-5630 CITY STMR						
Polling	981	62	29 46.77%	23 37.10%	5 8.06%	5 8.06%
Vote By Mail	981	143	47 32.87%	41 28.67%	28 19.58%	27 18.88%
Total	981	205	76 37.07%	64 31.22%	33 16.10%	32 15.61%
53-5631 CITY STMR						
Polling	718	55	29 52.73%	15 27.27%	6 10.91%	5 9.09%
Vote By Mail	718	129	50 38.76%	38 29.46%	19 14.73%	22 17.05%
Total	718	184	79 42.93%	53 28.80%	25 13.59%	27 14.67%
53-5632 CITY STMR						
Polling	1120	85	36 42.35%	31 36.47%	11 12.94%	7 8.24%
Vote By Mail	1120	237	94 39.66%	94 39.66%	34 14.35%	15 6.33%
Total	1120	322	130 40.37%	125 38.82%	45 13.98%	22 6.83%
53-5633 CITY STMR						
Polling	1130	64	31 48.44%	20 31.25%	10 15.63%	3 4.69%
Vote By Mail	1130	255	106 41.57%	73 28.63%	44 17.25%	32 12.55%
Total	1130	319	137 42.95%	93 29.15%	54 16.93%	35 10.97%
53-5636 CITY STMR						
Polling	929	83	33 39.76%	34 40.96%	3 3.61%	13 15.66%
Vote By Mail	929	350	146 41.71%	95 27.14%	80 22.86%	28 8.00%
Total	929	433	179 41.34%	129 29.79%	83 19.17%	41 9.47%
53-5637 CITY STMR						
Polling	749	40	17 42.50%	14 35.00%	7 17.50%	2 5.00%
Vote By Mail	749	167	75 44.91%	48 28.74%	27 16.17%	17 10.18%
Total	749	207	92 44.44%	62 29.95%	34 16.43%	19 9.18%
53-5640 CITY STMR						
Polling	1052	60	27 45.00%	13 21.67%	9 15.00%	11 18.33%
Vote By Mail	1052	121	58 47.93%	31 25.62%	21 17.36%	9 7.44%
Total	1052	181	85 46.96%	44 24.31%	30 16.57%	20 11.05%
53-5641 CITY STMR						
Polling	953	58	24 41.38%	13 22.41%	14 24.14%	7 12.07%
Vote By Mail	953	219	98 44.75%	57 26.03%	44 20.09%	20 9.13%
Total	953	277	122 44.04%	70 25.27%	58 20.94%	27 9.75%
53-5803 M-CITY STMR						
Polling	135	67	36 53.73%	21 31.34%	7 10.45%	3 4.48%
Vote By Mail	135	0	0 -	0 -	0 -	0 -
Total	135	67	36 53.73%	21 31.34%	7 10.45%	3 4.48%
53-5805 CITY STMR						
Polling	926	55	21 38.18%	15 27.27%	11 20.00%	7 12.73%
Vote By Mail	926	170	72 42.35%	50 29.41%	38 22.35%	9 5.29%

Santa Barbara County
 Statewide Direct Primary Election
 June 3, 2008
 Certified Results

Date:06/24/08
 Time:10:58:24
 Page:62 of 62

SUPERIOR COURT JUDGE OFFICE NO. 5

	Reg. Voters	Total Votes	JOHN MACKINNON	JED BEEBE	LYNN S. CUTLER	KEVIN READY
Total	926	225	93 41.33%	65 28.89%	49 21.78%	16 7.11%
53-5843 CITY STMR						
Polling	976	58	30 51.72%	11 18.97%	8 13.79%	9 15.52%
Vote By Mail	976	150	67 44.67%	30 20.00%	28 18.67%	25 16.67%
Total	976	208	97 46.63%	41 19.71%	36 17.31%	34 16.35%
Total						
Polling	188277	20143	7979 39.61%	4493 22.31%	3254 16.15%	4274 21.22%
Vote By Mail	188277	41437	16517 39.86%	8936 21.57%	8193 19.77%	7564 18.25%
Total	188277	61580	24496 39.78%	13429 21.81%	11447 18.59%	11838 19.22%

Santa Barbara County
 Statewide Direct Primary Election
 June 3, 2008
 Certified Results

Date:07/08/08
 Time:11:50:56
 Page:1 of 15

	TURN OUT		
	Reg. Voters	Cards Cast	% Turnout
Jurisdiction Wide			
10-0026 M-MCYN			
Polling	52	27	51.92%
Vote By Mail	52	0	0.00%
Total	52	27	51.92%
10-1002 CARP			
Polling	802	55	6.86%
Vote By Mail	802	246	30.67%
Total	802	301	37.53%
10-1006 CARP			
Polling	1072	101	9.42%
Vote By Mail	1072	376	35.07%
Total	1072	477	44.50%
10-1007 CARP			
Polling	592	43	7.26%
Vote By Mail	592	206	34.80%
Total	592	249	42.06%
10-1008 SMLD			
Polling	648	66	10.19%
Vote By Mail	648	177	27.31%
Total	648	243	37.50%
10-1010 MONT			
Polling	1147	113	9.85%
Vote By Mail	1147	382	33.30%
Total	1147	495	43.16%
10-1013 MONT			
Polling	1152	135	11.72%
Vote By Mail	1152	357	30.99%
Total	1152	492	42.71%
10-1015 MONT			
Polling	1088	107	9.83%
Vote By Mail	1088	324	29.78%
Total	1088	431	39.61%
10-1018 MONT			
Polling	963	84	8.72%
Vote By Mail	963	360	37.38%
Total	963	444	46.11%
10-1021 CSPR			
Polling	697	53	7.60%
Vote By Mail	697	172	24.68%
Total	697	225	32.28%
10-1023 CSPR			

Santa Barbara County
 Statewide Direct Primary Election
 June 3, 2008
 Certified Results

Date:07/08/08
 Time:11:50:56
 Page:2 of 15

	TURN OUT		
	Reg. Voters	Cards Cast	% Turnout
Polling	978	99	10.12%
Vote By Mail	978	314	32.11%
Total	978	413	42.23%
10-1024 M-STYN			
Polling	18	6	33.33%
Vote By Mail	18	0	0.00%
Total	18	6	33.33%
10-1026 MCYN			
Polling	693	92	13.28%
Vote By Mail	693	229	33.04%
Total	693	321	46.32%
10-1027 MCYN			
Polling	706	94	13.31%
Vote By Mail	706	246	34.84%
Total	706	340	48.16%
10-1028 MCYN			
Polling	454	83	18.28%
Vote By Mail	454	138	30.40%
Total	454	221	48.68%
10-1032 M-CARP			
Polling	25	16	64.00%
Vote By Mail	25	0	0.00%
Total	25	16	64.00%
12-1201 M-CITY STBR			
Polling	103	45	43.69%
Vote By Mail	103	0	0.00%
Total	103	45	43.69%
12-1202 M-CITY STBR			
Polling	19	5	26.32%
Vote By Mail	19	0	0.00%
Total	19	5	26.32%
12-1203 CITY STBR			
Polling	968	94	9.71%
Vote By Mail	968	304	31.40%
Total	968	398	41.12%
12-1206 CITY STBR			
Polling	875	82	9.37%
Vote By Mail	875	184	21.03%
Total	875	266	30.40%
12-1207 CITY STBR			
Polling	700	72	10.29%
Vote By Mail	700	142	20.29%

Santa Barbara County
 Statewide Direct Primary Election
 June 3, 2008
 Certified Results

Date:07/08/08
 Time:11:50:56
 Page:3 of 15

	TURN OUT		
	Reg. Voters	Cards Cast	% Turnout
Total	700	214	30.57%
12-1208 CITY STBR			
Polling	1023	105	10.26%
Vote By Mail	1023	408	39.88%
Total	1023	513	50.15%
12-1209 M-CITY STBR			
Polling	25	11	44.00%
Vote By Mail	25	0	0.00%
Total	25	11	44.00%
12-1210 M-CITY STBR			
Polling	203	92	45.32%
Vote By Mail	203	0	0.00%
Total	203	92	45.32%
12-1211 CITY STBR			
Polling	806	92	11.41%
Vote By Mail	806	255	31.64%
Total	806	347	43.05%
12-1214 CITY STBR			
Polling	711	61	8.58%
Vote By Mail	711	140	19.69%
Total	711	201	28.27%
12-1215 CITY STBR			
Polling	779	118	15.15%
Vote By Mail	779	121	15.53%
Total	779	239	30.68%
12-1216 CITY STBR			
Polling	862	88	10.21%
Vote By Mail	862	204	23.67%
Total	862	292	33.87%
12-1217 CITY STBR			
Polling	843	110	13.05%
Vote By Mail	843	328	38.91%
Total	843	438	51.96%
12-1218 CITY STBR			
Polling	897	124	13.82%
Vote By Mail	897	271	30.21%
Total	897	395	44.04%
12-1219 CITY STBR			
Polling	745	86	11.54%
Vote By Mail	745	165	22.15%
Total	745	251	33.69%
12-1221 CITY STBR			

Santa Barbara County
 Statewide Direct Primary Election
 June 3, 2008
 Certified Results

Date:07/08/08
 Time:11:50:56
 Page:4 of 15

	TURN OUT		
	Reg. Voters	Cards Cast	% Turnout
Polling	723	58	8.02%
Vote By Mail	723	106	14.66%
Total	723	164	22.68%
12-1223 CITY STBR			
Polling	915	95	10.38%
Vote By Mail	915	264	28.85%
Total	915	359	39.23%
12-1224 CITY STBR			
Polling	1001	129	12.89%
Vote By Mail	1001	238	23.78%
Total	1001	367	36.66%
12-1225 CITY STBR			
Polling	1060	139	13.11%
Vote By Mail	1060	192	18.11%
Total	1060	331	31.23%
12-1226 CITY STBR			
Polling	936	78	8.33%
Vote By Mail	936	158	16.88%
Total	936	236	25.21%
12-1227 CITY STBR			
Polling	977	131	13.41%
Vote By Mail	977	219	22.42%
Total	977	350	35.82%
12-1228 CITY STBR			
Polling	901	91	10.10%
Vote By Mail	901	159	17.65%
Total	901	250	27.75%
12-1232 CITY STBR			
Polling	823	105	12.76%
Vote By Mail	823	154	18.71%
Total	823	259	31.47%
12-1233 CITY STBR			
Polling	890	90	10.11%
Vote By Mail	890	157	17.64%
Total	890	247	27.75%
12-1235 CITY STBR			
Polling	619	77	12.44%
Vote By Mail	619	86	13.89%
Total	619	163	26.33%
12-1236 CITY STBR			
Polling	439	30	6.83%
Vote By Mail	439	66	15.03%

Santa Barbara County
 Statewide Direct Primary Election
 June 3, 2008
 Certified Results

Date:07/08/08
 Time:11:50:56
 Page:5 of 15

	TURN OUT		
	Reg. Voters	Cards Cast	% Turnout
Total	439	96	21.87%
12-2218 CITY STBR			
Polling	968	101	10.43%
Vote By Mail	968	172	17.77%
Total	968	273	28.20%
15-1101 CITY CARP			
Polling	901	139	15.43%
Vote By Mail	901	271	30.08%
Total	901	410	45.50%
15-1102 CITY CARP			
Polling	1079	154	14.27%
Vote By Mail	1079	342	31.70%
Total	1079	496	45.97%
15-1105 CITY CARP			
Polling	880	106	12.05%
Vote By Mail	880	214	24.32%
Total	880	320	36.36%
15-1107 CITY CARP			
Polling	959	75	7.82%
Vote By Mail	959	230	23.98%
Total	959	305	31.80%
15-1108 CITY CARP			
Polling	440	40	9.09%
Vote By Mail	440	126	28.64%
Total	440	166	37.73%
15-1110 CITY CARP			
Polling	1091	153	14.02%
Vote By Mail	1091	327	29.97%
Total	1091	480	44.00%
15-1114 CITY CARP			
Polling	892	135	15.13%
Vote By Mail	892	228	25.56%
Total	892	363	40.70%
Total			
Polling	37140	4285	11.54%
Vote By Mail	37140	9758	26.27%
Total	37140	14043	37.81%

Santa Barbara County
Statewide Direct Primary Election
June 3, 2008
Certified Results

Date:07/08/08
Time:11:50:56
Page:7 of 15

REPUBLICAN COUNTY COMMITTEE 1ST SUP DIST REP

	Reg. Voters	Vote For	Total Votes	FRANK HOTCHKISS	RONALD W. HURD	TROY ADAIR LUCERO	DEBBIE LYNN THOMPSON	GREGORY GANDRUD
Polling	359	4	77	18 23.38%	14 18.18%	15 19.48%	15 19.48%	15 19.48%
Vote By Mail	359	4	295	69 23.39%	56 18.98%	56 18.98%	65 22.03%	49 16.61%
Total	359	8	372	87 23.39%	70 18.82%	71 19.09%	80 21.51%	64 17.20%
10-1024 M-STYN								
Polling	3	4	4	0 0.00%	1 25.00%	1 25.00%	0 0.00%	2 50.00%
Vote By Mail	3	4	0	0 -	0 -	0 -	0 -	0 -
Total	3	8	4	0 0.00%	1 25.00%	1 25.00%	0 0.00%	2 50.00%
10-1026 MCYN								
Polling	149	4	41	9 21.95%	9 21.95%	5 12.20%	8 19.51%	10 24.39%
Vote By Mail	149	4	102	26 25.49%	19 18.63%	5 4.90%	22 21.57%	25 24.51%
Total	149	8	143	35 24.48%	28 19.58%	10 6.99%	30 20.98%	35 24.48%
10-1027 MCYN								
Polling	171	4	47	11 23.40%	11 23.40%	6 12.77%	11 23.40%	8 17.02%
Vote By Mail	171	4	124	28 22.58%	21 16.94%	24 19.35%	22 17.74%	29 23.39%
Total	171	8	171	39 22.81%	32 18.71%	30 17.54%	33 19.30%	37 21.64%
10-1028 MCYN								
Polling	103	4	33	9 27.27%	7 21.21%	5 15.15%	6 18.18%	6 18.18%
Vote By Mail	103	4	82	19 23.17%	13 15.85%	11 13.41%	16 19.51%	22 26.83%
Total	103	8	115	28 24.35%	20 17.39%	16 13.91%	22 19.13%	28 24.35%
10-1032 M-CARP								
Polling	7	4	19	4 21.05%	3 15.79%	4 21.05%	4 21.05%	4 21.05%
Vote By Mail	7	4	0	0 -	0 -	0 -	0 -	0 -
Total	7	8	19	4 21.05%	3 15.79%	4 21.05%	4 21.05%	4 21.05%
12-1201 M-CITY STBR								
Polling	31	4	32	9 28.13%	6 18.75%	7 21.88%	7 21.88%	3 9.38%
Vote By Mail	31	4	0	0 -	0 -	0 -	0 -	0 -
Total	31	8	32	9 28.13%	6 18.75%	7 21.88%	7 21.88%	3 9.38%
12-1202 M-CITY STBR								
Polling	6	4	4	1 25.00%	0 0.00%	1 25.00%	1 25.00%	1 25.00%
Vote By Mail	6	4	0	0 -	0 -	0 -	0 -	0 -
Total	6	8	4	1 25.00%	0 0.00%	1 25.00%	1 25.00%	1 25.00%
12-1203 CITY STBR								
Polling	357	4	38	13 34.21%	5 13.16%	3 7.89%	6 15.79%	11 28.95%
Vote By Mail	357	4	336	87 25.89%	67 19.94%	43 12.80%	66 19.64%	73 21.73%
Total	357	8	374	100 26.74%	72 19.25%	46 12.30%	72 19.25%	84 22.46%
12-1206 CITY STBR								
Polling	114	4	9	3 33.33%	1 11.11%	1 11.11%	2 22.22%	2 22.22%
Vote By Mail	114	4	80	19 23.75%	17 21.25%	12 15.00%	22 27.50%	10 12.50%
Total	114	8	89	22 24.72%	18 20.22%	13 14.61%	24 26.97%	12 13.48%
12-1207 CITY STBR								
Polling	68	4	20	5 25.00%	3 15.00%	4 20.00%	4 20.00%	4 20.00%
Vote By Mail	68	4	22	6 27.27%	4 18.18%	2 9.09%	4 18.18%	6 27.27%

Santa Barbara County
Statewide Direct Primary Election
June 3, 2008
Certified Results

Date:07/08/08
Time:11:50:56
Page:9 of 15

REPUBLICAN COUNTY COMMITTEE 1ST SUP DIST REP

	Reg. Voters	Vote For	Total Votes	FRANK HOTCHKISS	RONALD W. HURD	TROY ADAIR LUCERO	DEBBIE LYNN THOMPSON	GREGORY GANDRUD
Polling	91	4	13	2 15.38%	3 23.08%	2 15.38%	3 23.08%	2 15.38%
Vote By Mail	91	4	26	7 26.92%	4 15.38%	2 7.69%	8 30.77%	5 19.23%
Total	91	8	39	9 23.08%	7 17.95%	4 10.26%	11 28.21%	7 17.95%
12-1223 CITY STBR								
Polling	182	4	54	15 27.78%	11 20.37%	8 14.81%	11 20.37%	8 14.81%
Vote By Mail	182	4	149	43 28.86%	26 17.45%	16 10.74%	28 18.79%	32 21.48%
Total	182	8	203	58 28.57%	37 18.23%	24 11.82%	39 19.21%	40 19.70%
12-1224 CITY STBR								
Polling	186	4	34	8 23.53%	7 20.59%	3 8.82%	7 20.59%	9 26.47%
Vote By Mail	186	4	129	37 28.68%	25 19.38%	15 11.63%	27 20.93%	25 19.38%
Total	186	8	163	45 27.61%	32 19.63%	18 11.04%	34 20.86%	34 20.86%
12-1225 CITY STBR								
Polling	171	4	62	14 22.58%	11 17.74%	14 22.58%	11 17.74%	12 19.35%
Vote By Mail	171	4	93	24 25.81%	15 16.13%	16 17.20%	19 20.43%	19 20.43%
Total	171	8	155	38 24.52%	26 16.77%	30 19.35%	30 19.35%	31 20.00%
12-1226 CITY STBR								
Polling	145	4	39	9 23.08%	7 17.95%	7 17.95%	9 23.08%	7 17.95%
Vote By Mail	145	4	57	17 29.82%	8 14.04%	12 21.05%	11 19.30%	9 15.79%
Total	145	8	96	26 27.08%	15 15.63%	19 19.79%	20 20.83%	16 16.67%
12-1227 CITY STBR								
Polling	147	4	58	13 22.41%	10 17.24%	12 20.69%	10 17.24%	12 20.69%
Vote By Mail	147	4	61	14 22.95%	13 21.31%	9 14.75%	16 26.23%	9 14.75%
Total	147	8	119	27 22.69%	23 19.33%	21 17.65%	26 21.85%	21 17.65%
12-1228 CITY STBR								
Polling	108	4	40	10 25.00%	7 17.50%	9 22.50%	8 20.00%	6 15.00%
Vote By Mail	108	4	47	10 21.28%	9 19.15%	7 14.89%	9 19.15%	11 23.40%
Total	108	8	87	20 22.99%	16 18.39%	16 18.39%	17 19.54%	17 19.54%
12-1232 CITY STBR								
Polling	132	4	27	9 33.33%	3 11.11%	3 11.11%	7 25.93%	4 14.81%
Vote By Mail	132	4	57	15 26.32%	10 17.54%	9 15.79%	13 22.81%	10 17.54%
Total	132	8	84	24 28.57%	13 15.48%	12 14.29%	20 23.81%	14 16.67%
12-1233 CITY STBR								
Polling	97	4	12	2 16.67%	3 25.00%	1 8.33%	2 16.67%	4 33.33%
Vote By Mail	97	4	36	7 19.44%	11 30.56%	7 19.44%	7 19.44%	4 11.11%
Total	97	8	48	9 18.75%	14 29.17%	8 16.67%	9 18.75%	8 16.67%
12-1235 CITY STBR								
Polling	83	4	23	6 26.09%	4 17.39%	3 13.04%	7 30.43%	3 13.04%
Vote By Mail	83	4	33	8 24.24%	5 15.15%	7 21.21%	7 21.21%	6 18.18%
Total	83	8	56	14 25.00%	9 16.07%	10 17.86%	14 25.00%	9 16.07%
12-1236 CITY STBR								
Polling	68	4	0	0 -	0 -	0 -	0 -	0 -
Vote By Mail	68	4	38	8 21.05%	8 21.05%	6 15.79%	8 21.05%	8 21.05%

Santa Barbara County
 Statewide Direct Primary Election
 June 3, 2008
 Certified Results

Date:07/08/08
 Time:11:50:56
 Page:10 of 15

REPUBLICAN COUNTY COMMITTEE 1ST SUP DIST REP

	Reg. Voters	Vote For	Total Votes	FRANK HOTCHKISS	RONALD W. HURD	TROY ADAIR LUCERO	DEBBIE LYNN THOMPSON	GREGORY GANDRUD
Total	68	8	38	8 21.05%	8 21.05%	6 15.79%	8 21.05%	8 21.05%
12-2218 CITY STBR								
Polling	149	4	35	9 25.71%	8 22.86%	5 14.29%	7 20.00%	6 17.14%
Vote By Mail	149	4	60	15 25.00%	13 21.67%	10 16.67%	13 21.67%	9 15.00%
Total	149	8	95	24 25.26%	21 22.11%	15 15.79%	20 21.05%	15 15.79%
15-1101 CITY CARP								
Polling	233	4	76	15 19.74%	19 25.00%	9 11.84%	14 18.42%	19 25.00%
Vote By Mail	233	4	216	42 19.44%	56 25.93%	32 14.81%	46 21.30%	40 18.52%
Total	233	8	292	57 19.52%	75 25.68%	41 14.04%	60 20.55%	59 20.21%
15-1102 CITY CARP								
Polling	335	4	144	34 23.61%	38 26.39%	21 14.58%	26 18.06%	25 17.36%
Vote By Mail	335	4	307	62 20.20%	82 26.71%	45 14.66%	57 18.57%	60 19.54%
Total	335	8	451	96 21.29%	120 26.61%	66 14.63%	83 18.40%	85 18.85%
15-1105 CITY CARP								
Polling	241	4	89	18 20.22%	22 24.72%	7 7.87%	19 21.35%	23 25.84%
Vote By Mail	241	4	186	41 22.04%	43 23.12%	26 13.98%	36 19.35%	40 21.51%
Total	241	8	275	59 21.45%	65 23.64%	33 12.00%	55 20.00%	63 22.91%
15-1107 CITY CARP								
Polling	220	4	36	3 8.33%	10 27.78%	5 13.89%	8 22.22%	10 27.78%
Vote By Mail	220	4	153	29 18.95%	34 22.22%	22 14.38%	29 18.95%	39 25.49%
Total	220	8	189	32 16.93%	44 23.28%	27 14.29%	37 19.58%	49 25.93%
15-1108 CITY CARP								
Polling	130	4	16	3 18.75%	3 18.75%	2 12.50%	4 25.00%	4 25.00%
Vote By Mail	130	4	121	25 20.66%	26 21.49%	22 18.18%	24 19.83%	24 19.83%
Total	130	8	137	28 20.44%	29 21.17%	24 17.52%	28 20.44%	28 20.44%
15-1110 CITY CARP								
Polling	359	4	136	33 24.26%	32 23.53%	17 12.50%	24 17.65%	30 22.06%
Vote By Mail	359	4	277	58 20.94%	62 22.38%	38 13.72%	56 20.22%	62 22.38%
Total	359	8	413	91 22.03%	94 22.76%	55 13.32%	80 19.37%	92 22.28%
15-1114 CITY CARP								
Polling	319	4	149	34 22.82%	35 23.49%	20 13.42%	32 21.48%	28 18.79%
Vote By Mail	319	4	237	53 22.36%	53 22.36%	30 12.66%	54 22.78%	47 19.83%
Total	319	8	386	87 22.54%	88 22.80%	50 12.95%	86 22.28%	75 19.43%
Total								
Polling	9553	200	2496	629 25.20%	503 20.15%	358 14.34%	504 20.19%	496 19.87%
Vote By Mail	9553	200	7203	1766 24.52%	1468 20.38%	1014 14.08%	1415 19.64%	1513 21.01%
Total	9553	400	9699	2395 24.69%	1971 20.32%	1372 14.15%	1919 19.79%	2009 20.71%

Santa Barbara County
 Statewide Direct Primary Election
 June 3, 2008
 Certified Results

Date:07/08/08
 Time:11:50:56
 Page:11 of 15

COUNTY BOARD OF SUPERVISORS 1ST DISTRICT					
	Reg. Voters	Vote For	Total Votes	SALUD CARBAJAL	
Jurisdiction Wide					
10-0026 M-MCYN					
Polling	52	1	20	18	90.00%
Vote By Mail	52	1	0	0	-
Total	52	2	20	18	90.00%
10-1002 CARP					
Polling	802	1	43	40	93.02%
Vote By Mail	802	1	183	174	95.08%
Total	802	2	226	214	94.69%
10-1006 CARP					
Polling	1072	1	86	83	96.51%
Vote By Mail	1072	1	301	293	97.34%
Total	1072	2	387	376	97.16%
10-1007 CARP					
Polling	592	1	37	37	100.00%
Vote By Mail	592	1	166	165	99.40%
Total	592	2	203	202	99.51%
10-1008 SMLD					
Polling	648	1	56	55	98.21%
Vote By Mail	648	1	146	142	97.26%
Total	648	2	202	197	97.52%
10-1010 MONT					
Polling	1147	1	92	87	94.57%
Vote By Mail	1147	1	300	288	96.00%
Total	1147	2	392	375	95.66%
10-1013 MONT					
Polling	1152	1	108	104	96.30%
Vote By Mail	1152	1	308	303	98.38%
Total	1152	2	416	407	97.84%
10-1015 MONT					
Polling	1088	1	80	77	96.25%
Vote By Mail	1088	1	256	244	95.31%
Total	1088	2	336	321	95.54%
10-1018 MONT					
Polling	963	1	69	66	95.65%
Vote By Mail	963	1	290	286	98.62%
Total	963	2	359	352	98.05%
10-1021 CSPR					
Polling	697	1	42	42	100.00%
Vote By Mail	697	1	142	139	97.89%
Total	697	2	184	181	98.37%
10-1023 CSPR					

Santa Barbara County
 Statewide Direct Primary Election
 June 3, 2008
 Certified Results

Date:07/08/08
 Time:11:50:56
 Page:12 of 15

COUNTY BOARD OF SUPERVISORS 1ST DISTRICT					
	Reg. Voters	Vote For	Total Votes	SALUD CARBAJAL	
Polling	978	1	89	87	97.75%
Vote By Mail	978	1	249	246	98.80%
Total	978	2	338	333	98.52%
10-1024 M-STYN					
Polling	18	1	3	3	100.00%
Vote By Mail	18	1	0	0	-
Total	18	2	3	3	100.00%
10-1026 MCYN					
Polling	693	1	73	72	98.63%
Vote By Mail	693	1	201	194	96.52%
Total	693	2	274	266	97.08%
10-1027 MCYN					
Polling	706	1	83	83	100.00%
Vote By Mail	706	1	206	201	97.57%
Total	706	2	289	284	98.27%
10-1028 MCYN					
Polling	454	1	60	57	95.00%
Vote By Mail	454	1	111	109	98.20%
Total	454	2	171	166	97.08%
10-1032 M-CARP					
Polling	25	1	9	9	100.00%
Vote By Mail	25	1	0	0	-
Total	25	2	9	9	100.00%
12-1201 M-CITY STBR					
Polling	103	1	37	37	100.00%
Vote By Mail	103	1	0	0	-
Total	103	2	37	37	100.00%
12-1202 M-CITY STBR					
Polling	19	1	3	3	100.00%
Vote By Mail	19	1	0	0	-
Total	19	2	3	3	100.00%
12-1203 CITY STBR					
Polling	968	1	75	74	98.67%
Vote By Mail	968	1	235	231	98.30%
Total	968	2	310	305	98.39%
12-1206 CITY STBR					
Polling	875	1	71	68	95.77%
Vote By Mail	875	1	160	159	99.38%
Total	875	2	231	227	98.27%
12-1207 CITY STBR					
Polling	700	1	63	62	98.41%
Vote By Mail	700	1	129	128	99.22%

Santa Barbara County
 Statewide Direct Primary Election
 June 3, 2008
 Certified Results

Date:07/08/08
 Time:11:50:56
 Page:13 of 15

	COUNTY BOARD OF SUPERVISORS 1ST DISTRICT			
	Reg. Voters	Vote For	Total Votes	SALUD CARBAJAL
Total	700	2	192	190 98.96%
12-1208 CITY STBR				
Polling	1023	1	73	72 98.63%
Vote By Mail	1023	1	324	312 96.30%
Total	1023	2	397	384 96.73%
12-1209 M-CITY STBR				
Polling	25	1	9	9 100.00%
Vote By Mail	25	1	0	0 -
Total	25	2	9	9 100.00%
12-1210 M-CITY STBR				
Polling	203	1	76	76 100.00%
Vote By Mail	203	1	0	0 -
Total	203	2	76	76 100.00%
12-1211 CITY STBR				
Polling	806	1	73	71 97.26%
Vote By Mail	806	1	193	190 98.45%
Total	806	2	266	261 98.12%
12-1214 CITY STBR				
Polling	711	1	50	48 96.00%
Vote By Mail	711	1	123	121 98.37%
Total	711	2	173	169 97.69%
12-1215 CITY STBR				
Polling	779	1	95	91 95.79%
Vote By Mail	779	1	99	96 96.97%
Total	779	2	194	187 96.39%
12-1216 CITY STBR				
Polling	862	1	82	82 100.00%
Vote By Mail	862	1	181	175 96.69%
Total	862	2	263	257 97.72%
12-1217 CITY STBR				
Polling	843	1	81	80 98.77%
Vote By Mail	843	1	250	239 95.60%
Total	843	2	331	319 96.37%
12-1218 CITY STBR				
Polling	897	1	95	92 96.84%
Vote By Mail	897	1	216	212 98.15%
Total	897	2	311	304 97.75%
12-1219 CITY STBR				
Polling	745	1	74	73 98.65%
Vote By Mail	745	1	147	145 98.64%
Total	745	2	221	218 98.64%
12-1221 CITY STBR				

Santa Barbara County
 Statewide Direct Primary Election
 June 3, 2008
 Certified Results

Date:07/08/08
 Time:11:50:56
 Page:14 of 15

COUNTY BOARD OF SUPERVISORS 1ST DISTRICT					
	Reg. Voters	Vote For	Total Votes	SALUD CARBAJAL	
Polling	723	1	47	44	93.62%
Vote By Mail	723	1	89	86	96.63%
Total	723	2	136	130	95.59%
12-1223 CITY STBR					
Polling	915	1	83	80	96.39%
Vote By Mail	915	1	214	210	98.13%
Total	915	2	297	290	97.64%
12-1224 CITY STBR					
Polling	1001	1	106	103	97.17%
Vote By Mail	1001	1	190	187	98.42%
Total	1001	2	296	290	97.97%
12-1225 CITY STBR					
Polling	1060	1	105	105	100.00%
Vote By Mail	1060	1	157	154	98.09%
Total	1060	2	262	259	98.85%
12-1226 CITY STBR					
Polling	936	1	67	65	97.01%
Vote By Mail	936	1	130	126	96.92%
Total	936	2	197	191	96.95%
12-1227 CITY STBR					
Polling	977	1	106	101	95.28%
Vote By Mail	977	1	179	179	100.00%
Total	977	2	285	280	98.25%
12-1228 CITY STBR					
Polling	901	1	77	76	98.70%
Vote By Mail	901	1	127	125	98.43%
Total	901	2	204	201	98.53%
12-1232 CITY STBR					
Polling	823	1	89	84	94.38%
Vote By Mail	823	1	127	122	96.06%
Total	823	2	216	206	95.37%
12-1233 CITY STBR					
Polling	890	1	77	76	98.70%
Vote By Mail	890	1	133	127	95.49%
Total	890	2	210	203	96.67%
12-1235 CITY STBR					
Polling	619	1	65	62	95.38%
Vote By Mail	619	1	74	73	98.65%
Total	619	2	139	135	97.12%
12-1236 CITY STBR					
Polling	439	1	30	28	93.33%
Vote By Mail	439	1	63	61	96.83%

Santa Barbara County
 Statewide Direct Primary Election
 June 3, 2008
 Certified Results

Date:07/08/08
 Time:11:50:56
 Page:15 of 15

COUNTY BOARD OF SUPERVISORS 1ST DISTRICT					
	Reg. Voters	Vote For	Total Votes	SALUD CARBAJAL	
Total	439	2	93	89	95.70%
12-2218 CITY STBR					
Polling	968	1	89	86	96.63%
Vote By Mail	968	1	145	136	93.79%
Total	968	2	234	222	94.87%
15-1101 CITY CARP					
Polling	901	1	124	123	99.19%
Vote By Mail	901	1	233	227	97.42%
Total	901	2	357	350	98.04%
15-1102 CITY CARP					
Polling	1079	1	128	124	96.88%
Vote By Mail	1079	1	277	270	97.47%
Total	1079	2	405	394	97.28%
15-1105 CITY CARP					
Polling	880	1	86	86	100.00%
Vote By Mail	880	1	184	179	97.28%
Total	880	2	270	265	98.15%
15-1107 CITY CARP					
Polling	959	1	66	64	96.97%
Vote By Mail	959	1	195	192	98.46%
Total	959	2	261	256	98.08%
15-1108 CITY CARP					
Polling	440	1	31	29	93.55%
Vote By Mail	440	1	106	106	100.00%
Total	440	2	137	135	98.54%
15-1110 CITY CARP					
Polling	1091	1	125	121	96.80%
Vote By Mail	1091	1	259	253	97.68%
Total	1091	2	384	374	97.40%
15-1114 CITY CARP					
Polling	892	1	114	111	97.37%
Vote By Mail	892	1	188	182	96.81%
Total	892	2	302	293	97.02%
Total					
Polling	37140	50	3522	3426	97.27%
Vote By Mail	37140	50	7986	7787	97.51%
Total	37140	100	11508	11213	97.44%

Santa Barbara County
 Statewide Direct Primary Election
 June 3, 2008
 Certified Results

Date:06/24/08
 Time:10:59:33
 Page:1 of 18

	TURN OUT		
	Reg. Voters	Cards Cast	% Turnout
Jurisdiction Wide			
30-0120 M-PUR			
Polling	2	0	0.00%
Vote By Mail	2	0	0.00%
Total	2	0	0.00%
30-0917 M-ORCT			
Polling	0	0	-
Vote By Mail	0	0	-
Total	0	0	-
30-0992 M-LSAL			
Polling	47	26	55.32%
Vote By Mail	47	0	0.00%
Total	47	26	55.32%
30-3014 M-GLTA			
Polling	47	20	42.55%
Vote By Mail	47	0	0.00%
Total	47	20	42.55%
30-3017 UCSB			
Polling	515	93	18.06%
Vote By Mail	515	57	11.07%
Total	515	150	29.13%
30-3019 UCSB			
Polling	666	119	17.87%
Vote By Mail	666	118	17.72%
Total	666	237	35.59%
30-3020 UCSB			
Polling	927	158	17.04%
Vote By Mail	927	7	0.76%
Total	927	165	17.80%
30-3021 IV			
Polling	684	76	11.11%
Vote By Mail	684	8	1.17%
Total	684	84	12.28%
30-3022 IV			
Polling	717	88	12.27%
Vote By Mail	717	27	3.77%
Total	717	115	16.04%
30-3023 IV			
Polling	431	59	13.69%
Vote By Mail	431	16	3.71%
Total	431	75	17.40%
30-3024 IV			

Santa Barbara County
 Statewide Direct Primary Election
 June 3, 2008
 Certified Results

Date:06/24/08
 Time:10:59:33
 Page:2 of 18

	TURN OUT		
	Reg. Voters	Cards Cast	% Turnout
Polling	748	69	9.22%
Vote By Mail	748	18	2.41%
Total	748	87	11.63%
30-3026 UCSB			
Polling	895	109	12.18%
Vote By Mail	895	5	0.56%
Total	895	114	12.74%
30-3027 UCSB			
Polling	905	117	12.93%
Vote By Mail	905	5	0.55%
Total	905	122	13.48%
30-3028 UCSB			
Polling	544	85	15.63%
Vote By Mail	544	4	0.74%
Total	544	89	16.36%
30-3029 UCSB			
Polling	987	135	13.68%
Vote By Mail	987	8	0.81%
Total	987	143	14.49%
30-3031 IV			
Polling	907	125	13.78%
Vote By Mail	907	73	8.05%
Total	907	198	21.83%
30-3032 IV			
Polling	523	88	16.83%
Vote By Mail	523	18	3.44%
Total	523	106	20.27%
30-3033 IV			
Polling	721	103	14.29%
Vote By Mail	721	14	1.94%
Total	721	117	16.23%
30-3036 IV			
Polling	554	88	15.88%
Vote By Mail	554	16	2.89%
Total	554	104	18.77%
30-3049 GLTA			
Polling	371	96	25.88%
Vote By Mail	371	92	24.80%
Total	371	188	50.67%
30-3050 M-GLTA			
Polling	108	52	48.15%
Vote By Mail	108	0	0.00%

Santa Barbara County
 Statewide Direct Primary Election
 June 3, 2008
 Certified Results

Date:06/24/08
 Time:10:59:33
 Page:3 of 18

	TURN OUT		
	Reg. Voters	Cards Cast	% Turnout
Total	108	52	48.15%
30-3051 M-GLTA			
Polling	135	61	45.19%
Vote By Mail	135	0	0.00%
Total	135	61	45.19%
30-3053 M-GLTA			
Polling	0	0	-
Vote By Mail	0	0	-
Total	0	0	-
30-3056 M-STYN			
Polling	4	0	0.00%
Vote By Mail	4	0	0.00%
Total	4	0	0.00%
30-3058 M-STYN			
Polling	198	71	35.86%
Vote By Mail	198	0	0.00%
Total	198	71	35.86%
30-3059 STYN			
Polling	679	88	12.96%
Vote By Mail	679	234	34.46%
Total	679	322	47.42%
30-3060 STYN			
Polling	659	105	15.93%
Vote By Mail	659	239	36.27%
Total	659	344	52.20%
30-3061 STYN			
Polling	1085	177	16.31%
Vote By Mail	1085	395	36.41%
Total	1085	572	52.72%
30-3062 STYN			
Polling	1083	198	18.28%
Vote By Mail	1083	323	29.82%
Total	1083	521	48.11%
30-3066 SLVG			
Polling	300	32	10.67%
Vote By Mail	300	128	42.67%
Total	300	160	53.33%
30-3068 M-SLVG			
Polling	125	80	64.00%
Vote By Mail	125	0	0.00%
Total	125	80	64.00%
30-3069 BLRD			

Santa Barbara County
 Statewide Direct Primary Election
 June 3, 2008
 Certified Results

Date:06/24/08
 Time:10:59:33
 Page:4 of 18

	TURN OUT		
	Reg. Voters	Cards Cast	% Turnout
Polling	856	130	15.19%
Vote By Mail	856	320	37.38%
Total	856	450	52.57%
30-3071 LSOL			
Polling	968	207	21.38%
Vote By Mail	968	324	33.47%
Total	968	531	54.86%
30-3073 BLTN			
Polling	411	34	8.27%
Vote By Mail	411	161	39.17%
Total	411	195	47.45%
30-3075 M-BLTN			
Polling	80	37	46.25%
Vote By Mail	80	0	0.00%
Total	80	37	46.25%
30-3077 M-VIST			
Polling	130	65	50.00%
Vote By Mail	130	0	0.00%
Total	130	65	50.00%
30-3078 M-VIST			
Polling	0	0	-
Vote By Mail	0	0	-
Total	0	0	-
30-3079 M-VIST			
Polling	9	0	0.00%
Vote By Mail	9	0	0.00%
Total	9	0	0.00%
30-3080 M-VIST			
Polling	133	54	40.60%
Vote By Mail	133	0	0.00%
Total	133	54	40.60%
30-3081 M-VIST			
Polling	0	0	-
Vote By Mail	0	0	-
Total	0	0	-
30-3082 M-VIST			
Polling	46	21	45.65%
Vote By Mail	46	0	0.00%
Total	46	21	45.65%
30-3083 M-PUR			
Polling	58	19	32.76%
Vote By Mail	58	0	0.00%

Santa Barbara County
 Statewide Direct Primary Election
 June 3, 2008
 Certified Results

Date:06/24/08
 Time:10:59:33
 Page:5 of 18

	TURN OUT		
	Reg. Voters	Cards Cast	% Turnout
Total	58	19	32.76%
30-3085 M-PUR			
Polling	82	39	47.56%
Vote By Mail	82	0	0.00%
Total	82	39	47.56%
30-3086 M-PUR			
Polling	34	13	38.24%
Vote By Mail	34	0	0.00%
Total	34	13	38.24%
30-3092 LSAL			
Polling	738	103	13.96%
Vote By Mail	738	211	28.59%
Total	738	314	42.55%
30-3095 IV			
Polling	662	86	12.99%
Vote By Mail	662	30	4.53%
Total	662	116	17.52%
30-3914 M-GLTA			
Polling	36	15	41.67%
Vote By Mail	36	0	0.00%
Total	36	15	41.67%
30-3950 M-GLTA			
Polling	19	8	42.11%
Vote By Mail	19	0	0.00%
Total	19	8	42.11%
30-3954 M-PRDS			
Polling	0	0	-
Vote By Mail	0	0	-
Total	0	0	-
30-3966 M-SLVG			
Polling	3	1	33.33%
Vote By Mail	3	0	0.00%
Total	3	1	33.33%
30-3978 M-VIST			
Polling	0	0	-
Vote By Mail	0	0	-
Total	0	0	-
30-3980 M-VIST			
Polling	0	0	-
Vote By Mail	0	0	-
Total	0	0	-
30-3984 M-PUR			

Santa Barbara County
 Statewide Direct Primary Election
 June 3, 2008
 Certified Results

Date:06/24/08
 Time:10:59:33
 Page:6 of 18

	TURN OUT		
	Reg. Voters	Cards Cast	% Turnout
Polling	9	4	44.44%
Vote By Mail	9	0	0.00%
Total	9	4	44.44%
30-3986 M-PUR			
Polling	46	26	56.52%
Vote By Mail	46	0	0.00%
Total	46	26	56.52%
30-3987 PUR			
Polling	362	35	9.67%
Vote By Mail	362	144	39.78%
Total	362	179	49.45%
30-3994 M-ORCT			
Polling	1	1	100.00%
Vote By Mail	1	0	0.00%
Total	1	1	100.00%
30-4001 M-VDBG			
Polling	0	0	-
Vote By Mail	0	0	-
Total	0	0	-
30-4002 VDBG			
Polling	469	11	2.35%
Vote By Mail	469	36	7.68%
Total	469	47	10.02%
30-4006 PUR			
Polling	1018	153	15.03%
Vote By Mail	1018	222	21.81%
Total	1018	375	36.84%
30-4009 PUR			
Polling	759	75	9.88%
Vote By Mail	759	280	36.89%
Total	759	355	46.77%
30-4010 PUR			
Polling	921	129	14.01%
Vote By Mail	921	307	33.33%
Total	921	436	47.34%
30-4012 PUR			
Polling	761	93	12.22%
Vote By Mail	761	349	45.86%
Total	761	442	58.08%
30-4014 M-PUR			
Polling	0	0	-
Vote By Mail	0	0	-

Santa Barbara County
 Statewide Direct Primary Election
 June 3, 2008
 Certified Results

Date:06/24/08
 Time:10:59:33
 Page:7 of 18

	TURN OUT		
	Reg. Voters	Cards Cast	% Turnout
Total	0	0	-
30-4017 M-ORCT			
Polling	0	0	-
Vote By Mail	0	0	-
Total	0	0	-
30-4915 M-CSML			
Polling	0	0	-
Vote By Mail	0	0	-
Total	0	0	-
30-5903 M-LSOL			
Polling	52	26	50.00%
Vote By Mail	52	0	0.00%
Total	52	26	50.00%
31-3501 M-CITY LMPC			
Polling	76	17	22.37%
Vote By Mail	76	0	0.00%
Total	76	17	22.37%
31-4525 M-CITY LMPC			
Polling	238	100	42.02%
Vote By Mail	238	0	0.00%
Total	238	100	42.02%
32-3201 M-AIRPORT			
Polling	0	0	-
Vote By Mail	0	0	-
Total	0	0	-
36-3301 M-CITY SLVG			
Polling	120	81	67.50%
Vote By Mail	120	0	0.00%
Total	120	81	67.50%
36-3302 CITY SLVG			
Polling	785	123	15.67%
Vote By Mail	785	254	32.36%
Total	785	377	48.03%
36-3303 CITY SLVG			
Polling	849	148	17.43%
Vote By Mail	849	317	37.34%
Total	849	465	54.77%
36-3304 CITY SLVG			
Polling	1065	155	14.55%
Vote By Mail	1065	383	35.96%
Total	1065	538	50.52%
36-3305 M-CITY SLVG			

Santa Barbara County
 Statewide Direct Primary Election
 June 3, 2008
 Certified Results

Date:06/24/08
 Time:10:59:33
 Page:8 of 18

	TURN OUT		
	Reg. Voters	Cards Cast	% Turnout
Polling	194	137	70.62%
Vote By Mail	194	0	0.00%
Total	194	137	70.62%
37-3401 CITY BLTN			
Polling	405	53	13.09%
Vote By Mail	405	111	27.41%
Total	405	164	40.49%
37-3402 CITY BLTN			
Polling	1061	145	13.67%
Vote By Mail	1061	274	25.82%
Total	1061	419	39.49%
37-3403 CITY BLTN			
Polling	945	144	15.24%
Vote By Mail	945	353	37.35%
Total	945	497	52.59%
38-3006 CITY GLTA			
Polling	1064	209	19.64%
Vote By Mail	1064	360	33.83%
Total	1064	569	53.48%
38-3011 CITY GLTA			
Polling	1107	198	17.89%
Vote By Mail	1107	350	31.62%
Total	1107	548	49.50%
38-3015 CITY GLTA			
Polling	477	116	24.32%
Vote By Mail	477	154	32.29%
Total	477	270	56.60%
38-3016 CITY GLTA			
Polling	1093	165	15.10%
Vote By Mail	1093	272	24.89%
Total	1093	437	39.98%
38-3039 CITY GLTA			
Polling	760	132	17.37%
Vote By Mail	760	174	22.89%
Total	760	306	40.26%
38-3040 CITY GLTA			
Polling	708	113	15.96%
Vote By Mail	708	205	28.95%
Total	708	318	44.92%
38-3041 CITY GLTA			
Polling	919	161	17.52%
Vote By Mail	919	229	24.92%

Santa Barbara County
 Statewide Direct Primary Election
 June 3, 2008
 Certified Results

Date:06/24/08
 Time:10:59:33
 Page:9 of 18

	TURN OUT		
	Reg. Voters	Cards Cast	% Turnout
Total	919	390	42.44%
38-3042 CITY GLTA			
Polling	1247	214	17.16%
Vote By Mail	1247	331	26.54%
Total	1247	545	43.70%
38-3043 CITY GLTA			
Polling	1010	166	16.44%
Vote By Mail	1010	181	17.92%
Total	1010	347	34.36%
38-3045 CITY GLTA			
Polling	1110	178	16.04%
Vote By Mail	1110	337	30.36%
Total	1110	515	46.40%
38-3047 CITY GLTA			
Polling	1073	186	17.33%
Vote By Mail	1073	280	26.10%
Total	1073	466	43.43%
38-3916 M-CITY GLTA			
Polling	235	67	28.51%
Vote By Mail	235	0	0.00%
Total	235	67	28.51%
38-9008 M-CITY GLTA			
Polling	0	0	-
Vote By Mail	0	0	-
Total	0	0	-
Total			
Polling	40771	6911	16.95%
Vote By Mail	40771	8754	21.47%
Total	40771	15665	38.42%

Santa Barbara County
Statewide Direct Primary Election
June 3, 2008
Certified Results

Date:06/24/08
Time:10:59:33
Page:11 of 18

COUNTY BOARD OF SUPERVISORS 3RD DISTRICT

	Reg. Voters	Vote For	Total Votes	STEVEN PAPPAS		VICTORIA POINTER		DAVE SMYSER		DAVID (DAVE) BEARMAN		DOREEN FARR	
Polling	748	1	68	9	13.24%	0	0.00%	2	2.94%	15	22.06%	42	61.76%
Vote By Mail	748	1	16	5	31.25%	1	6.25%	0	0.00%	4	25.00%	6	37.50%
Total	748	2	84	14	16.67%	1	1.19%	2	2.38%	19	22.62%	48	57.14%
30-3026 UCSB													
Polling	895	1	105	11	10.48%	0	0.00%	0	0.00%	25	23.81%	69	65.71%
Vote By Mail	895	1	4	1	25.00%	0	0.00%	0	0.00%	2	50.00%	1	25.00%
Total	895	2	109	12	11.01%	0	0.00%	0	0.00%	27	24.77%	70	64.22%
30-3027 UCSB													
Polling	905	1	116	15	12.93%	5	4.31%	3	2.59%	25	21.55%	68	58.62%
Vote By Mail	905	1	5	0	0.00%	0	0.00%	0	0.00%	3	60.00%	2	40.00%
Total	905	2	121	15	12.40%	5	4.13%	3	2.48%	28	23.14%	70	57.85%
30-3028 UCSB													
Polling	544	1	84	7	8.33%	2	2.38%	2	2.38%	17	20.24%	56	66.67%
Vote By Mail	544	1	4	0	0.00%	0	0.00%	1	25.00%	2	50.00%	1	25.00%
Total	544	2	88	7	7.95%	2	2.27%	3	3.41%	19	21.59%	57	64.77%
30-3029 UCSB													
Polling	987	1	132	14	10.61%	0	0.00%	1	0.76%	37	28.03%	80	60.61%
Vote By Mail	987	1	8	2	25.00%	0	0.00%	0	0.00%	2	25.00%	4	50.00%
Total	987	2	140	16	11.43%	0	0.00%	1	0.71%	39	27.86%	84	60.00%
30-3031 IV													
Polling	907	1	125	12	9.60%	6	4.80%	3	2.40%	31	24.80%	73	58.40%
Vote By Mail	907	1	69	5	7.25%	9	13.04%	3	4.35%	11	15.94%	41	59.42%
Total	907	2	194	17	8.76%	15	7.73%	6	3.09%	42	21.65%	114	58.76%
30-3032 IV													
Polling	523	1	88	8	9.09%	0	0.00%	0	0.00%	19	21.59%	61	69.32%
Vote By Mail	523	1	18	2	11.11%	0	0.00%	0	0.00%	3	16.67%	13	72.22%
Total	523	2	106	10	9.43%	0	0.00%	0	0.00%	22	20.75%	74	69.81%
30-3033 IV													
Polling	721	1	102	10	9.80%	1	0.98%	1	0.98%	33	32.35%	57	55.88%
Vote By Mail	721	1	13	1	7.69%	0	0.00%	0	0.00%	2	15.38%	9	69.23%
Total	721	2	115	11	9.57%	1	0.87%	1	0.87%	35	30.43%	66	57.39%
30-3036 IV													
Polling	554	1	87	7	8.05%	1	1.15%	2	2.30%	23	26.44%	54	62.07%
Vote By Mail	554	1	15	2	13.33%	0	0.00%	0	0.00%	4	26.67%	9	60.00%
Total	554	2	102	9	8.82%	1	0.98%	2	1.96%	27	26.47%	63	61.76%
30-3049 GLTA													
Polling	371	1	92	32	34.78%	4	4.35%	24	26.09%	4	4.35%	28	30.43%
Vote By Mail	371	1	88	14	15.91%	0	0.00%	28	31.82%	11	12.50%	34	38.64%
Total	371	2	180	46	25.56%	4	2.22%	52	28.89%	15	8.33%	62	34.44%
30-3050 M-GLTA													
Polling	108	1	48	7	14.58%	0	0.00%	16	33.33%	10	20.83%	14	29.17%
Vote By Mail	108	1	0	0	-	0	-	0	-	0	-	0	-

Santa Barbara County
 Statewide Direct Primary Election
 June 3, 2008
 Certified Results

Date:06/24/08
 Time:10:59:34
 Page:13 of 18

COUNTY BOARD OF SUPERVISORS 3RD DISTRICT

	Reg. Voters	Vote For	Total Votes	STEVEN PAPPAS		VICTORIA POINTER		DAVE SMYSER		DAVID (DAVE) BEARMAN		DOREEN FARR	
Polling	856	1	130	68	52.31%	4	3.08%	28	21.54%	5	3.85%	25	19.23%
Vote By Mail	856	1	315	117	37.14%	31	9.84%	99	31.43%	12	3.81%	56	17.78%
Total	856	2	445	185	41.57%	35	7.87%	127	28.54%	17	3.82%	81	18.20%
30-3071 LSOL													
Polling	968	1	205	120	58.54%	5	2.44%	37	18.05%	6	2.93%	37	18.05%
Vote By Mail	968	1	319	158	49.53%	21	6.58%	75	23.51%	13	4.08%	52	16.30%
Total	968	2	524	278	53.05%	26	4.96%	112	21.37%	19	3.63%	89	16.98%
30-3073 BLTN													
Polling	411	1	34	13	38.24%	0	0.00%	12	35.29%	3	8.82%	5	14.71%
Vote By Mail	411	1	157	46	29.30%	22	14.01%	52	33.12%	12	7.64%	25	15.92%
Total	411	2	191	59	30.89%	22	11.52%	64	33.51%	15	7.85%	30	15.71%
30-3075 M-BLTN													
Polling	80	1	32	9	28.13%	4	12.50%	15	46.88%	0	0.00%	4	12.50%
Vote By Mail	80	1	0	0	-	0	-	0	-	0	-	0	-
Total	80	2	32	9	28.13%	4	12.50%	15	46.88%	0	0.00%	4	12.50%
30-3077 M-VIST													
Polling	130	1	63	2	3.17%	8	12.70%	11	17.46%	12	19.05%	30	47.62%
Vote By Mail	130	1	0	0	-	0	-	0	-	0	-	0	-
Total	130	2	63	2	3.17%	8	12.70%	11	17.46%	12	19.05%	30	47.62%
30-3078 M-VIST													
Polling	0	1	0	0	-	0	-	0	-	0	-	0	-
Vote By Mail	0	1	0	0	-	0	-	0	-	0	-	0	-
Total	0	2	0	0	-	0	-	0	-	0	-	0	-
30-3079 M-VIST													
Polling	9	1	0	0	-	0	-	0	-	0	-	0	-
Vote By Mail	9	1	0	0	-	0	-	0	-	0	-	0	-
Total	9	2	0	0	-	0	-	0	-	0	-	0	-
30-3080 M-VIST													
Polling	133	1	53	9	16.98%	3	5.66%	23	43.40%	4	7.55%	14	26.42%
Vote By Mail	133	1	0	0	-	0	-	0	-	0	-	0	-
Total	133	2	53	9	16.98%	3	5.66%	23	43.40%	4	7.55%	14	26.42%
30-3081 M-VIST													
Polling	0	1	0	0	-	0	-	0	-	0	-	0	-
Vote By Mail	0	1	0	0	-	0	-	0	-	0	-	0	-
Total	0	2	0	0	-	0	-	0	-	0	-	0	-
30-3082 M-VIST													
Polling	46	1	18	3	16.67%	0	0.00%	3	16.67%	0	0.00%	12	66.67%
Vote By Mail	46	1	0	0	-	0	-	0	-	0	-	0	-
Total	46	2	18	3	16.67%	0	0.00%	3	16.67%	0	0.00%	12	66.67%
30-3083 M-PUR													
Polling	58	1	17	5	29.41%	3	17.65%	8	47.06%	0	0.00%	1	5.88%
Vote By Mail	58	1	0	0	-	0	-	0	-	0	-	0	-

Santa Barbara County
Statewide Direct Primary Election
June 3, 2008
Certified Results

Date:06/24/08
Time:10:59:34
Page:14 of 18

COUNTY BOARD OF SUPERVISORS 3RD DISTRICT

	Reg. Voters	Vote For	Total Votes	STEVEN PAPPAS		VICTORIA POINTER		DAVE SMYSER		DAVID (DAVE) BEARMAN		DOREEN FARR	
Total	58	2	17	5	29.41%	3	17.65%	8	47.06%	0	0.00%	1	5.88%
30-3085 M-PUR													
Polling	82	1	39	12	30.77%	1	2.56%	16	41.03%	3	7.69%	7	17.95%
Vote By Mail	82	1	0	0	-	0	-	0	-	0	-	0	-
Total	82	2	39	12	30.77%	1	2.56%	16	41.03%	3	7.69%	7	17.95%
30-3086 M-PUR													
Polling	34	1	13	2	15.38%	0	0.00%	8	61.54%	0	0.00%	1	7.69%
Vote By Mail	34	1	0	0	-	0	-	0	-	0	-	0	-
Total	34	2	13	2	15.38%	0	0.00%	8	61.54%	0	0.00%	1	7.69%
30-3092 LSAL													
Polling	738	1	99	32	32.32%	11	11.11%	38	38.38%	3	3.03%	14	14.14%
Vote By Mail	738	1	206	52	25.24%	21	10.19%	74	35.92%	14	6.80%	43	20.87%
Total	738	2	305	84	27.54%	32	10.49%	112	36.72%	17	5.57%	57	18.69%
30-3095 IV													
Polling	662	1	85	10	11.76%	1	1.18%	2	2.35%	18	21.18%	54	63.53%
Vote By Mail	662	1	30	2	6.67%	7	23.33%	3	10.00%	4	13.33%	14	46.67%
Total	662	2	115	12	10.43%	8	6.96%	5	4.35%	22	19.13%	68	59.13%
30-3914 M-GLTA													
Polling	36	1	13	1	7.69%	0	0.00%	9	69.23%	0	0.00%	3	23.08%
Vote By Mail	36	1	0	0	-	0	-	0	-	0	-	0	-
Total	36	2	13	1	7.69%	0	0.00%	9	69.23%	0	0.00%	3	23.08%
30-3950 M-GLTA													
Polling	19	1	8	0	0.00%	0	0.00%	1	12.50%	3	37.50%	4	50.00%
Vote By Mail	19	1	0	0	-	0	-	0	-	0	-	0	-
Total	19	2	8	0	0.00%	0	0.00%	1	12.50%	3	37.50%	4	50.00%
30-3954 M-PRDS													
Polling	0	1	0	0	-	0	-	0	-	0	-	0	-
Vote By Mail	0	1	0	0	-	0	-	0	-	0	-	0	-
Total	0	2	0	0	-	0	-	0	-	0	-	0	-
30-3966 M-SLVG													
Polling	3	1	1	0	0.00%	0	0.00%	1	100.00%	0	0.00%	0	0.00%
Vote By Mail	3	1	0	0	-	0	-	0	-	0	-	0	-
Total	3	2	1	0	0.00%	0	0.00%	1	100.00%	0	0.00%	0	0.00%
30-3978 M-VIST													
Polling	0	1	0	0	-	0	-	0	-	0	-	0	-
Vote By Mail	0	1	0	0	-	0	-	0	-	0	-	0	-
Total	0	2	0	0	-	0	-	0	-	0	-	0	-
30-3980 M-VIST													
Polling	0	1	0	0	-	0	-	0	-	0	-	0	-
Vote By Mail	0	1	0	0	-	0	-	0	-	0	-	0	-
Total	0	2	0	0	-	0	-	0	-	0	-	0	-
30-3984 M-PUR													
Polling	0	1	0	0	-	0	-	0	-	0	-	0	-
Vote By Mail	0	1	0	0	-	0	-	0	-	0	-	0	-
Total	0	2	0	0	-	0	-	0	-	0	-	0	-

Santa Barbara County
Statewide Direct Primary Election
June 3, 2008
Certified Results

Date:06/24/08
Time:10:59:34
Page:15 of 18

COUNTY BOARD OF SUPERVISORS 3RD DISTRICT

	Reg. Voters	Vote For	Total Votes	STEVEN PAPPAS		VICTORIA POINTER		DAVE SMYSER		DAVID (DAVE) BEARMAN		DOREEN FARR	
Polling	9	1	4	2	50.00%	0	0.00%	2	50.00%	0	0.00%	0	0.00%
Vote By Mail	9	1	0	0	-	0	-	0	-	0	-	0	-
Total	9	2	4	2	50.00%	0	0.00%	2	50.00%	0	0.00%	0	0.00%
30-3986 M-PUR													
Polling	46	1	26	5	19.23%	1	3.85%	16	61.54%	1	3.85%	1	3.85%
Vote By Mail	46	1	0	0	-	0	-	0	-	0	-	0	-
Total	46	2	26	5	19.23%	1	3.85%	16	61.54%	1	3.85%	1	3.85%
30-3987 PUR													
Polling	362	1	34	10	29.41%	5	14.71%	12	35.29%	0	0.00%	7	20.59%
Vote By Mail	362	1	140	35	25.00%	15	10.71%	53	37.86%	5	3.57%	32	22.86%
Total	362	2	174	45	25.86%	20	11.49%	65	37.36%	5	2.87%	39	22.41%
30-3994 M-ORCT													
Polling	1	1	1	0	0.00%	0	0.00%	1	100.00%	0	0.00%	0	0.00%
Vote By Mail	1	1	0	0	-	0	-	0	-	0	-	0	-
Total	1	2	1	0	0.00%	0	0.00%	1	100.00%	0	0.00%	0	0.00%
30-4001 M-VDBG													
Polling	0	1	0	0	-	0	-	0	-	0	-	0	-
Vote By Mail	0	1	0	0	-	0	-	0	-	0	-	0	-
Total	0	2	0	0	-	0	-	0	-	0	-	0	-
30-4002 VDBG													
Polling	469	1	9	3	33.33%	3	33.33%	0	0.00%	0	0.00%	3	33.33%
Vote By Mail	469	1	34	6	17.65%	10	29.41%	7	20.59%	4	11.76%	6	17.65%
Total	469	2	43	9	20.93%	13	30.23%	7	16.28%	4	9.30%	9	20.93%
30-4006 PUR													
Polling	1018	1	147	34	23.13%	14	9.52%	42	28.57%	7	4.76%	50	34.01%
Vote By Mail	1018	1	211	58	27.49%	38	18.01%	38	18.01%	16	7.58%	59	27.96%
Total	1018	2	358	92	25.70%	52	14.53%	80	22.35%	23	6.42%	109	30.45%
30-4009 PUR													
Polling	759	1	74	13	17.57%	15	20.27%	18	24.32%	4	5.41%	24	32.43%
Vote By Mail	759	1	261	53	20.31%	36	13.79%	87	33.33%	22	8.43%	62	23.75%
Total	759	2	335	66	19.70%	51	15.22%	105	31.34%	26	7.76%	86	25.67%
30-4010 PUR													
Polling	921	1	128	32	25.00%	14	10.94%	57	44.53%	2	1.56%	23	17.97%
Vote By Mail	921	1	300	59	19.67%	28	9.33%	111	37.00%	21	7.00%	80	26.67%
Total	921	2	428	91	21.26%	42	9.81%	168	39.25%	23	5.37%	103	24.07%
30-4012 PUR													
Polling	761	1	90	14	15.56%	5	5.56%	43	47.78%	5	5.56%	22	24.44%
Vote By Mail	761	1	337	68	20.18%	42	12.46%	137	40.65%	8	2.37%	82	24.33%
Total	761	2	427	82	19.20%	47	11.01%	180	42.15%	13	3.04%	104	24.36%
30-4014 M-PUR													
Polling	0	1	0	0	-	0	-	0	-	0	-	0	-
Vote By Mail	0	1	0	0	-	0	-	0	-	0	-	0	-

Santa Barbara County
Statewide Direct Primary Election
June 3, 2008
Certified Results

Date:06/24/08
Time:10:59:34
Page:17 of 18

COUNTY BOARD OF SUPERVISORS 3RD DISTRICT

	Reg. Voters	Vote For	Total Votes	STEVEN PAPPAS		VICTORIA POINTER		DAVE SMYSER		DAVID (DAVE) BEARMAN		DOREEN FARR	
Polling	194	1	133	44	33.08%	28	21.05%	32	24.06%	8	6.02%	21	15.79%
Vote By Mail	194	1	0	0	-	0	-	0	-	0	-	0	-
Total	194	2	133	44	33.08%	28	21.05%	32	24.06%	8	6.02%	21	15.79%
37-3401 CITY BLTN													
Polling	405	1	52	21	40.38%	9	17.31%	12	23.08%	3	5.77%	7	13.46%
Vote By Mail	405	1	110	44	40.00%	34	30.91%	14	12.73%	1	0.91%	17	15.45%
Total	405	2	162	65	40.12%	43	26.54%	26	16.05%	4	2.47%	24	14.81%
37-3402 CITY BLTN													
Polling	1061	1	144	41	28.47%	29	20.14%	35	24.31%	8	5.56%	31	21.53%
Vote By Mail	1061	1	267	81	30.34%	62	23.22%	59	22.10%	8	3.00%	57	21.35%
Total	1061	2	411	122	29.68%	91	22.14%	94	22.87%	16	3.89%	88	21.41%
37-3403 CITY BLTN													
Polling	945	1	141	57	40.43%	34	24.11%	22	15.60%	5	3.55%	23	16.31%
Vote By Mail	945	1	343	76	22.16%	103	30.03%	64	18.66%	14	4.08%	86	25.07%
Total	945	2	484	133	27.48%	137	28.31%	86	17.77%	19	3.93%	109	22.52%
38-3006 CITY GLTA													
Polling	1064	1	207	53	25.60%	11	5.31%	33	15.94%	18	8.70%	92	44.44%
Vote By Mail	1064	1	340	49	14.41%	12	3.53%	71	20.88%	25	7.35%	183	53.82%
Total	1064	2	547	102	18.65%	23	4.20%	104	19.01%	43	7.86%	275	50.27%
38-3011 CITY GLTA													
Polling	1107	1	195	30	15.38%	7	3.59%	42	21.54%	27	13.85%	89	45.64%
Vote By Mail	1107	1	332	60	18.07%	15	4.52%	71	21.39%	42	12.65%	144	43.37%
Total	1107	2	527	90	17.08%	22	4.17%	113	21.44%	69	13.09%	233	44.21%
38-3015 CITY GLTA													
Polling	477	1	111	17	15.32%	1	0.90%	24	21.62%	13	11.71%	56	50.45%
Vote By Mail	477	1	141	22	15.60%	4	2.84%	35	24.82%	13	9.22%	67	47.52%
Total	477	2	252	39	15.48%	5	1.98%	59	23.41%	26	10.32%	123	48.81%
38-3016 CITY GLTA													
Polling	1093	1	162	16	9.88%	0	0.00%	32	19.75%	23	14.20%	91	56.17%
Vote By Mail	1093	1	259	30	11.58%	9	3.47%	46	17.76%	41	15.83%	133	51.35%
Total	1093	2	421	46	10.93%	9	2.14%	78	18.53%	64	15.20%	224	53.21%
38-3039 CITY GLTA													
Polling	760	1	131	17	12.98%	4	3.05%	12	9.16%	18	13.74%	80	61.07%
Vote By Mail	760	1	167	33	19.76%	8	4.79%	27	16.17%	27	16.17%	72	43.11%
Total	760	2	298	50	16.78%	12	4.03%	39	13.09%	45	15.10%	152	51.01%
38-3040 CITY GLTA													
Polling	708	1	113	16	14.16%	3	2.65%	14	12.39%	25	22.12%	55	48.67%
Vote By Mail	708	1	199	25	12.56%	2	1.01%	39	19.60%	47	23.62%	86	43.22%
Total	708	2	312	41	13.14%	5	1.60%	53	16.99%	72	23.08%	141	45.19%
38-3041 CITY GLTA													
Polling	919	1	160	24	15.00%	8	5.00%	28	17.50%	16	10.00%	84	52.50%
Vote By Mail	919	1	217	20	9.22%	9	4.15%	40	18.43%	29	13.36%	117	53.92%

Santa Barbara County
 Statewide Direct Primary Election
 June 3, 2008
 Certified Results

Date:06/24/08
 Time:10:59:34
 Page:18 of 18

COUNTY BOARD OF SUPERVISORS 3RD DISTRICT

	Reg. Voters	Vote For	Total Votes	STEVEN PAPPAS		VICTORIA POINTER		DAVE SMYSER		DAVID (DAVE) BEARMAN		DOREEN FARR	
Total	919	2	377	44	11.67%	17	4.51%	68	18.04%	45	11.94%	201	53.32%
38-3042 CITY GLTA													
Polling	1247	1	207	26	12.56%	2	0.97%	14	6.76%	20	9.66%	145	70.05%
Vote By Mail	1247	1	312	44	14.10%	13	4.17%	37	11.86%	36	11.54%	182	58.33%
Total	1247	2	519	70	13.49%	15	2.89%	51	9.83%	56	10.79%	327	63.01%
38-3043 CITY GLTA													
Polling	1010	1	162	17	10.49%	4	2.47%	18	11.11%	23	14.20%	100	61.73%
Vote By Mail	1010	1	171	22	12.87%	10	5.85%	23	13.45%	24	14.04%	91	53.22%
Total	1010	2	333	39	11.71%	14	4.20%	41	12.31%	47	14.11%	191	57.36%
38-3045 CITY GLTA													
Polling	1110	1	175	28	16.00%	7	4.00%	10	5.71%	28	16.00%	101	57.71%
Vote By Mail	1110	1	328	36	10.98%	13	3.96%	72	21.95%	31	9.45%	176	53.66%
Total	1110	2	503	64	12.72%	20	3.98%	82	16.30%	59	11.73%	277	55.07%
38-3047 CITY GLTA													
Polling	1073	1	181	20	11.05%	11	6.08%	45	24.86%	24	13.26%	80	44.20%
Vote By Mail	1073	1	270	31	11.48%	13	4.81%	64	23.70%	39	14.44%	122	45.19%
Total	1073	2	451	51	11.31%	24	5.32%	109	24.17%	63	13.97%	202	44.79%
38-3916 M-CITY GLTA													
Polling	235	1	63	11	17.46%	8	12.70%	6	9.52%	15	23.81%	23	36.51%
Vote By Mail	235	1	0	0	-	0	-	0	-	0	-	0	-
Total	235	2	63	11	17.46%	8	12.70%	6	9.52%	15	23.81%	23	36.51%
38-9008 M-CITY GLTA													
Polling	0	1	0	0	-	0	-	0	-	0	-	0	-
Vote By Mail	0	1	0	0	-	0	-	0	-	0	-	0	-
Total	0	2	0	0	-	0	-	0	-	0	-	0	-
Total													
Polling	40771	90	6766	1653	24.43%	398	5.88%	1199	17.72%	785	11.60%	2714	40.11%
Vote By Mail	40771	90	8446	2245	26.58%	793	9.39%	1976	23.40%	687	8.13%	2727	32.29%
Total	40771	180	15212	3898	25.62%	1191	7.83%	3175	20.87%	1472	9.68%	5441	35.77%

Santa Barbara County
 Statewide Direct Primary Election
 June 3, 2008
 Certified Results

Date:06/24/08
 Time:10:59:59
 Page:1 of 7

	TURN OUT			COUNTY BOARD OF SUPERVISORS 4TH DISTRICT			
	Reg. Voters	Cards Cast	% Turnout	Reg. Voters	Total Votes	JOHN I STERLING	JONI GRAY
Jurisdiction Wide							
40-0012 M-PUR							
Polling	10	6	60.00%	10	6	3 50.00%	3 50.00%
Vote By Mail	10	0	0.00%	10	0	0 -	0 -
Total	10	6	60.00%	10	6	3 50.00%	3 50.00%
40-0915 M-CSML							
Polling	49	17	34.69%	49	16	11 68.75%	4 25.00%
Vote By Mail	49	0	0.00%	49	0	0 -	0 -
Total	49	17	34.69%	49	16	11 68.75%	4 25.00%
40-0918 M-ORCT							
Polling	3	2	66.67%	3	2	0 0.00%	2 100.00%
Vote By Mail	3	0	0.00%	3	0	0 -	0 -
Total	3	2	66.67%	3	2	0 0.00%	2 100.00%
40-0921 M-STMR							
Polling	0	0	-	0	0	0 -	0 -
Vote By Mail	0	0	-	0	0	0 -	0 -
Total	0	0	-	0	0	0 -	0 -
40-0926 M-ORCT							
Polling	2	2	100.00%	2	2	0 0.00%	2 100.00%
Vote By Mail	2	0	0.00%	2	0	0 -	0 -
Total	2	2	100.00%	2	2	0 0.00%	2 100.00%
40-3087 PUR							
Polling	1026	147	14.33%	1026	146	63 43.15%	81 55.48%
Vote By Mail	1026	254	24.76%	1026	247	101 40.89%	146 59.11%
Total	1026	401	39.08%	1026	393	164 41.73%	227 57.76%
40-3088 PUR							
Polling	937	147	15.69%	937	143	64 44.76%	79 55.24%
Vote By Mail	937	341	36.39%	937	333	150 45.05%	183 54.95%
Total	937	488	52.08%	937	476	214 44.96%	262 55.04%
40-3090 M-PUR							
Polling	0	0	-	0	0	0 -	0 -
Vote By Mail	0	0	-	0	0	0 -	0 -
Total	0	0	-	0	0	0 -	0 -
40-3091 PUR							
Polling	429	48	11.19%	429	47	30 63.83%	16 34.04%
Vote By Mail	429	169	39.39%	429	167	52 31.14%	115 68.86%
Total	429	217	50.58%	429	214	82 38.32%	131 61.21%
40-3093 M-LSAL							
Polling	44	27	61.36%	44	27	0 0.00%	27 100.00%
Vote By Mail	44	0	0.00%	44	0	0 -	0 -
Total	44	27	61.36%	44	27	0 0.00%	27 100.00%
40-4003 M-PUR							

Santa Barbara County
Statewide Direct Primary Election
June 3, 2008
Certified Results

Date:06/24/08
Time:10:59:59
Page:2 of 7

	TURN OUT			COUNTY BOARD OF SUPERVISORS 4TH DISTRICT			
	Reg. Voters	Cards Cast	% Turnout	Reg. Voters	Total Votes	JOHN I STERLING	JONI GRAY
Polling	26	11	42.31%	26	11	3 27.27%	8 72.73%
Vote By Mail	26	0	0.00%	26	0	0 -	0 -
Total	26	11	42.31%	26	11	3 27.27%	8 72.73%
40-4015 M-CSML							
Polling	0	0	-	0	0	0 -	0 -
Vote By Mail	0	0	-	0	0	0 -	0 -
Total	0	0	-	0	0	0 -	0 -
40-4018 M-ORCT							
Polling	2	2	100.00%	2	2	0 0.00%	2 100.00%
Vote By Mail	2	0	0.00%	2	0	0 -	0 -
Total	2	2	100.00%	2	2	0 0.00%	2 100.00%
40-4019 ORCT							
Polling	445	69	15.51%	445	69	34 49.28%	35 50.72%
Vote By Mail	445	169	37.98%	445	168	53 31.55%	115 68.45%
Total	445	238	53.48%	445	237	87 36.71%	150 63.29%
40-4021 ORCT							
Polling	928	127	13.69%	928	126	57 45.24%	69 54.76%
Vote By Mail	928	359	38.69%	928	355	142 40.00%	210 59.15%
Total	928	486	52.37%	928	481	199 41.37%	279 58.00%
40-4022 ORCT							
Polling	879	116	13.20%	879	113	77 68.14%	35 30.97%
Vote By Mail	879	240	27.30%	879	233	126 54.08%	107 45.92%
Total	879	356	40.50%	879	346	203 58.67%	142 41.04%
40-4023 ORCT							
Polling	961	118	12.28%	961	117	63 53.85%	53 45.30%
Vote By Mail	961	259	26.95%	961	255	92 36.08%	159 62.35%
Total	961	377	39.23%	961	372	155 41.67%	212 56.99%
40-4025 ORCT							
Polling	419	47	11.22%	419	46	35 76.09%	11 23.91%
Vote By Mail	419	113	26.97%	419	113	73 64.60%	39 34.51%
Total	419	160	38.19%	419	159	108 67.92%	50 31.45%
40-4026 ORCT							
Polling	551	65	11.80%	551	65	27 41.54%	38 58.46%
Vote By Mail	551	194	35.21%	551	192	67 34.90%	125 65.10%
Total	551	259	47.01%	551	257	94 36.58%	163 63.42%
40-4027 ORCT							
Polling	956	149	15.59%	956	148	67 45.27%	80 54.05%
Vote By Mail	956	381	39.85%	956	375	141 37.60%	234 62.40%
Total	956	530	55.44%	956	523	208 39.77%	314 60.04%
40-4028 ORCT							
Polling	834	153	18.35%	834	153	66 43.14%	87 56.86%
Vote By Mail	834	299	35.85%	834	293	107 36.52%	186 63.48%

Santa Barbara County
Statewide Direct Primary Election
June 3, 2008
Certified Results

Date:06/24/08
Time:10:59:59
Page:4 of 7

	TURN OUT			COUNTY BOARD OF SUPERVISORS 4TH DISTRICT					
	Reg. Voters	Cards Cast	% Turnout	Reg. Voters	Total Votes	JOHN I STERLING		JONI GRAY	
Polling	779	107	13.74%	779	104	50	48.08%	54	51.92%
Vote By Mail	779	233	29.91%	779	230	96	41.74%	133	57.83%
Total	779	340	43.65%	779	334	146	43.71%	187	55.99%
40-4046 M-ORCT									
Polling	107	48	44.86%	107	48	17	35.42%	31	64.58%
Vote By Mail	107	0	0.00%	107	0	0	-	0	-
Total	107	48	44.86%	107	48	17	35.42%	31	64.58%
40-4918 M-ORCT									
Polling	0	0	-	0	0	0	-	0	-
Vote By Mail	0	0	-	0	0	0	-	0	-
Total	0	0	-	0	0	0	-	0	-
40-4926 M-ORCT									
Polling	5	0	0.00%	5	0	0	-	0	-
Vote By Mail	5	0	0.00%	5	0	0	-	0	-
Total	5	0	0.00%	5	0	0	-	0	-
40-5006 ORCT									
Polling	345	76	22.03%	345	75	33	44.00%	42	56.00%
Vote By Mail	345	113	32.75%	345	112	37	33.04%	75	66.96%
Total	345	189	54.78%	345	187	70	37.43%	117	62.57%
40-5009 ORCT									
Polling	272	35	12.87%	272	32	18	56.25%	14	43.75%
Vote By Mail	272	165	60.66%	272	159	55	34.59%	104	65.41%
Total	272	200	73.53%	272	191	73	38.22%	118	61.78%
40-5010 ORCT									
Polling	886	72	8.13%	886	68	29	42.65%	39	57.35%
Vote By Mail	886	319	36.00%	886	314	134	42.68%	180	57.32%
Total	886	391	44.13%	886	382	163	42.67%	219	57.33%
40-5012 M-ORCT									
Polling	177	53	29.94%	177	49	13	26.53%	36	73.47%
Vote By Mail	177	0	0.00%	177	0	0	-	0	-
Total	177	53	29.94%	177	49	13	26.53%	36	73.47%
40-5013 STMR									
Polling	556	57	10.25%	556	57	44	77.19%	12	21.05%
Vote By Mail	556	73	13.13%	556	72	34	47.22%	37	51.39%
Total	556	130	23.38%	556	129	78	60.47%	49	37.98%
40-5014 M-STMR									
Polling	59	27	45.76%	59	24	3	12.50%	21	87.50%
Vote By Mail	59	0	0.00%	59	0	0	-	0	-
Total	59	27	45.76%	59	24	3	12.50%	21	87.50%
40-5020 M-GDLP									
Polling	30	10	33.33%	30	10	0	0.00%	10	100.00%
Vote By Mail	30	0	0.00%	30	0	0	-	0	-

Santa Barbara County
Statewide Direct Primary Election
June 3, 2008
Certified Results

Date:06/24/08
Time:10:59:59
Page:6 of 7

	TURN OUT			COUNTY BOARD OF SUPERVISORS 4TH DISTRICT						
	Reg. Voters	Cards Cast	% Turnout	Reg. Voters	Total Votes	JOHN I STERLING		JONI GRAY		
Polling	934	92	9.85%	934	89	42	47.19%	47	52.81%	
Vote By Mail	934	236	25.27%	934	232	94	40.52%	138	59.48%	
Total	934	328	35.12%	934	321	136	42.37%	185	57.63%	
41-4510 CITY LMPC										
Polling	987	108	10.94%	987	107	40	37.38%	65	60.75%	
Vote By Mail	987	168	17.02%	987	166	71	42.77%	95	57.23%	
Total	987	276	27.96%	987	273	111	40.66%	160	58.61%	
41-4512 CITY LMPC										
Polling	1029	122	11.86%	1029	117	52	44.44%	64	54.70%	
Vote By Mail	1029	246	23.91%	1029	243	96	39.51%	145	59.67%	
Total	1029	368	35.76%	1029	360	148	41.11%	209	58.06%	
41-4513 CITY LMPC										
Polling	972	78	8.02%	972	76	41	53.95%	35	46.05%	
Vote By Mail	972	265	27.26%	972	256	107	41.80%	148	57.81%	
Total	972	343	35.29%	972	332	148	44.58%	183	55.12%	
41-4516 CITY LMPC										
Polling	968	126	13.02%	968	120	59	49.17%	61	50.83%	
Vote By Mail	968	222	22.93%	968	218	77	35.32%	140	64.22%	
Total	968	348	35.95%	968	338	136	40.24%	201	59.47%	
41-4518 CITY LMPC										
Polling	1077	137	12.72%	1077	135	70	51.85%	65	48.15%	
Vote By Mail	1077	300	27.86%	1077	294	135	45.92%	159	54.08%	
Total	1077	437	40.58%	1077	429	205	47.79%	224	52.21%	
41-4519 CITY LMPC										
Polling	1060	132	12.45%	1060	128	63	49.22%	65	50.78%	
Vote By Mail	1060	265	25.00%	1060	257	100	38.91%	157	61.09%	
Total	1060	397	37.45%	1060	385	163	42.34%	222	57.66%	
41-4521 CITY LMPC										
Polling	1010	100	9.90%	1010	100	46	46.00%	54	54.00%	
Vote By Mail	1010	213	21.09%	1010	210	85	40.48%	125	59.52%	
Total	1010	313	30.99%	1010	310	131	42.26%	179	57.74%	
41-4522 CITY LMPC										
Polling	518	54	10.42%	518	51	27	52.94%	23	45.10%	
Vote By Mail	518	171	33.01%	518	167	52	31.14%	114	68.26%	
Total	518	225	43.44%	518	218	79	36.24%	137	62.84%	
41-4524 CITY LMPC										
Polling	464	56	12.07%	464	56	24	42.86%	32	57.14%	
Vote By Mail	464	136	29.31%	464	131	59	45.04%	72	54.96%	
Total	464	192	41.38%	464	187	83	44.39%	104	55.61%	
43-5809 M-CITY STMR										
Polling	211	130	61.61%	211	129	55	42.64%	74	57.36%	
Vote By Mail	211	0	0.00%	211	0	0	-	0	-	

Santa Barbara County
 Statewide Direct Primary Election
 June 3, 2008
 Certified Results

Date:06/24/08
 Time:10:59:59
 Page:7 of 7

	TURN OUT			COUNTY BOARD OF SUPERVISORS 4TH DISTRICT					
	Reg. Voters	Cards Cast	% Turnout	Reg. Voters	Total Votes	JOHN I STERLING		JONI GRAY	
Total	211	130	61.61%	211	129	55	42.64%	74	57.36%
43-5814 M-CITY STMR									
Polling	18	5	27.78%	18	5	5	100.00%	0	0.00%
Vote By Mail	18	0	0.00%	18	0	0	-	0	-
Total	18	5	27.78%	18	5	5	100.00%	0	0.00%
43-5913 M-CITY STMR									
Polling	0	0	-	0	0	0	-	0	-
Vote By Mail	0	0	-	0	0	0	-	0	-
Total	0	0	-	0	0	0	-	0	-
44-5701 CITY GDLP									
Polling	709	58	8.18%	709	57	18	31.58%	39	68.42%
Vote By Mail	709	101	14.25%	709	98	35	35.71%	63	64.29%
Total	709	159	22.43%	709	155	53	34.19%	102	65.81%
44-5702 CITY GDLP									
Polling	1188	94	7.91%	1188	92	42	45.65%	49	53.26%
Vote By Mail	1188	235	19.78%	1188	228	84	36.84%	144	63.16%
Total	1188	329	27.69%	1188	320	126	39.38%	193	60.31%
Total									
Polling	36031	4664	12.94%	36031	4572	2146	46.94%	2404	52.58%
Vote By Mail	36031	10162	28.20%	36031	9956	4025	40.43%	5909	59.35%
Total	36031	14826	41.15%	36031	14528	6171	42.48%	8313	57.22%

Santa Barbara County
Statewide Direct Primary Election
June 3, 2008
Certified Results

Date:06/24/08
Time:11:00:53
Page:2 of 62

	TURN OUT			PROPOSITION 98 EMINENT DOMAIN. LIMITS ON GOVERNMENT AUTHORITY							
	Reg. Voters	Cards Cast	% Turnout	Reg. Voters	Total Votes	Yes			No		
Polling	978	99	10.12%	978	96	33	34.38%		63	65.63%	
Vote By Mail	978	314	32.11%	978	304	123	40.46%		181	59.54%	
Total	978	413	42.23%	978	400	156	39.00%		244	61.00%	
10-1024 M-STYN											
Polling	18	6	33.33%	18	6	4	66.67%		2	33.33%	
Vote By Mail	18	0	0.00%	18	0	0	-		0	-	
Total	18	6	33.33%	18	6	4	66.67%		2	33.33%	
10-1026 MCYN											
Polling	693	92	13.28%	693	89	24	26.97%		65	73.03%	
Vote By Mail	693	229	33.04%	693	225	70	31.11%		155	68.89%	
Total	693	321	46.32%	693	314	94	29.94%		220	70.06%	
10-1027 MCYN											
Polling	706	94	13.31%	706	91	20	21.98%		71	78.02%	
Vote By Mail	706	246	34.84%	706	233	72	30.90%		161	69.10%	
Total	706	340	48.16%	706	324	92	28.40%		232	71.60%	
10-1028 MCYN											
Polling	454	83	18.28%	454	81	31	38.27%		50	61.73%	
Vote By Mail	454	138	30.40%	454	128	47	36.72%		81	63.28%	
Total	454	221	48.68%	454	209	78	37.32%		131	62.68%	
10-1032 M-CARP											
Polling	25	16	64.00%	25	15	10	66.67%		5	33.33%	
Vote By Mail	25	0	0.00%	25	0	0	-		0	-	
Total	25	16	64.00%	25	15	10	66.67%		5	33.33%	
12-1201 M-CITY STBR											
Polling	103	45	43.69%	103	45	21	46.67%		24	53.33%	
Vote By Mail	103	0	0.00%	103	0	0	-		0	-	
Total	103	45	43.69%	103	45	21	46.67%		24	53.33%	
12-1202 M-CITY STBR											
Polling	19	5	26.32%	19	5	0	0.00%		5	100.00%	
Vote By Mail	19	0	0.00%	19	0	0	-		0	-	
Total	19	5	26.32%	19	5	0	0.00%		5	100.00%	
12-1203 CITY STBR											
Polling	968	94	9.71%	968	90	36	40.00%		54	60.00%	
Vote By Mail	968	304	31.40%	968	290	115	39.66%		175	60.34%	
Total	968	398	41.12%	968	380	151	39.74%		229	60.26%	
12-1206 CITY STBR											
Polling	875	82	9.37%	875	78	14	17.95%		64	82.05%	
Vote By Mail	875	184	21.03%	875	171	57	33.33%		114	66.67%	
Total	875	266	30.40%	875	249	71	28.51%		178	71.49%	
12-1207 CITY STBR											
Polling	700	72	10.29%	700	71	21	29.58%		50	70.42%	
Vote By Mail	700	142	20.29%	700	134	50	37.31%		84	62.69%	

Santa Barbara County
Statewide Direct Primary Election
June 3, 2008
Certified Results

Date:06/24/08
Time:11:00:53
Page:4 of 62

	TURN OUT			PROPOSITION 98 EMINENT DOMAIN. LIMITS ON GOVERNMENT AUTHORITY			
	Reg. Voters	Cards Cast	% Turnout	Reg. Voters	Total Votes	Yes	No
Polling	723	58	8.02%	723	55	16	29.09%
Vote By Mail	723	106	14.66%	723	103	33	32.04%
Total	723	164	22.68%	723	158	49	31.01%
12-1223 CITY STBR							
Polling	915	95	10.38%	915	93	25	26.88%
Vote By Mail	915	264	28.85%	915	253	74	29.25%
Total	915	359	39.23%	915	346	99	28.61%
12-1224 CITY STBR							
Polling	1001	129	12.89%	1001	125	34	27.20%
Vote By Mail	1001	238	23.78%	1001	230	81	35.22%
Total	1001	367	36.66%	1001	355	115	32.39%
12-1225 CITY STBR							
Polling	1060	139	13.11%	1060	132	23	17.42%
Vote By Mail	1060	192	18.11%	1060	180	43	23.89%
Total	1060	331	31.23%	1060	312	66	21.15%
12-1226 CITY STBR							
Polling	936	78	8.33%	936	75	22	29.33%
Vote By Mail	936	158	16.88%	936	145	44	30.34%
Total	936	236	25.21%	936	220	66	30.00%
12-1227 CITY STBR							
Polling	977	131	13.41%	977	125	37	29.60%
Vote By Mail	977	219	22.42%	977	209	61	29.19%
Total	977	350	35.82%	977	334	98	29.34%
12-1228 CITY STBR							
Polling	901	91	10.10%	901	86	19	22.09%
Vote By Mail	901	159	17.65%	901	145	41	28.28%
Total	901	250	27.75%	901	231	60	25.97%
12-1232 CITY STBR							
Polling	823	105	12.76%	823	98	31	31.63%
Vote By Mail	823	154	18.71%	823	147	34	23.13%
Total	823	259	31.47%	823	245	65	26.53%
12-1233 CITY STBR							
Polling	890	90	10.11%	890	87	17	19.54%
Vote By Mail	890	157	17.64%	890	151	40	26.49%
Total	890	247	27.75%	890	238	57	23.95%
12-1235 CITY STBR							
Polling	619	77	12.44%	619	74	25	33.78%
Vote By Mail	619	86	13.89%	619	79	26	32.91%
Total	619	163	26.33%	619	153	51	33.33%
12-1236 CITY STBR							
Polling	439	30	6.83%	439	30	5	16.67%
Vote By Mail	439	66	15.03%	439	65	21	32.31%

Santa Barbara County
Statewide Direct Primary Election
June 3, 2008
Certified Results

Date:06/24/08
Time:11:00:53
Page:6 of 62

	TURN OUT			PROPOSITION 98 EMINENT DOMAIN. LIMITS ON GOVERNMENT AUTHORITY							
	Reg. Voters	Cards Cast	% Turnout	Reg. Voters	Total Votes	Yes		No			
Polling	119	50	42.02%	119	48	15	31.25%	33	68.75%		
Vote By Mail	119	0	0.00%	119	0	0	-	0	-		
Total	119	50	42.02%	119	48	15	31.25%	33	68.75%		
20-2004 HOPE											
Polling	734	77	10.49%	734	74	24	32.43%	50	67.57%		
Vote By Mail	734	207	28.20%	734	197	57	28.93%	140	71.07%		
Total	734	284	38.69%	734	271	81	29.89%	190	70.11%		
20-2005 HOPE											
Polling	585	78	13.33%	585	75	24	32.00%	51	68.00%		
Vote By Mail	585	187	31.97%	585	177	57	32.20%	120	67.80%		
Total	585	265	45.30%	585	252	81	32.14%	171	67.86%		
20-2006 HOPE											
Polling	996	158	15.86%	996	157	6	3.82%	151	96.18%		
Vote By Mail	996	563	56.53%	996	558	18	3.23%	540	96.77%		
Total	996	721	72.39%	996	715	24	3.36%	691	96.64%		
20-2007 HOPE											
Polling	717	84	11.72%	717	82	33	40.24%	49	59.76%		
Vote By Mail	717	249	34.73%	717	241	91	37.76%	150	62.24%		
Total	717	333	46.44%	717	323	124	38.39%	199	61.61%		
20-2008 HOPE											
Polling	900	83	9.22%	900	81	20	24.69%	61	75.31%		
Vote By Mail	900	327	36.33%	900	318	178	55.97%	140	44.03%		
Total	900	410	45.56%	900	399	198	49.62%	201	50.38%		
20-2010 GLTA											
Polling	438	29	6.62%	438	29	9	31.03%	20	68.97%		
Vote By Mail	438	168	38.36%	438	156	70	44.87%	86	55.13%		
Total	438	197	44.98%	438	185	79	42.70%	106	57.30%		
20-2012 HOPE											
Polling	1133	142	12.53%	1133	140	46	32.86%	94	67.14%		
Vote By Mail	1133	337	29.74%	1133	320	131	40.94%	189	59.06%		
Total	1133	479	42.28%	1133	460	177	38.48%	283	61.52%		
20-2014 GLTA											
Polling	957	82	8.57%	957	80	27	33.75%	53	66.25%		
Vote By Mail	957	295	30.83%	957	284	100	35.21%	184	64.79%		
Total	957	377	39.39%	957	364	127	34.89%	237	65.11%		
20-2016 GLTA											
Polling	1052	131	12.45%	1052	129	46	35.66%	83	64.34%		
Vote By Mail	1052	361	34.32%	1052	346	162	46.82%	184	53.18%		
Total	1052	492	46.77%	1052	475	208	43.79%	267	56.21%		
20-2018 GLTA											
Polling	967	129	13.34%	967	126	33	26.19%	93	73.81%		
Vote By Mail	967	376	38.88%	967	366	133	36.34%	233	63.66%		

Santa Barbara County
Statewide Direct Primary Election
June 3, 2008
Certified Results

Date:06/24/08
Time:11:00:54
Page:8 of 62

	TURN OUT			PROPOSITION 98 EMINENT DOMAIN. LIMITS ON GOVERNMENT AUTHORITY					
	Reg. Voters	Cards Cast	% Turnout	Reg. Voters	Total Votes	Yes	No		
Polling	1	1	100.00%	1	1	1	100.00%	0	0.00%
Vote By Mail	1	0	0.00%	1	0	0	-	0	-
Total	1	1	100.00%	1	1	1	100.00%	0	0.00%
20-3001 GLTA									
Polling	443	30	6.77%	443	30	8	26.67%	22	73.33%
Vote By Mail	443	166	37.47%	443	164	55	33.54%	109	66.46%
Total	443	196	44.24%	443	194	63	32.47%	131	67.53%
20-3003 GLTA									
Polling	995	127	12.76%	995	123	41	33.33%	82	66.67%
Vote By Mail	995	365	36.68%	995	355	151	42.54%	204	57.46%
Total	995	492	49.45%	995	478	192	40.17%	286	59.83%
20-3905 M-GLTA									
Polling	10	3	30.00%	10	3	3	100.00%	0	0.00%
Vote By Mail	10	0	0.00%	10	0	0	-	0	-
Total	10	3	30.00%	10	3	3	100.00%	0	0.00%
20-3955 M-PRDS									
Polling	0	0	-	0	0	0	-	0	-
Vote By Mail	0	0	-	0	0	0	-	0	-
Total	0	0	-	0	0	0	-	0	-
22-2095 M--CITY STBR									
Polling	10	2	20.00%	10	2	2	100.00%	0	0.00%
Vote By Mail	10	0	0.00%	10	0	0	-	0	-
Total	10	2	20.00%	10	2	2	100.00%	0	0.00%
22-2201 CITY STBR									
Polling	1096	119	10.86%	1096	115	33	28.70%	82	71.30%
Vote By Mail	1096	192	17.52%	1096	186	76	40.86%	110	59.14%
Total	1096	311	28.38%	1096	301	109	36.21%	192	63.79%
22-2202 CITY STBR									
Polling	999	112	11.21%	999	109	25	22.94%	84	77.06%
Vote By Mail	999	265	26.53%	999	252	76	30.16%	176	69.84%
Total	999	377	37.74%	999	361	101	27.98%	260	72.02%
22-2203 CITY STBR									
Polling	932	65	6.97%	932	64	11	17.19%	53	82.81%
Vote By Mail	932	229	24.57%	932	224	69	30.80%	155	69.20%
Total	932	294	31.55%	932	288	80	27.78%	208	72.22%
22-2205 CITY STBR									
Polling	1113	122	10.96%	1113	121	37	30.58%	84	69.42%
Vote By Mail	1113	378	33.96%	1113	365	149	40.82%	216	59.18%
Total	1113	500	44.92%	1113	486	186	38.27%	300	61.73%
22-2206 CITY STBR									
Polling	1073	89	8.29%	1073	85	27	31.76%	58	68.24%
Vote By Mail	1073	360	33.55%	1073	347	137	39.48%	210	60.52%

Santa Barbara County
Statewide Direct Primary Election
June 3, 2008
Certified Results

Date:06/24/08
Time:11:00:54
Page:10 of 62

	TURN OUT			PROPOSITION 98 EMINENT DOMAIN. LIMITS ON GOVERNMENT AUTHORITY			
	Reg. Voters	Cards Cast	% Turnout	Reg. Voters	Total Votes	Yes	No
Polling	1124	179	15.93%	1124	175	39	22.29%
Vote By Mail	1124	336	29.89%	1124	323	106	32.82%
Total	1124	515	45.82%	1124	498	145	29.12%
22-2224 CITY STBR							
Polling	1060	181	17.08%	1060	176	46	26.14%
Vote By Mail	1060	313	29.53%	1060	303	129	42.57%
Total	1060	494	46.60%	1060	479	175	36.53%
22-2226 CITY STBR							
Polling	1124	135	12.01%	1124	128	38	29.69%
Vote By Mail	1124	299	26.60%	1124	287	84	29.27%
Total	1124	434	38.61%	1124	415	122	29.40%
22-2227 CITY STBR							
Polling	1033	105	10.16%	1033	101	39	38.61%
Vote By Mail	1033	374	36.21%	1033	364	153	42.03%
Total	1033	479	46.37%	1033	465	192	41.29%
22-2230 CITY STBR							
Polling	1030	109	10.58%	1030	105	38	36.19%
Vote By Mail	1030	302	29.32%	1030	292	95	32.53%
Total	1030	411	39.90%	1030	397	133	33.50%
22-2232 CITY STBR							
Polling	893	128	14.33%	893	123	34	27.64%
Vote By Mail	893	252	28.22%	893	243	89	36.63%
Total	893	380	42.55%	893	366	123	33.61%
22-2233 CITY STBR							
Polling	878	120	13.67%	878	115	27	23.48%
Vote By Mail	878	198	22.55%	878	192	53	27.60%
Total	878	318	36.22%	878	307	80	26.06%
22-2234 CITY STBR							
Polling	949	117	12.33%	949	116	34	29.31%
Vote By Mail	949	274	28.87%	949	261	82	31.42%
Total	949	391	41.20%	949	377	116	30.77%
22-2235 CITY STBR							
Polling	461	53	11.50%	461	53	14	26.42%
Vote By Mail	461	93	20.17%	461	89	24	26.97%
Total	461	146	31.67%	461	142	38	26.76%
22-2237 CITY STBR							
Polling	632	65	10.28%	632	63	18	28.57%
Vote By Mail	632	227	35.92%	632	217	69	31.80%
Total	632	292	46.20%	632	280	87	31.07%
22-2239 CITY STBR							
Polling	1115	138	12.38%	1115	136	25	18.38%
Vote By Mail	1115	407	36.50%	1115	390	112	28.72%

Santa Barbara County
Statewide Direct Primary Election
June 3, 2008
Certified Results

Date:06/24/08
Time:11:00:54
Page:12 of 62

	TURN OUT			PROPOSITION 98 EMINENT DOMAIN. LIMITS ON GOVERNMENT AUTHORITY			
	Reg. Voters	Cards Cast	% Turnout	Reg. Voters	Total Votes	Yes	No
Polling	47	26	55.32%	47	26	15	57.69%
Vote By Mail	47	0	0.00%	47	0	0	-
Total	47	26	55.32%	47	26	15	57.69%
30-3014 M-GLTA							
Polling	47	20	42.55%	47	20	8	40.00%
Vote By Mail	47	0	0.00%	47	0	0	-
Total	47	20	42.55%	47	20	8	40.00%
30-3017 UCSB							
Polling	515	93	18.06%	515	89	15	16.85%
Vote By Mail	515	57	11.07%	515	54	12	22.22%
Total	515	150	29.13%	515	143	27	18.88%
30-3019 UCSB							
Polling	666	119	17.87%	666	109	16	14.68%
Vote By Mail	666	118	17.72%	666	112	31	27.68%
Total	666	237	35.59%	666	221	47	21.27%
30-3020 UCSB							
Polling	927	158	17.04%	927	141	68	48.23%
Vote By Mail	927	7	0.76%	927	7	2	28.57%
Total	927	165	17.80%	927	148	70	47.30%
30-3021 IV							
Polling	684	76	11.11%	684	67	19	28.36%
Vote By Mail	684	8	1.17%	684	7	1	14.29%
Total	684	84	12.28%	684	74	20	27.03%
30-3022 IV							
Polling	717	88	12.27%	717	81	13	16.05%
Vote By Mail	717	27	3.77%	717	26	9	34.62%
Total	717	115	16.04%	717	107	22	20.56%
30-3023 IV							
Polling	431	59	13.69%	431	50	7	14.00%
Vote By Mail	431	16	3.71%	431	15	6	40.00%
Total	431	75	17.40%	431	65	13	20.00%
30-3024 IV							
Polling	748	69	9.22%	748	69	24	34.78%
Vote By Mail	748	18	2.41%	748	17	5	29.41%
Total	748	87	11.63%	748	86	29	33.72%
30-3026 UCSB							
Polling	895	109	12.18%	895	99	45	45.45%
Vote By Mail	895	5	0.56%	895	4	1	25.00%
Total	895	114	12.74%	895	103	46	44.66%
30-3027 UCSB							
Polling	905	117	12.93%	905	109	46	42.20%
Vote By Mail	905	5	0.55%	905	5	3	60.00%

Santa Barbara County
Statewide Direct Primary Election
June 3, 2008
Certified Results

Date:06/24/08
Time:11:00:54
Page:14 of 62

	TURN OUT			PROPOSITION 98 EMINENT DOMAIN. LIMITS ON GOVERNMENT AUTHORITY					
	Reg. Voters	Cards Cast	% Turnout	Reg. Voters	Total Votes	Yes	No		
Polling	4	0	0.00%	4	0	0	-	0	-
Vote By Mail	4	0	0.00%	4	0	0	-	0	-
Total	4	0	0.00%	4	0	0	-	0	-
30-3058 M-STYN									
Polling	198	71	35.86%	198	70	21	30.00%	49	70.00%
Vote By Mail	198	0	0.00%	198	0	0	-	0	-
Total	198	71	35.86%	198	70	21	30.00%	49	70.00%
30-3059 STYN									
Polling	679	88	12.96%	679	85	40	47.06%	45	52.94%
Vote By Mail	679	234	34.46%	679	231	122	52.81%	109	47.19%
Total	679	322	47.42%	679	316	162	51.27%	154	48.73%
30-3060 STYN									
Polling	659	105	15.93%	659	100	55	55.00%	45	45.00%
Vote By Mail	659	239	36.27%	659	233	132	56.65%	101	43.35%
Total	659	344	52.20%	659	333	187	56.16%	146	43.84%
30-3061 STYN									
Polling	1085	177	16.31%	1085	173	79	45.66%	94	54.34%
Vote By Mail	1085	395	36.41%	1085	388	210	54.12%	178	45.88%
Total	1085	572	52.72%	1085	561	289	51.52%	272	48.48%
30-3062 STYN									
Polling	1083	198	18.28%	1083	193	82	42.49%	111	57.51%
Vote By Mail	1083	323	29.82%	1083	311	148	47.59%	163	52.41%
Total	1083	521	48.11%	1083	504	230	45.63%	274	54.37%
30-3066 SLVG									
Polling	300	32	10.67%	300	30	11	36.67%	19	63.33%
Vote By Mail	300	128	42.67%	300	123	49	39.84%	74	60.16%
Total	300	160	53.33%	300	153	60	39.22%	93	60.78%
30-3068 M-SLVG									
Polling	125	80	64.00%	125	75	31	41.33%	44	58.67%
Vote By Mail	125	0	0.00%	125	0	0	-	0	-
Total	125	80	64.00%	125	75	31	41.33%	44	58.67%
30-3069 BLRD									
Polling	856	130	15.19%	856	127	62	48.82%	65	51.18%
Vote By Mail	856	320	37.38%	856	310	190	61.29%	120	38.71%
Total	856	450	52.57%	856	437	252	57.67%	185	42.33%
30-3071 LSOL									
Polling	968	207	21.38%	968	195	103	52.82%	92	47.18%
Vote By Mail	968	324	33.47%	968	308	162	52.60%	146	47.40%
Total	968	531	54.86%	968	503	265	52.68%	238	47.32%
30-3073 BLTN									
Polling	411	34	8.27%	411	33	20	60.61%	13	39.39%
Vote By Mail	411	161	39.17%	411	153	81	52.94%	72	47.06%

Santa Barbara County
Statewide Direct Primary Election
June 3, 2008
Certified Results

Date:06/24/08
Time:11:00:54
Page:16 of 62

	TURN OUT			PROPOSITION 98 EMINENT DOMAIN. LIMITS ON GOVERNMENT AUTHORITY							
	Reg. Voters	Cards Cast	% Turnout	Reg. Voters	Total Votes	Yes			No		
Polling	738	103	13.96%	738	100	48	48.00%		52	52.00%	
Vote By Mail	738	211	28.59%	738	207	106	51.21%		101	48.79%	
Total	738	314	42.55%	738	307	154	50.16%		153	49.84%	
30-3095 IV											
Polling	662	86	12.99%	662	79	23	29.11%		56	70.89%	
Vote By Mail	662	30	4.53%	662	28	8	28.57%		20	71.43%	
Total	662	116	17.52%	662	107	31	28.97%		76	71.03%	
30-3914 M-GLTA											
Polling	36	15	41.67%	36	15	11	73.33%		4	26.67%	
Vote By Mail	36	0	0.00%	36	0	0	-		0	-	
Total	36	15	41.67%	36	15	11	73.33%		4	26.67%	
30-3950 M-GLTA											
Polling	19	8	42.11%	19	8	4	50.00%		4	50.00%	
Vote By Mail	19	0	0.00%	19	0	0	-		0	-	
Total	19	8	42.11%	19	8	4	50.00%		4	50.00%	
30-3954 M-PRDS											
Polling	0	0	-	0	0	0	-		0	-	
Vote By Mail	0	0	-	0	0	0	-		0	-	
Total	0	0	-	0	0	0	-		0	-	
30-3966 M-SLVG											
Polling	3	1	33.33%	3	1	1	100.00%		0	0.00%	
Vote By Mail	3	0	0.00%	3	0	0	-		0	-	
Total	3	1	33.33%	3	1	1	100.00%		0	0.00%	
30-3978 M-VIST											
Polling	0	0	-	0	0	0	-		0	-	
Vote By Mail	0	0	-	0	0	0	-		0	-	
Total	0	0	-	0	0	0	-		0	-	
30-3980 M-VIST											
Polling	0	0	-	0	0	0	-		0	-	
Vote By Mail	0	0	-	0	0	0	-		0	-	
Total	0	0	-	0	0	0	-		0	-	
30-3984 M-PUR											
Polling	9	4	44.44%	9	4	3	75.00%		1	25.00%	
Vote By Mail	9	0	0.00%	9	0	0	-		0	-	
Total	9	4	44.44%	9	4	3	75.00%		1	25.00%	
30-3986 M-PUR											
Polling	46	26	56.52%	46	26	17	65.38%		9	34.62%	
Vote By Mail	46	0	0.00%	46	0	0	-		0	-	
Total	46	26	56.52%	46	26	17	65.38%		9	34.62%	
30-3987 PUR											
Polling	362	35	9.67%	362	35	12	34.29%		23	65.71%	
Vote By Mail	362	144	39.78%	362	141	66	46.81%		75	53.19%	

Santa Barbara County
Statewide Direct Primary Election
June 3, 2008
Certified Results

Date:06/24/08
Time:11:00:54
Page:18 of 62

	TURN OUT			PROPOSITION 98 EMINENT DOMAIN. LIMITS ON GOVERNMENT AUTHORITY							
	Reg. Voters	Cards Cast	% Turnout	Reg. Voters	Total Votes	Yes		No			
Polling	52	26	50.00%	52	22	11	50.00%	11	50.00%		
Vote By Mail	52	0	0.00%	52	0	0	-	0	-		
Total	52	26	50.00%	52	22	11	50.00%	11	50.00%		
31-3501 M-CITY LMPC											
Polling	76	17	22.37%	76	17	6	35.29%	11	64.71%		
Vote By Mail	76	0	0.00%	76	0	0	-	0	-		
Total	76	17	22.37%	76	17	6	35.29%	11	64.71%		
31-4525 M-CITY LMPC											
Polling	238	100	42.02%	238	100	41	41.00%	59	59.00%		
Vote By Mail	238	0	0.00%	238	0	0	-	0	-		
Total	238	100	42.02%	238	100	41	41.00%	59	59.00%		
32-3201 M-AIRPORT											
Polling	0	0	-	0	0	0	-	0	-		
Vote By Mail	0	0	-	0	0	0	-	0	-		
Total	0	0	-	0	0	0	-	0	-		
36-3301 M-CITY SLVG											
Polling	120	81	67.50%	120	78	35	44.87%	43	55.13%		
Vote By Mail	120	0	0.00%	120	0	0	-	0	-		
Total	120	81	67.50%	120	78	35	44.87%	43	55.13%		
36-3302 CITY SLVG											
Polling	785	123	15.67%	785	117	43	36.75%	74	63.25%		
Vote By Mail	785	254	32.36%	785	244	113	46.31%	131	53.69%		
Total	785	377	48.03%	785	361	156	43.21%	205	56.79%		
36-3303 CITY SLVG											
Polling	849	148	17.43%	849	144	57	39.58%	87	60.42%		
Vote By Mail	849	317	37.34%	849	308	131	42.53%	177	57.47%		
Total	849	465	54.77%	849	452	188	41.59%	264	58.41%		
36-3304 CITY SLVG											
Polling	1065	155	14.55%	1065	151	62	41.06%	89	58.94%		
Vote By Mail	1065	383	35.96%	1065	368	182	49.46%	186	50.54%		
Total	1065	538	50.52%	1065	519	244	47.01%	275	52.99%		
36-3305 M-CITY SLVG											
Polling	194	137	70.62%	194	131	53	40.46%	78	59.54%		
Vote By Mail	194	0	0.00%	194	0	0	-	0	-		
Total	194	137	70.62%	194	131	53	40.46%	78	59.54%		
37-3401 CITY BLTN											
Polling	405	53	13.09%	405	53	19	35.85%	34	64.15%		
Vote By Mail	405	111	27.41%	405	107	53	49.53%	54	50.47%		
Total	405	164	40.49%	405	160	72	45.00%	88	55.00%		
37-3402 CITY BLTN											
Polling	1061	145	13.67%	1061	144	45	31.25%	99	68.75%		
Vote By Mail	1061	274	25.82%	1061	261	89	34.10%	172	65.90%		

Santa Barbara County
Statewide Direct Primary Election
June 3, 2008
Certified Results

Date:06/24/08
Time:11:00:54
Page:20 of 62

	TURN OUT			PROPOSITION 98 EMINENT DOMAIN. LIMITS ON GOVERNMENT AUTHORITY							
	Reg. Voters	Cards Cast	% Turnout	Reg. Voters	Total Votes	Yes		No			
Polling	1110	178	16.04%	1110	174	48	27.59%	126	72.41%		
Vote By Mail	1110	337	30.36%	1110	330	97	29.39%	233	70.61%		
Total	1110	515	46.40%	1110	504	145	28.77%	359	71.23%		
38-3047 CITY GLTA											
Polling	1073	186	17.33%	1073	183	60	32.79%	123	67.21%		
Vote By Mail	1073	280	26.10%	1073	268	102	38.06%	166	61.94%		
Total	1073	466	43.43%	1073	451	162	35.92%	289	64.08%		
38-3916 M-CITY GLTA											
Polling	235	67	28.51%	235	65	17	26.15%	48	73.85%		
Vote By Mail	235	0	0.00%	235	0	0	-	0	-		
Total	235	67	28.51%	235	65	17	26.15%	48	73.85%		
38-9008 M-CITY GLTA											
Polling	0	0	-	0	0	0	-	0	-		
Vote By Mail	0	0	-	0	0	0	-	0	-		
Total	0	0	-	0	0	0	-	0	-		
40-0012 M-PUR											
Polling	10	6	60.00%	10	5	2	40.00%	3	60.00%		
Vote By Mail	10	0	0.00%	10	0	0	-	0	-		
Total	10	6	60.00%	10	5	2	40.00%	3	60.00%		
40-0915 M-CSML											
Polling	49	17	34.69%	49	16	8	50.00%	8	50.00%		
Vote By Mail	49	0	0.00%	49	0	0	-	0	-		
Total	49	17	34.69%	49	16	8	50.00%	8	50.00%		
40-0918 M-ORCT											
Polling	3	2	66.67%	3	2	2	100.00%	0	0.00%		
Vote By Mail	3	0	0.00%	3	0	0	-	0	-		
Total	3	2	66.67%	3	2	2	100.00%	0	0.00%		
40-0921 M-STMR											
Polling	0	0	-	0	0	0	-	0	-		
Vote By Mail	0	0	-	0	0	0	-	0	-		
Total	0	0	-	0	0	0	-	0	-		
40-0926 M-ORCT											
Polling	2	2	100.00%	2	2	2	100.00%	0	0.00%		
Vote By Mail	2	0	0.00%	2	0	0	-	0	-		
Total	2	2	100.00%	2	2	2	100.00%	0	0.00%		
40-3087 PUR											
Polling	1026	147	14.33%	1026	144	56	38.89%	88	61.11%		
Vote By Mail	1026	254	24.76%	1026	248	97	39.11%	151	60.89%		
Total	1026	401	39.08%	1026	392	153	39.03%	239	60.97%		
40-3088 PUR											
Polling	937	147	15.69%	937	145	65	44.83%	80	55.17%		
Vote By Mail	937	341	36.39%	937	322	157	48.76%	165	51.24%		

Santa Barbara County
Statewide Direct Primary Election
June 3, 2008
Certified Results

Date:06/24/08
Time:11:00:55
Page:22 of 62

	TURN OUT			PROPOSITION 98 EMINENT DOMAIN. LIMITS ON GOVERNMENT AUTHORITY			
	Reg. Voters	Cards Cast	% Turnout	Reg. Voters	Total Votes	Yes	No
Polling	419	47	11.22%	419	47	17 36.17%	30 63.83%
Vote By Mail	419	113	26.97%	419	112	53 47.32%	59 52.68%
Total	419	160	38.19%	419	159	70 44.03%	89 55.97%
40-4026 ORCT							
Polling	551	65	11.80%	551	64	38 59.38%	26 40.63%
Vote By Mail	551	194	35.21%	551	190	105 55.26%	85 44.74%
Total	551	259	47.01%	551	254	143 56.30%	111 43.70%
40-4027 ORCT							
Polling	956	149	15.59%	956	147	61 41.50%	86 58.50%
Vote By Mail	956	381	39.85%	956	375	185 49.33%	190 50.67%
Total	956	530	55.44%	956	522	246 47.13%	276 52.87%
40-4028 ORCT							
Polling	834	153	18.35%	834	146	75 51.37%	71 48.63%
Vote By Mail	834	299	35.85%	834	289	159 55.02%	130 44.98%
Total	834	452	54.20%	834	435	234 53.79%	201 46.21%
40-4030 ORCT							
Polling	779	99	12.71%	779	97	24 24.74%	73 75.26%
Vote By Mail	779	346	44.42%	779	339	110 32.45%	229 67.55%
Total	779	445	57.12%	779	436	134 30.73%	302 69.27%
40-4031 ORCT							
Polling	1057	112	10.60%	1057	107	49 45.79%	58 54.21%
Vote By Mail	1057	262	24.79%	1057	256	113 44.14%	143 55.86%
Total	1057	374	35.38%	1057	363	162 44.63%	201 55.37%
40-4032 ORCT							
Polling	761	129	16.95%	761	123	52 42.28%	71 57.72%
Vote By Mail	761	207	27.20%	761	201	116 57.71%	85 42.29%
Total	761	336	44.15%	761	324	168 51.85%	156 48.15%
40-4034 ORCT							
Polling	864	129	14.93%	864	125	59 47.20%	66 52.80%
Vote By Mail	864	232	26.85%	864	227	105 46.26%	122 53.74%
Total	864	361	41.78%	864	352	164 46.59%	188 53.41%
40-4035 ORCT							
Polling	978	128	13.09%	978	127	67 52.76%	60 47.24%
Vote By Mail	978	294	30.06%	978	286	142 49.65%	144 50.35%
Total	978	422	43.15%	978	413	209 50.61%	204 49.39%
40-4037 ORCT							
Polling	943	111	11.77%	943	109	42 38.53%	67 61.47%
Vote By Mail	943	283	30.01%	943	275	132 48.00%	143 52.00%
Total	943	394	41.78%	943	384	174 45.31%	210 54.69%
40-4039 ORCT							
Polling	889	95	10.69%	889	95	36 37.89%	59 62.11%
Vote By Mail	889	233	26.21%	889	224	92 41.07%	132 58.93%

Santa Barbara County
 Statewide Direct Primary Election
 June 3, 2008
 Certified Results

Date:06/24/08
 Time:11:00:55
 Page:24 of 62

	TURN OUT			PROPOSITION 98 EMINENT DOMAIN. LIMITS ON GOVERNMENT AUTHORITY			
	Reg. Voters	Cards Cast	% Turnout	Reg. Voters	Total Votes	Yes	No
Polling	177	53	29.94%	177	50	28	56.00%
Vote By Mail	177	0	0.00%	177	0	0	-
Total	177	53	29.94%	177	50	28	56.00%
40-5013 STMR							
Polling	556	57	10.25%	556	53	20	37.74%
Vote By Mail	556	73	13.13%	556	72	24	33.33%
Total	556	130	23.38%	556	125	44	35.20%
40-5014 M-STMR							
Polling	59	27	45.76%	59	27	24	88.89%
Vote By Mail	59	0	0.00%	59	0	0	-
Total	59	27	45.76%	59	27	24	88.89%
40-5020 M-GDLP							
Polling	30	10	33.33%	30	10	7	70.00%
Vote By Mail	30	0	0.00%	30	0	0	-
Total	30	10	33.33%	30	10	7	70.00%
40-5021 M-STMR							
Polling	3	1	33.33%	3	1	1	100.00%
Vote By Mail	3	0	0.00%	3	0	0	-
Total	3	1	33.33%	3	1	1	100.00%
40-5905 M-SISQ							
Polling	18	10	55.56%	18	10	5	50.00%
Vote By Mail	18	0	0.00%	18	0	0	-
Total	18	10	55.56%	18	10	5	50.00%
40-5906 M-ORCT							
Polling	42	22	52.38%	42	22	16	72.73%
Vote By Mail	42	0	0.00%	42	0	0	-
Total	42	22	52.38%	42	22	16	72.73%
40-5914 M-STMR							
Polling	3	1	33.33%	3	1	1	100.00%
Vote By Mail	3	0	0.00%	3	0	0	-
Total	3	1	33.33%	3	1	1	100.00%
40-5920 M-GDLP							
Polling	5	2	40.00%	5	2	2	100.00%
Vote By Mail	5	0	0.00%	5	0	0	-
Total	5	2	40.00%	5	2	2	100.00%
41-4501 CITY LMPC							
Polling	982	102	10.39%	982	101	37	36.63%
Vote By Mail	982	279	28.41%	982	272	134	49.26%
Total	982	381	38.80%	982	373	171	45.84%
41-4502 CITY LMPC							
Polling	860	94	10.93%	860	93	28	30.11%
Vote By Mail	860	267	31.05%	860	257	114	44.36%

Santa Barbara County
Statewide Direct Primary Election
June 3, 2008
Certified Results

Date:06/24/08
Time:11:00:55
Page:26 of 62

	TURN OUT			PROPOSITION 98 EMINENT DOMAIN. LIMITS ON GOVERNMENT AUTHORITY							
	Reg. Voters	Cards Cast	% Turnout	Reg. Voters	Total Votes	Yes			No		
Polling	1010	100	9.90%	1010	100	32	32.00%		68	68.00%	
Vote By Mail	1010	213	21.09%	1010	206	97	47.09%		109	52.91%	
Total	1010	313	30.99%	1010	306	129	42.16%		177	57.84%	
41-4522 CITY LMPC											
Polling	518	54	10.42%	518	53	18	33.96%		35	66.04%	
Vote By Mail	518	171	33.01%	518	166	74	44.58%		92	55.42%	
Total	518	225	43.44%	518	219	92	42.01%		127	57.99%	
41-4524 CITY LMPC											
Polling	464	56	12.07%	464	52	24	46.15%		28	53.85%	
Vote By Mail	464	136	29.31%	464	130	44	33.85%		86	66.15%	
Total	464	192	41.38%	464	182	68	37.36%		114	62.64%	
43-5809 M-CITY STMR											
Polling	211	130	61.61%	211	127	40	31.50%		87	68.50%	
Vote By Mail	211	0	0.00%	211	0	0	-		0	-	
Total	211	130	61.61%	211	127	40	31.50%		87	68.50%	
43-5814 M-CITY STMR											
Polling	18	5	27.78%	18	5	4	80.00%		1	20.00%	
Vote By Mail	18	0	0.00%	18	0	0	-		0	-	
Total	18	5	27.78%	18	5	4	80.00%		1	20.00%	
43-5913 M-CITY STMR											
Polling	0	0	-	0	0	0	-		0	-	
Vote By Mail	0	0	-	0	0	0	-		0	-	
Total	0	0	-	0	0	0	-		0	-	
44-5701 CITY GDLP											
Polling	709	58	8.18%	709	58	35	60.34%		23	39.66%	
Vote By Mail	709	101	14.25%	709	99	54	54.55%		45	45.45%	
Total	709	159	22.43%	709	157	89	56.69%		68	43.31%	
44-5702 CITY GDLP											
Polling	1188	94	7.91%	1188	90	39	43.33%		51	56.67%	
Vote By Mail	1188	235	19.78%	1188	230	104	45.22%		126	54.78%	
Total	1188	329	27.69%	1188	320	143	44.69%		177	55.31%	
50-3992 M-LSAL											
Polling	1	0	0.00%	1	0	0	-		0	-	
Vote By Mail	1	0	0.00%	1	0	0	-		0	-	
Total	1	0	0.00%	1	0	0	-		0	-	
50-5001 M-CYM											
Polling	45	21	46.67%	45	21	14	66.67%		7	33.33%	
Vote By Mail	45	0	0.00%	45	0	0	-		0	-	
Total	45	21	46.67%	45	21	14	66.67%		7	33.33%	
50-5002 M-LSOL											
Polling	0	0	-	0	0	0	-		0	-	
Vote By Mail	0	0	-	0	0	0	-		0	-	

Santa Barbara County
 Statewide Direct Primary Election
 June 3, 2008
 Certified Results

Date:06/24/08
 Time:11:00:55
 Page:28 of 62

	TURN OUT			PROPOSITION 98 EMINENT DOMAIN. LIMITS ON GOVERNMENT AUTHORITY							
	Reg. Voters	Cards Cast	% Turnout	Reg. Voters	Total Votes	Yes			No		
Polling	95	45	47.37%	95	45	28	62.22%		17	37.78%	
Vote By Mail	95	0	0.00%	95	0	0	-		0	-	
Total	95	45	47.37%	95	45	28	62.22%		17	37.78%	
53-5601 M-CITY STMR											
Polling	68	17	25.00%	68	17	3	17.65%		14	82.35%	
Vote By Mail	68	0	0.00%	68	0	0	-		0	-	
Total	68	17	25.00%	68	17	3	17.65%		14	82.35%	
53-5602 CITY STMR											
Polling	463	40	8.64%	463	40	12	30.00%		28	70.00%	
Vote By Mail	463	185	39.96%	463	177	90	50.85%		87	49.15%	
Total	463	225	48.60%	463	217	102	47.00%		115	53.00%	
53-5603 CITY STMR											
Polling	753	66	8.76%	753	66	30	45.45%		36	54.55%	
Vote By Mail	753	263	34.93%	753	258	115	44.57%		143	55.43%	
Total	753	329	43.69%	753	324	145	44.75%		179	55.25%	
53-5604 CITY STMR											
Polling	967	76	7.86%	967	74	24	32.43%		50	67.57%	
Vote By Mail	967	334	34.54%	967	322	131	40.68%		191	59.32%	
Total	967	410	42.40%	967	396	155	39.14%		241	60.86%	
53-5605 CITY STMR											
Polling	1034	77	7.45%	1034	76	28	36.84%		48	63.16%	
Vote By Mail	1034	269	26.02%	1034	262	109	41.60%		153	58.40%	
Total	1034	346	33.46%	1034	338	137	40.53%		201	59.47%	
53-5606 CITY STMR											
Polling	1151	111	9.64%	1151	111	43	38.74%		68	61.26%	
Vote By Mail	1151	244	21.20%	1151	242	94	38.84%		148	61.16%	
Total	1151	355	30.84%	1151	353	137	38.81%		216	61.19%	
53-5607 CITY STMR											
Polling	788	56	7.11%	788	55	26	47.27%		29	52.73%	
Vote By Mail	788	219	27.79%	788	212	90	42.45%		122	57.55%	
Total	788	275	34.90%	788	267	116	43.45%		151	56.55%	
53-5608 CITY STMR											
Polling	902	82	9.09%	902	82	43	52.44%		39	47.56%	
Vote By Mail	902	228	25.28%	902	219	85	38.81%		134	61.19%	
Total	902	310	34.37%	902	301	128	42.52%		173	57.48%	
53-5613 CITY STMR											
Polling	841	56	6.66%	841	54	25	46.30%		29	53.70%	
Vote By Mail	841	140	16.65%	841	137	63	45.99%		74	54.01%	
Total	841	196	23.31%	841	191	88	46.07%		103	53.93%	
53-5614 CITY STMR											
Polling	1122	59	5.26%	1122	59	31	52.54%		28	47.46%	
Vote By Mail	1122	184	16.40%	1122	179	95	53.07%		84	46.93%	

Santa Barbara County
Statewide Direct Primary Election
June 3, 2008
Certified Results

Date:06/24/08
Time:11:00:55
Page:30 of 62

	TURN OUT			PROPOSITION 98 EMINENT DOMAIN. LIMITS ON GOVERNMENT AUTHORITY			
	Reg. Voters	Cards Cast	% Turnout	Reg. Voters	Total Votes	Yes	No
Polling	701	53	7.56%	701	49	21	42.86%
Vote By Mail	701	90	12.84%	701	87	28	32.18%
Total	701	143	20.40%	701	136	49	36.03%
53-5630 CITY STMR						28	57.14%
Polling	981	64	6.52%	981	64	26	40.63%
Vote By Mail	981	149	15.19%	981	146	73	50.00%
Total	981	213	21.71%	981	210	99	47.14%
53-5631 CITY STMR						111	52.86%
Polling	718	56	7.80%	718	54	28	51.85%
Vote By Mail	718	135	18.80%	718	129	64	49.61%
Total	718	191	26.60%	718	183	92	50.27%
53-5632 CITY STMR						91	49.73%
Polling	1120	89	7.95%	1120	87	39	44.83%
Vote By Mail	1120	255	22.77%	1120	249	132	53.01%
Total	1120	344	30.71%	1120	336	171	50.89%
53-5633 CITY STMR						165	49.11%
Polling	1130	68	6.02%	1130	67	34	50.75%
Vote By Mail	1130	283	25.04%	1130	280	123	43.93%
Total	1130	351	31.06%	1130	347	157	45.24%
53-5636 CITY STMR						190	54.76%
Polling	929	88	9.47%	929	86	21	24.42%
Vote By Mail	929	382	41.12%	929	375	90	24.00%
Total	929	470	50.59%	929	461	111	24.08%
53-5637 CITY STMR						350	75.92%
Polling	749	41	5.47%	749	41	18	43.90%
Vote By Mail	749	175	23.36%	749	174	74	42.53%
Total	749	216	28.84%	749	215	92	42.79%
53-5640 CITY STMR						123	57.21%
Polling	1052	64	6.08%	1052	61	24	39.34%
Vote By Mail	1052	132	12.55%	1052	128	59	46.09%
Total	1052	196	18.63%	1052	189	83	43.92%
53-5641 CITY STMR						106	56.08%
Polling	953	63	6.61%	953	62	16	25.81%
Vote By Mail	953	246	25.81%	953	241	55	22.82%
Total	953	309	32.42%	953	303	71	23.43%
53-5803 M-CITY STMR						232	76.57%
Polling	135	72	53.33%	135	70	43	61.43%
Vote By Mail	135	0	0.00%	135	0	0	-
Total	135	72	53.33%	135	70	43	61.43%
53-5805 CITY STMR						27	38.57%
Polling	926	57	6.16%	926	56	24	42.86%
Vote By Mail	926	184	19.87%	926	177	90	50.85%
						87	49.15%

Santa Barbara County
 Statewide Direct Primary Election
 June 3, 2008
 Certified Results

Date:06/24/08
 Time:11:00:55
 Page:32 of 62

	PROP 99 EMINENT DOMAIN. LIMITS ON GOVT ACQUISITION OF OWNER-OCCUPIED RESIDENCE			
	Reg. Voters	Total Votes	Yes	No
Jurisdiction Wide				
10-0026 M-MCYN				
Polling	52	27	18 66.67%	9 33.33%
Vote By Mail	52	0	0 -	0 -
Total	52	27	18 66.67%	9 33.33%
10-1002 CARP				
Polling	802	51	35 68.63%	16 31.37%
Vote By Mail	802	225	152 67.56%	73 32.44%
Total	802	276	187 67.75%	89 32.25%
10-1006 CARP				
Polling	1072	98	62 63.27%	36 36.73%
Vote By Mail	1072	361	243 67.31%	118 32.69%
Total	1072	459	305 66.45%	154 33.55%
10-1007 CARP				
Polling	592	42	32 76.19%	10 23.81%
Vote By Mail	592	196	134 68.37%	62 31.63%
Total	592	238	166 69.75%	72 30.25%
10-1008 SMLD				
Polling	648	62	37 59.68%	25 40.32%
Vote By Mail	648	163	115 70.55%	48 29.45%
Total	648	225	152 67.56%	73 32.44%
10-1010 MONT				
Polling	1147	112	67 59.82%	45 40.18%
Vote By Mail	1147	363	244 67.22%	119 32.78%
Total	1147	475	311 65.47%	164 34.53%
10-1013 MONT				
Polling	1152	129	86 66.67%	43 33.33%
Vote By Mail	1152	338	242 71.60%	96 28.40%
Total	1152	467	328 70.24%	139 29.76%
10-1015 MONT				
Polling	1088	104	57 54.81%	47 45.19%
Vote By Mail	1088	307	218 71.01%	89 28.99%
Total	1088	411	275 66.91%	136 33.09%
10-1018 MONT				
Polling	963	81	53 65.43%	28 34.57%
Vote By Mail	963	341	239 70.09%	102 29.91%
Total	963	422	292 69.19%	130 30.81%
10-1021 CSPR				
Polling	697	51	38 74.51%	13 25.49%
Vote By Mail	697	165	122 73.94%	43 26.06%
Total	697	216	160 74.07%	56 25.93%
10-1023 CSPR				

Santa Barbara County
Statewide Direct Primary Election
June 3, 2008
Certified Results

Date:06/24/08
Time:11:00:55
Page:33 of 62

	PROP 99 EMINENT DOMAIN. LIMITS ON GOVT ACQUISITION OF OWNER-OCCUPIED RESIDENCE					
	Reg. Voters	Total Votes	Yes		No	
Polling	978	96	63	65.63%	33	34.38%
Vote By Mail	978	299	208	69.57%	91	30.43%
Total	978	395	271	68.61%	124	31.39%
10-1024 M-STYN						
Polling	18	6	4	66.67%	2	33.33%
Vote By Mail	18	0	0	-	0	-
Total	18	6	4	66.67%	2	33.33%
10-1026 MCYN						
Polling	693	88	63	71.59%	25	28.41%
Vote By Mail	693	221	171	77.38%	50	22.62%
Total	693	309	234	75.73%	75	24.27%
10-1027 MCYN						
Polling	706	87	68	78.16%	19	21.84%
Vote By Mail	706	234	183	78.21%	51	21.79%
Total	706	321	251	78.19%	70	21.81%
10-1028 MCYN						
Polling	454	81	59	72.84%	22	27.16%
Vote By Mail	454	130	101	77.69%	29	22.31%
Total	454	211	160	75.83%	51	24.17%
10-1032 M-CARP						
Polling	25	16	9	56.25%	7	43.75%
Vote By Mail	25	0	0	-	0	-
Total	25	16	9	56.25%	7	43.75%
12-1201 M-CITY STBR						
Polling	103	44	33	75.00%	11	25.00%
Vote By Mail	103	0	0	-	0	-
Total	103	44	33	75.00%	11	25.00%
12-1202 M-CITY STBR						
Polling	19	5	4	80.00%	1	20.00%
Vote By Mail	19	0	0	-	0	-
Total	19	5	4	80.00%	1	20.00%
12-1203 CITY STBR						
Polling	968	90	56	62.22%	34	37.78%
Vote By Mail	968	290	208	71.72%	82	28.28%
Total	968	380	264	69.47%	116	30.53%
12-1206 CITY STBR						
Polling	875	80	54	67.50%	26	32.50%
Vote By Mail	875	175	132	75.43%	43	24.57%
Total	875	255	186	72.94%	69	27.06%
12-1207 CITY STBR						
Polling	700	68	53	77.94%	15	22.06%
Vote By Mail	700	138	103	74.64%	35	25.36%

Santa Barbara County
 Statewide Direct Primary Election
 June 3, 2008
 Certified Results

Date:06/24/08
 Time:11:00:55
 Page:34 of 62

	PROP 99 EMINENT DOMAIN. LIMITS ON GOVT ACQUISITION OF OWNER-OCCUPIED RESIDENCE					
	Reg. Voters	Total Votes	Yes		No	
Total	700	206	156	75.73%	50	24.27%
12-1208 CITY STBR						
Polling	1023	99	50	50.51%	49	49.49%
Vote By Mail	1023	393	287	73.03%	106	26.97%
Total	1023	492	337	68.50%	155	31.50%
12-1209 M-CITY STBR						
Polling	25	11	9	81.82%	2	18.18%
Vote By Mail	25	0	0	-	0	-
Total	25	11	9	81.82%	2	18.18%
12-1210 M-CITY STBR						
Polling	203	84	59	70.24%	25	29.76%
Vote By Mail	203	0	0	-	0	-
Total	203	84	59	70.24%	25	29.76%
12-1211 CITY STBR						
Polling	806	88	71	80.68%	17	19.32%
Vote By Mail	806	241	170	70.54%	71	29.46%
Total	806	329	241	73.25%	88	26.75%
12-1214 CITY STBR						
Polling	711	58	44	75.86%	14	24.14%
Vote By Mail	711	136	105	77.21%	31	22.79%
Total	711	194	149	76.80%	45	23.20%
12-1215 CITY STBR						
Polling	779	110	67	60.91%	43	39.09%
Vote By Mail	779	116	88	75.86%	28	24.14%
Total	779	226	155	68.58%	71	31.42%
12-1216 CITY STBR						
Polling	862	80	54	67.50%	26	32.50%
Vote By Mail	862	196	151	77.04%	45	22.96%
Total	862	276	205	74.28%	71	25.72%
12-1217 CITY STBR						
Polling	843	104	66	63.46%	38	36.54%
Vote By Mail	843	310	222	71.61%	88	28.39%
Total	843	414	288	69.57%	126	30.43%
12-1218 CITY STBR						
Polling	897	118	81	68.64%	37	31.36%
Vote By Mail	897	257	187	72.76%	70	27.24%
Total	897	375	268	71.47%	107	28.53%
12-1219 CITY STBR						
Polling	745	82	50	60.98%	32	39.02%
Vote By Mail	745	158	118	74.68%	40	25.32%
Total	745	240	168	70.00%	72	30.00%
12-1221 CITY STBR						

Santa Barbara County
Statewide Direct Primary Election
June 3, 2008
Certified Results

Date:06/24/08
Time:11:00:55
Page:35 of 62

	PROP 99 EMINENT DOMAIN. LIMITS ON GOVT ACQUISITION OF OWNER-OCCUPIED RESIDENCE			
	Reg. Voters	Total Votes	Yes	No
Polling	723	56	40 71.43%	16 28.57%
Vote By Mail	723	102	68 66.67%	34 33.33%
Total	723	158	108 68.35%	50 31.65%
12-1223 CITY STBR				
Polling	915	94	69 73.40%	25 26.60%
Vote By Mail	915	245	178 72.65%	67 27.35%
Total	915	339	247 72.86%	92 27.14%
12-1224 CITY STBR				
Polling	1001	123	91 73.98%	32 26.02%
Vote By Mail	1001	227	180 79.30%	47 20.70%
Total	1001	350	271 77.43%	79 22.57%
12-1225 CITY STBR				
Polling	1060	131	93 70.99%	38 29.01%
Vote By Mail	1060	177	143 80.79%	34 19.21%
Total	1060	308	236 76.62%	72 23.38%
12-1226 CITY STBR				
Polling	936	73	54 73.97%	19 26.03%
Vote By Mail	936	148	112 75.68%	36 24.32%
Total	936	221	166 75.11%	55 24.89%
12-1227 CITY STBR				
Polling	977	122	82 67.21%	40 32.79%
Vote By Mail	977	204	154 75.49%	50 24.51%
Total	977	326	236 72.39%	90 27.61%
12-1228 CITY STBR				
Polling	901	88	60 68.18%	28 31.82%
Vote By Mail	901	145	106 73.10%	39 26.90%
Total	901	233	166 71.24%	67 28.76%
12-1232 CITY STBR				
Polling	823	98	64 65.31%	34 34.69%
Vote By Mail	823	147	104 70.75%	43 29.25%
Total	823	245	168 68.57%	77 31.43%
12-1233 CITY STBR				
Polling	890	86	66 76.74%	20 23.26%
Vote By Mail	890	151	107 70.86%	44 29.14%
Total	890	237	173 73.00%	64 27.00%
12-1235 CITY STBR				
Polling	619	72	49 68.06%	23 31.94%
Vote By Mail	619	77	63 81.82%	14 18.18%
Total	619	149	112 75.17%	37 24.83%
12-1236 CITY STBR				
Polling	439	30	22 73.33%	8 26.67%
Vote By Mail	439	64	48 75.00%	16 25.00%

Santa Barbara County
 Statewide Direct Primary Election
 June 3, 2008
 Certified Results

Date:06/24/08
 Time:11:00:55
 Page:36 of 62

	PROP 99 EMINENT DOMAIN. LIMITS ON GOVT ACQUISITION OF OWNER-OCCUPIED RESIDENCE					
	Reg. Voters	Total Votes	Yes		No	
Total	439	94	70	74.47%	24	25.53%
12-2218 CITY STBR						
Polling	968	98	69	70.41%	29	29.59%
Vote By Mail	968	159	114	71.70%	45	28.30%
Total	968	257	183	71.21%	74	28.79%
15-1101 CITY CARP						
Polling	901	134	106	79.10%	28	20.90%
Vote By Mail	901	264	222	84.09%	42	15.91%
Total	901	398	328	82.41%	70	17.59%
15-1102 CITY CARP						
Polling	1079	151	114	75.50%	37	24.50%
Vote By Mail	1079	327	248	75.84%	79	24.16%
Total	1079	478	362	75.73%	116	24.27%
15-1105 CITY CARP						
Polling	880	101	59	58.42%	42	41.58%
Vote By Mail	880	207	147	71.01%	60	28.99%
Total	880	308	206	66.88%	102	33.12%
15-1107 CITY CARP						
Polling	959	70	53	75.71%	17	24.29%
Vote By Mail	959	218	162	74.31%	56	25.69%
Total	959	288	215	74.65%	73	25.35%
15-1108 CITY CARP						
Polling	440	39	32	82.05%	7	17.95%
Vote By Mail	440	118	98	83.05%	20	16.95%
Total	440	157	130	82.80%	27	17.20%
15-1110 CITY CARP						
Polling	1091	146	115	78.77%	31	21.23%
Vote By Mail	1091	315	257	81.59%	58	18.41%
Total	1091	461	372	80.69%	89	19.31%
15-1114 CITY CARP						
Polling	892	131	95	72.52%	36	27.48%
Vote By Mail	892	222	153	68.92%	69	31.08%
Total	892	353	248	70.25%	105	29.75%
20-1926 M-LRES						
Polling	0	0	0	-	0	-
Vote By Mail	0	0	0	-	0	-
Total	0	0	0	-	0	-
20-2001 MESA						
Polling	395	67	41	61.19%	26	38.81%
Vote By Mail	395	113	90	79.65%	23	20.35%
Total	395	180	131	72.78%	49	27.22%
20-2003 M-HOPE						

Santa Barbara County
 Statewide Direct Primary Election
 June 3, 2008
 Certified Results

Date:06/24/08
 Time:11:00:55
 Page:37 of 62

	PROP 99 EMINENT DOMAIN. LIMITS ON GOVT ACQUISITION OF OWNER-OCCUPIED RESIDENCE					
	Reg. Voters	Total Votes	Yes		No	
Polling	119	49	42	85.71%	7	14.29%
Vote By Mail	119	0	0	-	0	-
Total	119	49	42	85.71%	7	14.29%
20-2004 HOPE						
Polling	734	74	52	70.27%	22	29.73%
Vote By Mail	734	197	143	72.59%	54	27.41%
Total	734	271	195	71.96%	76	28.04%
20-2005 HOPE						
Polling	585	73	50	68.49%	23	31.51%
Vote By Mail	585	178	126	70.79%	52	29.21%
Total	585	251	176	70.12%	75	29.88%
20-2006 HOPE						
Polling	996	153	138	90.20%	15	9.80%
Vote By Mail	996	559	529	94.63%	30	5.37%
Total	996	712	667	93.68%	45	6.32%
20-2007 HOPE						
Polling	717	79	46	58.23%	33	41.77%
Vote By Mail	717	244	170	69.67%	74	30.33%
Total	717	323	216	66.87%	107	33.13%
20-2008 HOPE						
Polling	900	79	51	64.56%	28	35.44%
Vote By Mail	900	310	233	75.16%	77	24.84%
Total	900	389	284	73.01%	105	26.99%
20-2010 GLTA						
Polling	438	29	16	55.17%	13	44.83%
Vote By Mail	438	154	110	71.43%	44	28.57%
Total	438	183	126	68.85%	57	31.15%
20-2012 HOPE						
Polling	1133	138	86	62.32%	52	37.68%
Vote By Mail	1133	316	226	71.52%	90	28.48%
Total	1133	454	312	68.72%	142	31.28%
20-2014 GLTA						
Polling	957	77	45	58.44%	32	41.56%
Vote By Mail	957	267	193	72.28%	74	27.72%
Total	957	344	238	69.19%	106	30.81%
20-2016 GLTA						
Polling	1052	127	86	67.72%	41	32.28%
Vote By Mail	1052	347	254	73.20%	93	26.80%
Total	1052	474	340	71.73%	134	28.27%
20-2018 GLTA						
Polling	967	127	84	66.14%	43	33.86%
Vote By Mail	967	359	259	72.14%	100	27.86%

Santa Barbara County
 Statewide Direct Primary Election
 June 3, 2008
 Certified Results

Date:06/24/08
 Time:11:00:56
 Page:38 of 62

	PROP 99 EMINENT DOMAIN. LIMITS ON GOVT ACQUISITION OF OWNER-OCCUPIED RESIDENCE					
	Reg. Voters	Total Votes	Yes		No	
Total	967	486	343	70.58%	143	29.42%
20-2019 GLTA						
Polling	891	88	73	82.95%	15	17.05%
Vote By Mail	891	161	119	73.91%	42	26.09%
Total	891	249	192	77.11%	57	22.89%
20-2020 GLTA						
Polling	631	71	43	60.56%	28	39.44%
Vote By Mail	631	178	136	76.40%	42	23.60%
Total	631	249	179	71.89%	70	28.11%
20-2021 GLTA						
Polling	1093	139	99	71.22%	40	28.78%
Vote By Mail	1093	281	208	74.02%	73	25.98%
Total	1093	420	307	73.10%	113	26.90%
20-2023 GLTA						
Polling	976	116	84	72.41%	32	27.59%
Vote By Mail	976	244	174	71.31%	70	28.69%
Total	976	360	258	71.67%	102	28.33%
20-2024 GLTA						
Polling	850	85	62	72.94%	23	27.06%
Vote By Mail	850	249	199	79.92%	50	20.08%
Total	850	334	261	78.14%	73	21.86%
20-2026 GLTA						
Polling	1084	140	91	65.00%	49	35.00%
Vote By Mail	1084	407	294	72.24%	113	27.76%
Total	1084	547	385	70.38%	162	29.62%
20-2027 GLTA						
Polling	988	140	87	62.14%	53	37.86%
Vote By Mail	988	294	204	69.39%	90	30.61%
Total	988	434	291	67.05%	143	32.95%
20-2032 GLTA						
Polling	1049	143	95	66.43%	48	33.57%
Vote By Mail	1049	315	221	70.16%	94	29.84%
Total	1049	458	316	69.00%	142	31.00%
20-2035 M-SB ISLND						
Polling	9	4	2	50.00%	2	50.00%
Vote By Mail	9	0	0	-	0	-
Total	9	4	2	50.00%	2	50.00%
20-2904 M-HOPE						
Polling	66	30	22	73.33%	8	26.67%
Vote By Mail	66	0	0	-	0	-
Total	66	30	22	73.33%	8	26.67%
20-2915 M-HOPE						

Santa Barbara County
 Statewide Direct Primary Election
 June 3, 2008
 Certified Results

Date:06/24/08
 Time:11:00:56
 Page:39 of 62

	PROP 99 EMINENT DOMAIN. LIMITS ON GOVT ACQUISITION OF OWNER-OCCUPIED RESIDENCE				
	Reg. Voters	Total Votes	Yes	No	
Polling	1	0	0	-	0
Vote By Mail	1	0	0	-	0
Total	1	0	0	-	0
20-3001 GLTA					
Polling	443	29	21	72.41%	8 27.59%
Vote By Mail	443	164	115	70.12%	49 29.88%
Total	443	193	136	70.47%	57 29.53%
20-3003 GLTA					
Polling	995	123	85	69.11%	38 30.89%
Vote By Mail	995	345	228	66.09%	117 33.91%
Total	995	468	313	66.88%	155 33.12%
20-3905 M-GLTA					
Polling	10	3	3	100.00%	0 0.00%
Vote By Mail	10	0	0	-	0 -
Total	10	3	3	100.00%	0 0.00%
20-3955 M-PRDS					
Polling	0	0	0	-	0 -
Vote By Mail	0	0	0	-	0 -
Total	0	0	0	-	0 -
22-2095 M--CITY STBR					
Polling	10	2	1	50.00%	1 50.00%
Vote By Mail	10	0	0	-	0 -
Total	10	2	1	50.00%	1 50.00%
22-2201 CITY STBR					
Polling	1096	116	92	79.31%	24 20.69%
Vote By Mail	1096	183	142	77.60%	41 22.40%
Total	1096	299	234	78.26%	65 21.74%
22-2202 CITY STBR					
Polling	999	106	87	82.08%	19 17.92%
Vote By Mail	999	245	168	68.57%	77 31.43%
Total	999	351	255	72.65%	96 27.35%
22-2203 CITY STBR					
Polling	932	65	47	72.31%	18 27.69%
Vote By Mail	932	216	159	73.61%	57 26.39%
Total	932	281	206	73.31%	75 26.69%
22-2205 CITY STBR					
Polling	1113	119	85	71.43%	34 28.57%
Vote By Mail	1113	355	253	71.27%	102 28.73%
Total	1113	474	338	71.31%	136 28.69%
22-2206 CITY STBR					
Polling	1073	84	54	64.29%	30 35.71%
Vote By Mail	1073	349	243	69.63%	106 30.37%

Santa Barbara County
 Statewide Direct Primary Election
 June 3, 2008
 Certified Results

Date:06/24/08
 Time:11:00:56
 Page:40 of 62

	PROP 99 EMINENT DOMAIN. LIMITS ON GOVT ACQUISITION OF OWNER-OCCUPIED RESIDENCE					
	Reg. Voters	Total Votes	Yes		No	
Total	1073	433	297	68.59%	136	31.41%
22-2208 CITY STBR						
Polling	958	121	89	73.55%	32	26.45%
Vote By Mail	958	228	177	77.63%	51	22.37%
Total	958	349	266	76.22%	83	23.78%
22-2209 CITY STBR						
Polling	1073	147	105	71.43%	42	28.57%
Vote By Mail	1073	256	211	82.42%	45	17.58%
Total	1073	403	316	78.41%	87	21.59%
22-2210 CITY STBR						
Polling	881	115	81	70.43%	34	29.57%
Vote By Mail	881	216	163	75.46%	53	24.54%
Total	881	331	244	73.72%	87	26.28%
22-2211 CITY STBR						
Polling	516	62	38	61.29%	24	38.71%
Vote By Mail	516	131	88	67.18%	43	32.82%
Total	516	193	126	65.28%	67	34.72%
22-2214 CITY STBR						
Polling	704	62	48	77.42%	14	22.58%
Vote By Mail	704	228	155	67.98%	73	32.02%
Total	704	290	203	70.00%	87	30.00%
22-2215 CITY STBR						
Polling	1041	125	90	72.00%	35	28.00%
Vote By Mail	1041	327	232	70.95%	95	29.05%
Total	1041	452	322	71.24%	130	28.76%
22-2216 CITY STBR						
Polling	558	57	39	68.42%	18	31.58%
Vote By Mail	558	132	93	70.45%	39	29.55%
Total	558	189	132	69.84%	57	30.16%
22-2217 CITY STBR						
Polling	842	87	62	71.26%	25	28.74%
Vote By Mail	842	157	113	71.97%	44	28.03%
Total	842	244	175	71.72%	69	28.28%
22-2221 CITY STBR						
Polling	687	112	64	57.14%	48	42.86%
Vote By Mail	687	225	139	61.78%	86	38.22%
Total	687	337	203	60.24%	134	39.76%
22-2222 CITY STBR						
Polling	881	93	72	77.42%	21	22.58%
Vote By Mail	881	207	161	77.78%	46	22.22%
Total	881	300	233	77.67%	67	22.33%
22-2223 CITY STBR						

Santa Barbara County
 Statewide Direct Primary Election
 June 3, 2008
 Certified Results

Date:06/24/08
 Time:11:00:56
 Page:41 of 62

	PROP 99 EMINENT DOMAIN. LIMITS ON GOVT ACQUISITION OF OWNER-OCCUPIED RESIDENCE			
	Reg. Voters	Total Votes	Yes	No
Polling	1124	171	116 67.84%	55 32.16%
Vote By Mail	1124	317	232 73.19%	85 26.81%
Total	1124	488	348 71.31%	140 28.69%
22-2224 CITY STBR				
Polling	1060	172	120 69.77%	52 30.23%
Vote By Mail	1060	293	212 72.35%	81 27.65%
Total	1060	465	332 71.40%	133 28.60%
22-2226 CITY STBR				
Polling	1124	130	89 68.46%	41 31.54%
Vote By Mail	1124	283	223 78.80%	60 21.20%
Total	1124	413	312 75.54%	101 24.46%
22-2227 CITY STBR				
Polling	1033	101	63 62.38%	38 37.62%
Vote By Mail	1033	363	249 68.60%	114 31.40%
Total	1033	464	312 67.24%	152 32.76%
22-2230 CITY STBR				
Polling	1030	102	73 71.57%	29 28.43%
Vote By Mail	1030	290	205 70.69%	85 29.31%
Total	1030	392	278 70.92%	114 29.08%
22-2232 CITY STBR				
Polling	893	121	74 61.16%	47 38.84%
Vote By Mail	893	241	176 73.03%	65 26.97%
Total	893	362	250 69.06%	112 30.94%
22-2233 CITY STBR				
Polling	878	113	69 61.06%	44 38.94%
Vote By Mail	878	193	142 73.58%	51 26.42%
Total	878	306	211 68.95%	95 31.05%
22-2234 CITY STBR				
Polling	949	115	79 68.70%	36 31.30%
Vote By Mail	949	259	187 72.20%	72 27.80%
Total	949	374	266 71.12%	108 28.88%
22-2235 CITY STBR				
Polling	461	52	40 76.92%	12 23.08%
Vote By Mail	461	91	61 67.03%	30 32.97%
Total	461	143	101 70.63%	42 29.37%
22-2237 CITY STBR				
Polling	632	62	39 62.90%	23 37.10%
Vote By Mail	632	216	160 74.07%	56 25.93%
Total	632	278	199 71.58%	79 28.42%
22-2239 CITY STBR				
Polling	1115	134	102 76.12%	32 23.88%
Vote By Mail	1115	391	291 74.42%	100 25.58%

Santa Barbara County
 Statewide Direct Primary Election
 June 3, 2008
 Certified Results

Date:06/24/08
 Time:11:00:56
 Page:42 of 62

	PROP 99 EMINENT DOMAIN. LIMITS ON GOVT ACQUISITION OF OWNER-OCCUPIED RESIDENCE					
	Reg. Voters	Total Votes	Yes		No	
Total	1115	525	393	74.86%	132	25.14%
22-2241 CITY STBR						
Polling	1001	107	70	65.42%	37	34.58%
Vote By Mail	1001	420	318	75.71%	102	24.29%
Total	1001	527	388	73.62%	139	26.38%
22-3801 M-AIRPORT						
Polling	0	0	0	-	0	-
Vote By Mail	0	0	0	-	0	-
Total	0	0	0	-	0	-
28-2025 CITY GLTA						
Polling	309	39	32	82.05%	7	17.95%
Vote By Mail	309	77	46	59.74%	31	40.26%
Total	309	116	78	67.24%	38	32.76%
28-2031 CITY GLTA						
Polling	1155	142	103	72.54%	39	27.46%
Vote By Mail	1155	443	345	77.88%	98	22.12%
Total	1155	585	448	76.58%	137	23.42%
28-2033 CITY GLTA						
Polling	1082	146	101	69.18%	45	30.82%
Vote By Mail	1082	374	272	72.73%	102	27.27%
Total	1082	520	373	71.73%	147	28.27%
28-3005 CITY GLTA						
Polling	661	58	38	65.52%	20	34.48%
Vote By Mail	661	243	177	72.84%	66	27.16%
Total	661	301	215	71.43%	86	28.57%
28-3007 CITY GLTA						
Polling	747	87	60	68.97%	27	31.03%
Vote By Mail	747	182	140	76.92%	42	23.08%
Total	747	269	200	74.35%	69	25.65%
28-3008 CITY GLTA						
Polling	734	83	71	85.54%	12	14.46%
Vote By Mail	734	141	101	71.63%	40	28.37%
Total	734	224	172	76.79%	52	23.21%
30-0120 M-PUR						
Polling	2	0	0	-	0	-
Vote By Mail	2	0	0	-	0	-
Total	2	0	0	-	0	-
30-0917 M-ORCT						
Polling	0	0	0	-	0	-
Vote By Mail	0	0	0	-	0	-
Total	0	0	0	-	0	-
30-0992 M-LSAL						

Santa Barbara County
 Statewide Direct Primary Election
 June 3, 2008
 Certified Results

Date:06/24/08
 Time:11:00:56
 Page:43 of 62

	PROP 99 EMINENT DOMAIN. LIMITS ON GOVT ACQUISITION OF OWNER-OCCUPIED RESIDENCE			
	Reg. Voters	Total Votes	Yes	No
Polling	47	26	18 69.23%	8 30.77%
Vote By Mail	47	0	0 -	0 -
Total	47	26	18 69.23%	8 30.77%
30-3014 M-GLTA				
Polling	47	18	10 55.56%	8 44.44%
Vote By Mail	47	0	0 -	0 -
Total	47	18	10 55.56%	8 44.44%
30-3017 UCSB				
Polling	515	85	56 65.88%	29 34.12%
Vote By Mail	515	51	29 56.86%	22 43.14%
Total	515	136	85 62.50%	51 37.50%
30-3019 UCSB				
Polling	666	106	81 76.42%	25 23.58%
Vote By Mail	666	111	79 71.17%	32 28.83%
Total	666	217	160 73.73%	57 26.27%
30-3020 UCSB				
Polling	927	135	100 74.07%	35 25.93%
Vote By Mail	927	7	6 85.71%	1 14.29%
Total	927	142	106 74.65%	36 25.35%
30-3021 IV				
Polling	684	61	49 80.33%	12 19.67%
Vote By Mail	684	7	6 85.71%	1 14.29%
Total	684	68	55 80.88%	13 19.12%
30-3022 IV				
Polling	717	79	64 81.01%	15 18.99%
Vote By Mail	717	25	19 76.00%	6 24.00%
Total	717	104	83 79.81%	21 20.19%
30-3023 IV				
Polling	431	47	35 74.47%	12 25.53%
Vote By Mail	431	15	12 80.00%	3 20.00%
Total	431	62	47 75.81%	15 24.19%
30-3024 IV				
Polling	748	63	44 69.84%	19 30.16%
Vote By Mail	748	17	13 76.47%	4 23.53%
Total	748	80	57 71.25%	23 28.75%
30-3026 UCSB				
Polling	895	98	77 78.57%	21 21.43%
Vote By Mail	895	4	3 75.00%	1 25.00%
Total	895	102	80 78.43%	22 21.57%
30-3027 UCSB				
Polling	905	105	76 72.38%	29 27.62%
Vote By Mail	905	5	3 60.00%	2 40.00%

Santa Barbara County
 Statewide Direct Primary Election
 June 3, 2008
 Certified Results

Date:06/24/08
 Time:11:00:56
 Page:44 of 62

	PROP 99 EMINENT DOMAIN. LIMITS ON GOVT ACQUISITION OF OWNER-OCCUPIED RESIDENCE					
	Reg. Voters	Total Votes	Yes		No	
Total	905	110	79	71.82%	31	28.18%
30-3028 UCSB						
Polling	544	71	50	70.42%	21	29.58%
Vote By Mail	544	4	2	50.00%	2	50.00%
Total	544	75	52	69.33%	23	30.67%
30-3029 UCSB						
Polling	987	115	84	73.04%	31	26.96%
Vote By Mail	987	6	4	66.67%	2	33.33%
Total	987	121	88	72.73%	33	27.27%
30-3031 IV						
Polling	907	114	86	75.44%	28	24.56%
Vote By Mail	907	67	52	77.61%	15	22.39%
Total	907	181	138	76.24%	43	23.76%
30-3032 IV						
Polling	523	82	61	74.39%	21	25.61%
Vote By Mail	523	17	16	94.12%	1	5.88%
Total	523	99	77	77.78%	22	22.22%
30-3033 IV						
Polling	721	83	56	67.47%	27	32.53%
Vote By Mail	721	10	8	80.00%	2	20.00%
Total	721	93	64	68.82%	29	31.18%
30-3036 IV						
Polling	554	70	56	80.00%	14	20.00%
Vote By Mail	554	13	13	100.00%	0	0.00%
Total	554	83	69	83.13%	14	16.87%
30-3049 GLTA						
Polling	371	94	57	60.64%	37	39.36%
Vote By Mail	371	90	64	71.11%	26	28.89%
Total	371	184	121	65.76%	63	34.24%
30-3050 M-GLTA						
Polling	108	50	30	60.00%	20	40.00%
Vote By Mail	108	0	0	-	0	-
Total	108	50	30	60.00%	20	40.00%
30-3051 M-GLTA						
Polling	135	61	49	80.33%	12	19.67%
Vote By Mail	135	0	0	-	0	-
Total	135	61	49	80.33%	12	19.67%
30-3053 M-GLTA						
Polling	0	0	0	-	0	-
Vote By Mail	0	0	0	-	0	-
Total	0	0	0	-	0	-
30-3056 M-STYN						

Santa Barbara County
 Statewide Direct Primary Election
 June 3, 2008
 Certified Results

Date:06/24/08
 Time:11:00:56
 Page:45 of 62

	PROP 99 EMINENT DOMAIN. LIMITS ON GOVT ACQUISITION OF OWNER-OCCUPIED RESIDENCE				
	Reg. Voters	Total Votes	Yes	No	
Polling	4	0	0	-	0
Vote By Mail	4	0	0	-	0
Total	4	0	0	-	0
30-3058 M-STYN					
Polling	198	69	52	75.36%	17 24.64%
Vote By Mail	198	0	0	-	0
Total	198	69	52	75.36%	17 24.64%
30-3059 STYN					
Polling	679	84	38	45.24%	46 54.76%
Vote By Mail	679	224	138	61.61%	86 38.39%
Total	679	308	176	57.14%	132 42.86%
30-3060 STYN					
Polling	659	100	54	54.00%	46 46.00%
Vote By Mail	659	225	134	59.56%	91 40.44%
Total	659	325	188	57.85%	137 42.15%
30-3061 STYN					
Polling	1085	166	82	49.40%	84 50.60%
Vote By Mail	1085	381	202	53.02%	179 46.98%
Total	1085	547	284	51.92%	263 48.08%
30-3062 STYN					
Polling	1083	187	109	58.29%	78 41.71%
Vote By Mail	1083	307	210	68.40%	97 31.60%
Total	1083	494	319	64.57%	175 35.43%
30-3066 SLVG					
Polling	300	29	14	48.28%	15 51.72%
Vote By Mail	300	123	90	73.17%	33 26.83%
Total	300	152	104	68.42%	48 31.58%
30-3068 M-SLVG					
Polling	125	76	54	71.05%	22 28.95%
Vote By Mail	125	0	0	-	0
Total	125	76	54	71.05%	22 28.95%
30-3069 BLRD					
Polling	856	124	69	55.65%	55 44.35%
Vote By Mail	856	304	200	65.79%	104 34.21%
Total	856	428	269	62.85%	159 37.15%
30-3071 LSOL					
Polling	968	191	109	57.07%	82 42.93%
Vote By Mail	968	307	192	62.54%	115 37.46%
Total	968	498	301	60.44%	197 39.56%
30-3073 BLTN					
Polling	411	34	21	61.76%	13 38.24%
Vote By Mail	411	153	100	65.36%	53 34.64%

Santa Barbara County
 Statewide Direct Primary Election
 June 3, 2008
 Certified Results

Date:06/24/08
 Time:11:00:56
 Page:46 of 62

	PROP 99 EMINENT DOMAIN. LIMITS ON GOVT ACQUISITION OF OWNER-OCCUPIED RESIDENCE					
	Reg. Voters	Total Votes	Yes	No		
Total	411	187	121	64.71%	66	35.29%
30-3075 M-BLTN						
Polling	80	33	17	51.52%	16	48.48%
Vote By Mail	80	0	0	-	0	-
Total	80	33	17	51.52%	16	48.48%
30-3077 M-VIST						
Polling	130	64	41	64.06%	23	35.94%
Vote By Mail	130	0	0	-	0	-
Total	130	64	41	64.06%	23	35.94%
30-3078 M-VIST						
Polling	0	0	0	-	0	-
Vote By Mail	0	0	0	-	0	-
Total	0	0	0	-	0	-
30-3079 M-VIST						
Polling	9	0	0	-	0	-
Vote By Mail	9	0	0	-	0	-
Total	9	0	0	-	0	-
30-3080 M-VIST						
Polling	133	50	27	54.00%	23	46.00%
Vote By Mail	133	0	0	-	0	-
Total	133	50	27	54.00%	23	46.00%
30-3081 M-VIST						
Polling	0	0	0	-	0	-
Vote By Mail	0	0	0	-	0	-
Total	0	0	0	-	0	-
30-3082 M-VIST						
Polling	46	21	18	85.71%	3	14.29%
Vote By Mail	46	0	0	-	0	-
Total	46	21	18	85.71%	3	14.29%
30-3083 M-PUR						
Polling	58	19	7	36.84%	12	63.16%
Vote By Mail	58	0	0	-	0	-
Total	58	19	7	36.84%	12	63.16%
30-3085 M-PUR						
Polling	82	39	16	41.03%	23	58.97%
Vote By Mail	82	0	0	-	0	-
Total	82	39	16	41.03%	23	58.97%
30-3086 M-PUR						
Polling	34	13	5	38.46%	8	61.54%
Vote By Mail	34	0	0	-	0	-
Total	34	13	5	38.46%	8	61.54%
30-3092 LSAL						

Santa Barbara County
Statewide Direct Primary Election
June 3, 2008
Certified Results

Date:06/24/08
Time:11:00:56
Page:47 of 62

	PROP 99 EMINENT DOMAIN. LIMITS ON GOVT ACQUISITION OF OWNER-OCCUPIED RESIDENCE					
	Reg. Voters	Total Votes	Yes		No	
Polling	738	95	59	62.11%	36	37.89%
Vote By Mail	738	201	135	67.16%	66	32.84%
Total	738	296	194	65.54%	102	34.46%
30-3095 IV						
Polling	662	76	60	78.95%	16	21.05%
Vote By Mail	662	29	21	72.41%	8	27.59%
Total	662	105	81	77.14%	24	22.86%
30-3914 M-GLTA						
Polling	36	15	10	66.67%	5	33.33%
Vote By Mail	36	0	0	-	0	-
Total	36	15	10	66.67%	5	33.33%
30-3950 M-GLTA						
Polling	19	8	2	25.00%	6	75.00%
Vote By Mail	19	0	0	-	0	-
Total	19	8	2	25.00%	6	75.00%
30-3954 M-PRDS						
Polling	0	0	0	-	0	-
Vote By Mail	0	0	0	-	0	-
Total	0	0	0	-	0	-
30-3966 M-SLVG						
Polling	3	1	0	0.00%	1	100.00%
Vote By Mail	3	0	0	-	0	-
Total	3	1	0	0.00%	1	100.00%
30-3978 M-VIST						
Polling	0	0	0	-	0	-
Vote By Mail	0	0	0	-	0	-
Total	0	0	0	-	0	-
30-3980 M-VIST						
Polling	0	0	0	-	0	-
Vote By Mail	0	0	0	-	0	-
Total	0	0	0	-	0	-
30-3984 M-PUR						
Polling	9	4	2	50.00%	2	50.00%
Vote By Mail	9	0	0	-	0	-
Total	9	4	2	50.00%	2	50.00%
30-3986 M-PUR						
Polling	46	25	11	44.00%	14	56.00%
Vote By Mail	46	0	0	-	0	-
Total	46	25	11	44.00%	14	56.00%
30-3987 PUR						
Polling	362	34	20	58.82%	14	41.18%
Vote By Mail	362	139	93	66.91%	46	33.09%

Santa Barbara County
 Statewide Direct Primary Election
 June 3, 2008
 Certified Results

Date:06/24/08
 Time:11:00:56
 Page:48 of 62

	PROP 99 EMINENT DOMAIN. LIMITS ON GOVT ACQUISITION OF OWNER-OCCUPIED RESIDENCE					
	Reg. Voters	Total Votes	Yes		No	
Total	362	173	113	65.32%	60	34.68%
30-3994 M-ORCT						
Polling	1	1	1	100.00%	0	0.00%
Vote By Mail	1	0	0	-	0	-
Total	1	1	1	100.00%	0	0.00%
30-4001 M-VDBG						
Polling	0	0	0	-	0	-
Vote By Mail	0	0	0	-	0	-
Total	0	0	0	-	0	-
30-4002 VDBG						
Polling	469	11	7	63.64%	4	36.36%
Vote By Mail	469	35	29	82.86%	6	17.14%
Total	469	46	36	78.26%	10	21.74%
30-4006 PUR						
Polling	1018	145	83	57.24%	62	42.76%
Vote By Mail	1018	206	140	67.96%	66	32.04%
Total	1018	351	223	63.53%	128	36.47%
30-4009 PUR						
Polling	759	71	39	54.93%	32	45.07%
Vote By Mail	759	270	178	65.93%	92	34.07%
Total	759	341	217	63.64%	124	36.36%
30-4010 PUR						
Polling	921	118	65	55.08%	53	44.92%
Vote By Mail	921	294	213	72.45%	81	27.55%
Total	921	412	278	67.48%	134	32.52%
30-4012 PUR						
Polling	761	89	45	50.56%	44	49.44%
Vote By Mail	761	337	221	65.58%	116	34.42%
Total	761	426	266	62.44%	160	37.56%
30-4014 M-PUR						
Polling	0	0	0	-	0	-
Vote By Mail	0	0	0	-	0	-
Total	0	0	0	-	0	-
30-4017 M-ORCT						
Polling	0	0	0	-	0	-
Vote By Mail	0	0	0	-	0	-
Total	0	0	0	-	0	-
30-4915 M-CSML						
Polling	0	0	0	-	0	-
Vote By Mail	0	0	0	-	0	-
Total	0	0	0	-	0	-
30-5903 M-LSOL						

Santa Barbara County
Statewide Direct Primary Election
June 3, 2008
Certified Results

Date:06/24/08
Time:11:00:56
Page:49 of 62

	PROP 99 EMINENT DOMAIN. LIMITS ON GOVT ACQUISITION OF OWNER-OCCUPIED RESIDENCE					
	Reg. Voters	Total Votes	Yes		No	
Polling	52	22	12	54.55%	10	45.45%
Vote By Mail	52	0	0	-	0	-
Total	52	22	12	54.55%	10	45.45%
31-3501 M-CITY LMPC						
Polling	76	17	10	58.82%	7	41.18%
Vote By Mail	76	0	0	-	0	-
Total	76	17	10	58.82%	7	41.18%
31-4525 M-CITY LMPC						
Polling	238	98	51	52.04%	47	47.96%
Vote By Mail	238	0	0	-	0	-
Total	238	98	51	52.04%	47	47.96%
32-3201 M-AIRPORT						
Polling	0	0	0	-	0	-
Vote By Mail	0	0	0	-	0	-
Total	0	0	0	-	0	-
36-3301 M-CITY SLVG						
Polling	120	79	45	56.96%	34	43.04%
Vote By Mail	120	0	0	-	0	-
Total	120	79	45	56.96%	34	43.04%
36-3302 CITY SLVG						
Polling	785	112	74	66.07%	38	33.93%
Vote By Mail	785	234	165	70.51%	69	29.49%
Total	785	346	239	69.08%	107	30.92%
36-3303 CITY SLVG						
Polling	849	143	87	60.84%	56	39.16%
Vote By Mail	849	298	186	62.42%	112	37.58%
Total	849	441	273	61.90%	168	38.10%
36-3304 CITY SLVG						
Polling	1065	138	86	62.32%	52	37.68%
Vote By Mail	1065	364	204	56.04%	160	43.96%
Total	1065	502	290	57.77%	212	42.23%
36-3305 M-CITY SLVG						
Polling	194	127	81	63.78%	46	36.22%
Vote By Mail	194	0	0	-	0	-
Total	194	127	81	63.78%	46	36.22%
37-3401 CITY BLTN						
Polling	405	48	25	52.08%	23	47.92%
Vote By Mail	405	107	71	66.36%	36	33.64%
Total	405	155	96	61.94%	59	38.06%
37-3402 CITY BLTN						
Polling	1061	141	80	56.74%	61	43.26%
Vote By Mail	1061	258	169	65.50%	89	34.50%

Santa Barbara County
 Statewide Direct Primary Election
 June 3, 2008
 Certified Results

Date:06/24/08
 Time:11:00:56
 Page:50 of 62

	PROP 99 EMINENT DOMAIN. LIMITS ON GOVT ACQUISITION OF OWNER-OCCUPIED RESIDENCE					
	Reg. Voters	Total Votes	Yes		No	
Total	1061	399	249	62.41%	150	37.59%
37-3403 CITY BLTN						
Polling	945	141	100	70.92%	41	29.08%
Vote By Mail	945	345	264	76.52%	81	23.48%
Total	945	486	364	74.90%	122	25.10%
38-3006 CITY GLTA						
Polling	1064	202	130	64.36%	72	35.64%
Vote By Mail	1064	341	232	68.04%	109	31.96%
Total	1064	543	362	66.67%	181	33.33%
38-3011 CITY GLTA						
Polling	1107	191	120	62.83%	71	37.17%
Vote By Mail	1107	338	248	73.37%	90	26.63%
Total	1107	529	368	69.57%	161	30.43%
38-3015 CITY GLTA						
Polling	477	111	73	65.77%	38	34.23%
Vote By Mail	477	152	100	65.79%	52	34.21%
Total	477	263	173	65.78%	90	34.22%
38-3016 CITY GLTA						
Polling	1093	154	112	72.73%	42	27.27%
Vote By Mail	1093	259	170	65.64%	89	34.36%
Total	1093	413	282	68.28%	131	31.72%
38-3039 CITY GLTA						
Polling	760	127	93	73.23%	34	26.77%
Vote By Mail	760	168	111	66.07%	57	33.93%
Total	760	295	204	69.15%	91	30.85%
38-3040 CITY GLTA						
Polling	708	108	74	68.52%	34	31.48%
Vote By Mail	708	193	144	74.61%	49	25.39%
Total	708	301	218	72.43%	83	27.57%
38-3041 CITY GLTA						
Polling	919	156	101	64.74%	55	35.26%
Vote By Mail	919	224	168	75.00%	56	25.00%
Total	919	380	269	70.79%	111	29.21%
38-3042 CITY GLTA						
Polling	1247	198	144	72.73%	54	27.27%
Vote By Mail	1247	321	243	75.70%	78	24.30%
Total	1247	519	387	74.57%	132	25.43%
38-3043 CITY GLTA						
Polling	1010	151	109	72.19%	42	27.81%
Vote By Mail	1010	176	130	73.86%	46	26.14%
Total	1010	327	239	73.09%	88	26.91%
38-3045 CITY GLTA						

Santa Barbara County
 Statewide Direct Primary Election
 June 3, 2008
 Certified Results

Date:06/24/08
 Time:11:00:56
 Page:51 of 62

	PROP 99 EMINENT DOMAIN. LIMITS ON GOVT ACQUISITION OF OWNER-OCCUPIED RESIDENCE					
	Reg. Voters	Total Votes	Yes		No	
Polling	1110	170	125	73.53%	45	26.47%
Vote By Mail	1110	330	249	75.45%	81	24.55%
Total	1110	500	374	74.80%	126	25.20%
38-3047 CITY GLTA						
Polling	1073	180	112	62.22%	68	37.78%
Vote By Mail	1073	267	167	62.55%	100	37.45%
Total	1073	447	279	62.42%	168	37.58%
38-3916 M-CITY GLTA						
Polling	235	66	42	63.64%	24	36.36%
Vote By Mail	235	0	0	-	0	-
Total	235	66	42	63.64%	24	36.36%
38-9008 M-CITY GLTA						
Polling	0	0	0	-	0	-
Vote By Mail	0	0	0	-	0	-
Total	0	0	0	-	0	-
40-0012 M-PUR						
Polling	10	5	4	80.00%	1	20.00%
Vote By Mail	10	0	0	-	0	-
Total	10	5	4	80.00%	1	20.00%
40-0915 M-CSML						
Polling	49	16	7	43.75%	9	56.25%
Vote By Mail	49	0	0	-	0	-
Total	49	16	7	43.75%	9	56.25%
40-0918 M-ORCT						
Polling	3	2	2	100.00%	0	0.00%
Vote By Mail	3	0	0	-	0	-
Total	3	2	2	100.00%	0	0.00%
40-0921 M-STMR						
Polling	0	0	0	-	0	-
Vote By Mail	0	0	0	-	0	-
Total	0	0	0	-	0	-
40-0926 M-ORCT						
Polling	2	2	0	0.00%	2	100.00%
Vote By Mail	2	0	0	-	0	-
Total	2	2	0	0.00%	2	100.00%
40-3087 PUR						
Polling	1026	135	75	55.56%	60	44.44%
Vote By Mail	1026	242	193	79.75%	49	20.25%
Total	1026	377	268	71.09%	109	28.91%
40-3088 PUR						
Polling	937	141	86	60.99%	55	39.01%
Vote By Mail	937	314	217	69.11%	97	30.89%

Santa Barbara County
 Statewide Direct Primary Election
 June 3, 2008
 Certified Results

Date:06/24/08
 Time:11:00:56
 Page:52 of 62

	PROP 99 EMINENT DOMAIN. LIMITS ON GOVT ACQUISITION OF OWNER-OCCUPIED RESIDENCE					
	Reg. Voters	Total Votes	Yes		No	
Total	937	455	303	66.59%	152	33.41%
40-3090 M-PUR						
Polling	0	0	0	-	0	-
Vote By Mail	0	0	0	-	0	-
Total	0	0	0	-	0	-
40-3091 PUR						
Polling	429	48	32	66.67%	16	33.33%
Vote By Mail	429	150	88	58.67%	62	41.33%
Total	429	198	120	60.61%	78	39.39%
40-3093 M-LSAL						
Polling	44	25	12	48.00%	13	52.00%
Vote By Mail	44	0	0	-	0	-
Total	44	25	12	48.00%	13	52.00%
40-4003 M-PUR						
Polling	26	10	5	50.00%	5	50.00%
Vote By Mail	26	0	0	-	0	-
Total	26	10	5	50.00%	5	50.00%
40-4015 M-CSML						
Polling	0	0	0	-	0	-
Vote By Mail	0	0	0	-	0	-
Total	0	0	0	-	0	-
40-4018 M-ORCT						
Polling	2	2	1	50.00%	1	50.00%
Vote By Mail	2	0	0	-	0	-
Total	2	2	1	50.00%	1	50.00%
40-4019 ORCT						
Polling	445	64	42	65.63%	22	34.38%
Vote By Mail	445	160	83	51.88%	77	48.13%
Total	445	224	125	55.80%	99	44.20%
40-4021 ORCT						
Polling	928	125	83	66.40%	42	33.60%
Vote By Mail	928	342	244	71.35%	98	28.65%
Total	928	467	327	70.02%	140	29.98%
40-4022 ORCT						
Polling	879	113	68	60.18%	45	39.82%
Vote By Mail	879	230	146	63.48%	84	36.52%
Total	879	343	214	62.39%	129	37.61%
40-4023 ORCT						
Polling	961	116	74	63.79%	42	36.21%
Vote By Mail	961	246	175	71.14%	71	28.86%
Total	961	362	249	68.78%	113	31.22%
40-4025 ORCT						

Santa Barbara County
 Statewide Direct Primary Election
 June 3, 2008
 Certified Results

Date:06/24/08
 Time:11:00:56
 Page:53 of 62

	PROP 99 EMINENT DOMAIN. LIMITS ON GOVT ACQUISITION OF OWNER-OCCUPIED RESIDENCE			
	Reg. Voters	Total Votes	Yes	No
Polling	419	45	34 75.56%	11 24.44%
Vote By Mail	419	107	79 73.83%	28 26.17%
Total	419	152	113 74.34%	39 25.66%
40-4026 ORCT				
Polling	551	62	35 56.45%	27 43.55%
Vote By Mail	551	184	134 72.83%	50 27.17%
Total	551	246	169 68.70%	77 31.30%
40-4027 ORCT				
Polling	956	144	104 72.22%	40 27.78%
Vote By Mail	956	363	212 58.40%	151 41.60%
Total	956	507	316 62.33%	191 37.67%
40-4028 ORCT				
Polling	834	140	77 55.00%	63 45.00%
Vote By Mail	834	277	194 70.04%	83 29.96%
Total	834	417	271 64.99%	146 35.01%
40-4030 ORCT				
Polling	779	95	69 72.63%	26 27.37%
Vote By Mail	779	334	273 81.74%	61 18.26%
Total	779	429	342 79.72%	87 20.28%
40-4031 ORCT				
Polling	1057	106	67 63.21%	39 36.79%
Vote By Mail	1057	252	159 63.10%	93 36.90%
Total	1057	358	226 63.13%	132 36.87%
40-4032 ORCT				
Polling	761	120	74 61.67%	46 38.33%
Vote By Mail	761	192	126 65.63%	66 34.38%
Total	761	312	200 64.10%	112 35.90%
40-4034 ORCT				
Polling	864	125	68 54.40%	57 45.60%
Vote By Mail	864	225	146 64.89%	79 35.11%
Total	864	350	214 61.14%	136 38.86%
40-4035 ORCT				
Polling	978	126	68 53.97%	58 46.03%
Vote By Mail	978	278	198 71.22%	80 28.78%
Total	978	404	266 65.84%	138 34.16%
40-4037 ORCT				
Polling	943	109	70 64.22%	39 35.78%
Vote By Mail	943	267	181 67.79%	86 32.21%
Total	943	376	251 66.76%	125 33.24%
40-4039 ORCT				
Polling	889	90	62 68.89%	28 31.11%
Vote By Mail	889	226	162 71.68%	64 28.32%

Santa Barbara County
 Statewide Direct Primary Election
 June 3, 2008
 Certified Results

Date:06/24/08
 Time:11:00:56
 Page:54 of 62

	PROP 99 EMINENT DOMAIN. LIMITS ON GOVT ACQUISITION OF OWNER-OCCUPIED RESIDENCE					
	Reg. Voters	Total Votes	Yes		No	
Total	889	316	224	70.89%	92	29.11%
40-4040 ORCT						
Polling	923	89	64	71.91%	25	28.09%
Vote By Mail	923	323	259	80.19%	64	19.81%
Total	923	412	323	78.40%	89	21.60%
40-4041 ORCT						
Polling	766	72	43	59.72%	29	40.28%
Vote By Mail	766	201	141	70.15%	60	29.85%
Total	766	273	184	67.40%	89	32.60%
40-4042 ORCT						
Polling	804	100	72	72.00%	28	28.00%
Vote By Mail	804	200	130	65.00%	70	35.00%
Total	804	300	202	67.33%	98	32.67%
40-4044 ORCT						
Polling	779	95	64	67.37%	31	32.63%
Vote By Mail	779	226	154	68.14%	72	31.86%
Total	779	321	218	67.91%	103	32.09%
40-4046 M-ORCT						
Polling	107	44	29	65.91%	15	34.09%
Vote By Mail	107	0	0	-	0	-
Total	107	44	29	65.91%	15	34.09%
40-4918 M-ORCT						
Polling	0	0	0	-	0	-
Vote By Mail	0	0	0	-	0	-
Total	0	0	0	-	0	-
40-4926 M-ORCT						
Polling	5	0	0	-	0	-
Vote By Mail	5	0	0	-	0	-
Total	5	0	0	-	0	-
40-5006 ORCT						
Polling	345	66	36	54.55%	30	45.45%
Vote By Mail	345	108	81	75.00%	27	25.00%
Total	345	174	117	67.24%	57	32.76%
40-5009 ORCT						
Polling	272	35	32	91.43%	3	8.57%
Vote By Mail	272	163	152	93.25%	11	6.75%
Total	272	198	184	92.93%	14	7.07%
40-5010 ORCT						
Polling	886	71	49	69.01%	22	30.99%
Vote By Mail	886	311	220	70.74%	91	29.26%
Total	886	382	269	70.42%	113	29.58%
40-5012 M-ORCT						

Santa Barbara County
Statewide Direct Primary Election
June 3, 2008
Certified Results

Date:06/24/08
Time:11:00:56
Page:55 of 62

	PROP 99 EMINENT DOMAIN. LIMITS ON GOVT ACQUISITION OF OWNER-OCCUPIED RESIDENCE			
	Reg. Voters	Total Votes	Yes	No
Polling	177	47	33 70.21%	14 29.79%
Vote By Mail	177	0	0 -	0 -
Total	177	47	33 70.21%	14 29.79%
40-5013 STMR				
Polling	556	52	37 71.15%	15 28.85%
Vote By Mail	556	70	49 70.00%	21 30.00%
Total	556	122	86 70.49%	36 29.51%
40-5014 M-STMR				
Polling	59	27	12 44.44%	15 55.56%
Vote By Mail	59	0	0 -	0 -
Total	59	27	12 44.44%	15 55.56%
40-5020 M-GDLP				
Polling	30	10	0 0.00%	10 100.00%
Vote By Mail	30	0	0 -	0 -
Total	30	10	0 0.00%	10 100.00%
40-5021 M-STMR				
Polling	3	1	0 0.00%	1 100.00%
Vote By Mail	3	0	0 -	0 -
Total	3	1	0 0.00%	1 100.00%
40-5905 M-SISQ				
Polling	18	10	5 50.00%	5 50.00%
Vote By Mail	18	0	0 -	0 -
Total	18	10	5 50.00%	5 50.00%
40-5906 M-ORCT				
Polling	42	22	15 68.18%	7 31.82%
Vote By Mail	42	0	0 -	0 -
Total	42	22	15 68.18%	7 31.82%
40-5914 M-STMR				
Polling	3	1	0 0.00%	1 100.00%
Vote By Mail	3	0	0 -	0 -
Total	3	1	0 0.00%	1 100.00%
40-5920 M-GDLP				
Polling	5	2	2 100.00%	0 0.00%
Vote By Mail	5	0	0 -	0 -
Total	5	2	2 100.00%	0 0.00%
41-4501 CITY LMPC				
Polling	982	99	51 51.52%	48 48.48%
Vote By Mail	982	265	187 70.57%	78 29.43%
Total	982	364	238 65.38%	126 34.62%
41-4502 CITY LMPC				
Polling	860	93	70 75.27%	23 24.73%
Vote By Mail	860	245	175 71.43%	70 28.57%

Santa Barbara County
 Statewide Direct Primary Election
 June 3, 2008
 Certified Results

Date:06/24/08
 Time:11:00:56
 Page:56 of 62

	PROP 99 EMINENT DOMAIN. LIMITS ON GOVT ACQUISITION OF OWNER-OCCUPIED RESIDENCE					
	Reg. Voters	Total Votes	Yes		No	
Total	860	338	245	72.49%	93	27.51%
41-4504 CITY LMPC						
Polling	779	105	69	65.71%	36	34.29%
Vote By Mail	779	178	127	71.35%	51	28.65%
Total	779	283	196	69.26%	87	30.74%
41-4505 CITY LMPC						
Polling	818	99	63	63.64%	36	36.36%
Vote By Mail	818	251	168	66.93%	83	33.07%
Total	818	350	231	66.00%	119	34.00%
41-4506 CITY LMPC						
Polling	895	104	69	66.35%	35	33.65%
Vote By Mail	895	295	214	72.54%	81	27.46%
Total	895	399	283	70.93%	116	29.07%
41-4508 CITY LMPC						
Polling	934	86	49	56.98%	37	43.02%
Vote By Mail	934	225	151	67.11%	74	32.89%
Total	934	311	200	64.31%	111	35.69%
41-4510 CITY LMPC						
Polling	987	102	69	67.65%	33	32.35%
Vote By Mail	987	163	104	63.80%	59	36.20%
Total	987	265	173	65.28%	92	34.72%
41-4512 CITY LMPC						
Polling	1029	114	71	62.28%	43	37.72%
Vote By Mail	1029	235	160	68.09%	75	31.91%
Total	1029	349	231	66.19%	118	33.81%
41-4513 CITY LMPC						
Polling	972	76	48	63.16%	28	36.84%
Vote By Mail	972	252	180	71.43%	72	28.57%
Total	972	328	228	69.51%	100	30.49%
41-4516 CITY LMPC						
Polling	968	124	76	61.29%	48	38.71%
Vote By Mail	968	208	149	71.63%	59	28.37%
Total	968	332	225	67.77%	107	32.23%
41-4518 CITY LMPC						
Polling	1077	128	78	60.94%	50	39.06%
Vote By Mail	1077	287	199	69.34%	88	30.66%
Total	1077	415	277	66.75%	138	33.25%
41-4519 CITY LMPC						
Polling	1060	128	82	64.06%	46	35.94%
Vote By Mail	1060	260	185	71.15%	75	28.85%
Total	1060	388	267	68.81%	121	31.19%
41-4521 CITY LMPC						

Santa Barbara County
 Statewide Direct Primary Election
 June 3, 2008
 Certified Results

Date:06/24/08
 Time:11:00:56
 Page:57 of 62

	PROP 99 EMINENT DOMAIN. LIMITS ON GOVT ACQUISITION OF OWNER-OCCUPIED RESIDENCE					
	Reg. Voters	Total Votes	Yes		No	
Polling	1010	97	59	60.82%	38	39.18%
Vote By Mail	1010	204	136	66.67%	68	33.33%
Total	1010	301	195	64.78%	106	35.22%
41-4522 CITY LMPC						
Polling	518	51	29	56.86%	22	43.14%
Vote By Mail	518	165	116	70.30%	49	29.70%
Total	518	216	145	67.13%	71	32.87%
41-4524 CITY LMPC						
Polling	464	53	39	73.58%	14	26.42%
Vote By Mail	464	131	85	64.89%	46	35.11%
Total	464	184	124	67.39%	60	32.61%
43-5809 M-CITY STMR						
Polling	211	120	99	82.50%	21	17.50%
Vote By Mail	211	0	0	-	0	-
Total	211	120	99	82.50%	21	17.50%
43-5814 M-CITY STMR						
Polling	18	5	1	20.00%	4	80.00%
Vote By Mail	18	0	0	-	0	-
Total	18	5	1	20.00%	4	80.00%
43-5913 M-CITY STMR						
Polling	0	0	0	-	0	-
Vote By Mail	0	0	0	-	0	-
Total	0	0	0	-	0	-
44-5701 CITY GDLP						
Polling	709	57	34	59.65%	23	40.35%
Vote By Mail	709	98	67	68.37%	31	31.63%
Total	709	155	101	65.16%	54	34.84%
44-5702 CITY GDLP						
Polling	1188	89	58	65.17%	31	34.83%
Vote By Mail	1188	225	149	66.22%	76	33.78%
Total	1188	314	207	65.92%	107	34.08%
50-3992 M-LSAL						
Polling	1	0	0	-	0	-
Vote By Mail	1	0	0	-	0	-
Total	1	0	0	-	0	-
50-5001 M-CYM						
Polling	45	21	14	66.67%	7	33.33%
Vote By Mail	45	0	0	-	0	-
Total	45	21	14	66.67%	7	33.33%
50-5002 M-LSOL						
Polling	0	0	0	-	0	-
Vote By Mail	0	0	0	-	0	-

Santa Barbara County
 Statewide Direct Primary Election
 June 3, 2008
 Certified Results

Date:06/24/08
 Time:11:00:56
 Page:58 of 62

	PROP 99 EMINENT DOMAIN. LIMITS ON GOVT ACQUISITION OF OWNER-OCCUPIED RESIDENCE				
	Reg. Voters	Total Votes	Yes	No	
Total	0	0	0	-	0
50-5003 M-LSOL					
Polling	1	1	1	100.00%	0 0.00%
Vote By Mail	1	0	0	-	0 -
Total	1	1	1	100.00%	0 0.00%
50-5004 M-SISQ					
Polling	155	73	43	58.90%	30 41.10%
Vote By Mail	155	0	0	-	0 -
Total	155	73	43	58.90%	30 41.10%
50-5005 M-SISQ					
Polling	198	76	50	65.79%	26 34.21%
Vote By Mail	198	0	0	-	0 -
Total	198	76	50	65.79%	26 34.21%
50-5007 M-STMR					
Polling	93	42	23	54.76%	19 45.24%
Vote By Mail	93	0	0	-	0 -
Total	93	42	23	54.76%	19 45.24%
50-5016 M-STMR					
Polling	117	46	26	56.52%	20 43.48%
Vote By Mail	117	0	0	-	0 -
Total	117	46	26	56.52%	20 43.48%
50-5901 CYM					
Polling	322	33	20	60.61%	13 39.39%
Vote By Mail	322	67	43	64.18%	24 35.82%
Total	322	100	63	63.00%	37 37.00%
50-5902 M-LOS PDRS					
Polling	0	0	0	-	0 -
Vote By Mail	0	0	0	-	0 -
Total	0	0	0	-	0 -
50-5904 M-SISQ					
Polling	26	7	2	28.57%	5 71.43%
Vote By Mail	26	0	0	-	0 -
Total	26	7	2	28.57%	5 71.43%
50-5916 M-STMR					
Polling	12	4	3	75.00%	1 25.00%
Vote By Mail	12	0	0	-	0 -
Total	12	4	3	75.00%	1 25.00%
50-5994 M-STMR					
Polling	36	9	4	44.44%	5 55.56%
Vote By Mail	36	0	0	-	0 -
Total	36	9	4	44.44%	5 55.56%
50-9005 M-SISQ					

Santa Barbara County
 Statewide Direct Primary Election
 June 3, 2008
 Certified Results

Date:06/24/08
 Time:11:00:57
 Page:59 of 62

	PROP 99 EMINENT DOMAIN. LIMITS ON GOVT ACQUISITION OF OWNER-OCCUPIED RESIDENCE					
	Reg. Voters	Total Votes	Yes		No	
Polling	95	44	26	59.09%	18	40.91%
Vote By Mail	95	0	0	-	0	-
Total	95	44	26	59.09%	18	40.91%
53-5601 M-CITY STMR						
Polling	68	17	10	58.82%	7	41.18%
Vote By Mail	68	0	0	-	0	-
Total	68	17	10	58.82%	7	41.18%
53-5602 CITY STMR						
Polling	463	40	31	77.50%	9	22.50%
Vote By Mail	463	176	117	66.48%	59	33.52%
Total	463	216	148	68.52%	68	31.48%
53-5603 CITY STMR						
Polling	753	64	42	65.63%	22	34.38%
Vote By Mail	753	245	173	70.61%	72	29.39%
Total	753	309	215	69.58%	94	30.42%
53-5604 CITY STMR						
Polling	967	72	39	54.17%	33	45.83%
Vote By Mail	967	321	230	71.65%	91	28.35%
Total	967	393	269	68.45%	124	31.55%
53-5605 CITY STMR						
Polling	1034	73	36	49.32%	37	50.68%
Vote By Mail	1034	249	191	76.71%	58	23.29%
Total	1034	322	227	70.50%	95	29.50%
53-5606 CITY STMR						
Polling	1151	100	68	68.00%	32	32.00%
Vote By Mail	1151	237	172	72.57%	65	27.43%
Total	1151	337	240	71.22%	97	28.78%
53-5607 CITY STMR						
Polling	788	55	28	50.91%	27	49.09%
Vote By Mail	788	206	144	69.90%	62	30.10%
Total	788	261	172	65.90%	89	34.10%
53-5608 CITY STMR						
Polling	902	76	50	65.79%	26	34.21%
Vote By Mail	902	211	164	77.73%	47	22.27%
Total	902	287	214	74.56%	73	25.44%
53-5613 CITY STMR						
Polling	841	53	40	75.47%	13	24.53%
Vote By Mail	841	136	84	61.76%	52	38.24%
Total	841	189	124	65.61%	65	34.39%
53-5614 CITY STMR						
Polling	1122	55	35	63.64%	20	36.36%
Vote By Mail	1122	178	128	71.91%	50	28.09%

Santa Barbara County
 Statewide Direct Primary Election
 June 3, 2008
 Certified Results

Date:06/24/08
 Time:11:00:57
 Page:60 of 62

	PROP 99 EMINENT DOMAIN. LIMITS ON GOVT ACQUISITION OF OWNER-OCCUPIED RESIDENCE					
	Reg. Voters	Total Votes	Yes		No	
Total	1122	233	163	69.96%	70	30.04%
53-5615 CITY STMR						
Polling	712	43	27	62.79%	16	37.21%
Vote By Mail	712	114	76	66.67%	38	33.33%
Total	712	157	103	65.61%	54	34.39%
53-5617 CITY STMR						
Polling	860	115	83	72.17%	32	27.83%
Vote By Mail	860	201	153	76.12%	48	23.88%
Total	860	316	236	74.68%	80	25.32%
53-5618 CITY STMR						
Polling	851	69	46	66.67%	23	33.33%
Vote By Mail	851	195	128	65.64%	67	34.36%
Total	851	264	174	65.91%	90	34.09%
53-5619 CITY STMR						
Polling	825	98	67	68.37%	31	31.63%
Vote By Mail	825	294	183	62.24%	111	37.76%
Total	825	392	250	63.78%	142	36.22%
53-5620 CITY STMR						
Polling	1104	121	82	67.77%	39	32.23%
Vote By Mail	1104	402	286	71.14%	116	28.86%
Total	1104	523	368	70.36%	155	29.64%
53-5621 CITY STMR						
Polling	541	43	27	62.79%	16	37.21%
Vote By Mail	541	135	98	72.59%	37	27.41%
Total	541	178	125	70.22%	53	29.78%
53-5623 CITY STMR						
Polling	806	62	34	54.84%	28	45.16%
Vote By Mail	806	234	167	71.37%	67	28.63%
Total	806	296	201	67.91%	95	32.09%
53-5624 CITY STMR						
Polling	877	65	37	56.92%	28	43.08%
Vote By Mail	877	217	155	71.43%	62	28.57%
Total	877	282	192	68.09%	90	31.91%
53-5625 M-CITY STMR						
Polling	4	2	0	0.00%	2	100.00%
Vote By Mail	4	0	0	-	0	-
Total	4	2	0	0.00%	2	100.00%
53-5626 CITY STMR						
Polling	764	53	33	62.26%	20	37.74%
Vote By Mail	764	148	111	75.00%	37	25.00%
Total	764	201	144	71.64%	57	28.36%
53-5628 CITY STMR						

Santa Barbara County
 Statewide Direct Primary Election
 June 3, 2008
 Certified Results

Date:06/24/08
 Time:11:00:57
 Page:61 of 62

	PROP 99 EMINENT DOMAIN. LIMITS ON GOVT ACQUISITION OF OWNER-OCCUPIED RESIDENCE			
	Reg. Voters	Total Votes	Yes	No
Polling	701	48	24 50.00%	24 50.00%
Vote By Mail	701	87	47 54.02%	40 45.98%
Total	701	135	71 52.59%	64 47.41%
53-5630 CITY STMR				
Polling	981	61	43 70.49%	18 29.51%
Vote By Mail	981	139	106 76.26%	33 23.74%
Total	981	200	149 74.50%	51 25.50%
53-5631 CITY STMR				
Polling	718	52	30 57.69%	22 42.31%
Vote By Mail	718	122	83 68.03%	39 31.97%
Total	718	174	113 64.94%	61 35.06%
53-5632 CITY STMR				
Polling	1120	83	49 59.04%	34 40.96%
Vote By Mail	1120	240	181 75.42%	59 24.58%
Total	1120	323	230 71.21%	93 28.79%
53-5633 CITY STMR				
Polling	1130	67	42 62.69%	25 37.31%
Vote By Mail	1130	276	174 63.04%	102 36.96%
Total	1130	343	216 62.97%	127 37.03%
53-5636 CITY STMR				
Polling	929	84	61 72.62%	23 27.38%
Vote By Mail	929	365	298 81.64%	67 18.36%
Total	929	449	359 79.96%	90 20.04%
53-5637 CITY STMR				
Polling	749	40	28 70.00%	12 30.00%
Vote By Mail	749	173	129 74.57%	44 25.43%
Total	749	213	157 73.71%	56 26.29%
53-5640 CITY STMR				
Polling	1052	62	39 62.90%	23 37.10%
Vote By Mail	1052	122	79 64.75%	43 35.25%
Total	1052	184	118 64.13%	66 35.87%
53-5641 CITY STMR				
Polling	953	60	40 66.67%	20 33.33%
Vote By Mail	953	232	194 83.62%	38 16.38%
Total	953	292	234 80.14%	58 19.86%
53-5803 M-CITY STMR				
Polling	135	69	41 59.42%	28 40.58%
Vote By Mail	135	0	0 -	0 -
Total	135	69	41 59.42%	28 40.58%
53-5805 CITY STMR				
Polling	926	51	28 54.90%	23 45.10%
Vote By Mail	926	174	118 67.82%	56 32.18%

Santa Barbara County
Statewide Direct Primary Election
June 3, 2008
Certified Results

Date:06/24/08
 Time:11:00:57
 Page:62 of 62

		PROP 99 EMINENT DOMAIN. LIMITS ON GOVT ACQUISITION OF OWNER-OCCUPIED RESIDENCE					
		Reg. Voters	Total Votes	Yes		No	
Total		926	225	146	64.89%	79	35.11%
53-5843 CITY STMR							
Polling		976	56	39	69.64%	17	30.36%
Vote By Mail		976	152	108	71.05%	44	28.95%
Total		976	208	147	70.67%	61	29.33%
Total							
Polling		188277	22926	15211	66.35%	7715	33.65%
Vote By Mail		188277	47309	33786	71.42%	13523	28.58%
Total		188277	70235	48997	69.76%	21238	30.24%

Santa Barbara County
Statewide Direct Primary Election
June 3, 2008
Certified Results

Date:06/24/08
Time:11:00:24
Page:2 of 15

	TURN OUT			MEASURE V SANTA BARBARA CITY COLLEGE IMPROVEMENT MEASURE							
	Reg. Voters	Cards Cast	% Turnout	Reg. Voters	Total Votes	Bonds Yes		Bonds No			
Polling	978	99	10.12%	978	98	67	68.37%	31	31.63%		
Vote By Mail	978	314	32.11%	978	308	181	58.77%	127	41.23%		
Total	978	413	42.23%	978	406	248	61.08%	158	38.92%		
10-1026 MCYN											
Polling	693	92	13.28%	693	90	74	82.22%	16	17.78%		
Vote By Mail	693	229	33.04%	693	224	155	69.20%	69	30.80%		
Total	693	321	46.32%	693	314	229	72.93%	85	27.07%		
10-1027 MCYN											
Polling	706	94	13.31%	706	93	68	73.12%	25	26.88%		
Vote By Mail	706	246	34.84%	706	238	180	75.63%	58	24.37%		
Total	706	340	48.16%	706	331	248	74.92%	83	25.08%		
10-1028 MCYN											
Polling	454	83	18.28%	454	82	67	81.71%	15	18.29%		
Vote By Mail	454	138	30.40%	454	133	100	75.19%	33	24.81%		
Total	454	221	48.68%	454	215	167	77.67%	48	22.33%		
10-1032 M-CARP											
Polling	25	16	64.00%	25	15	6	40.00%	9	60.00%		
Vote By Mail	25	0	0.00%	25	0	0	-	0	-		
Total	25	16	64.00%	25	15	6	40.00%	9	60.00%		
12-1201 M-CITY STBR											
Polling	103	45	43.69%	103	43	25	58.14%	18	41.86%		
Vote By Mail	103	0	0.00%	103	0	0	-	0	-		
Total	103	45	43.69%	103	43	25	58.14%	18	41.86%		
12-1202 M-CITY STBR											
Polling	19	5	26.32%	19	4	4	100.00%	0	0.00%		
Vote By Mail	19	0	0.00%	19	0	0	-	0	-		
Total	19	5	26.32%	19	4	4	100.00%	0	0.00%		
12-1203 CITY STBR											
Polling	968	94	9.71%	968	89	66	74.16%	23	25.84%		
Vote By Mail	968	304	31.40%	968	299	185	61.87%	114	38.13%		
Total	968	398	41.12%	968	388	251	64.69%	137	35.31%		
12-1206 CITY STBR											
Polling	875	82	9.37%	875	82	67	81.71%	15	18.29%		
Vote By Mail	875	184	21.03%	875	176	127	72.16%	49	27.84%		
Total	875	266	30.40%	875	258	194	75.19%	64	24.81%		
12-1207 CITY STBR											
Polling	700	72	10.29%	700	70	61	87.14%	9	12.86%		
Vote By Mail	700	142	20.29%	700	139	115	82.73%	24	17.27%		
Total	700	214	30.57%	700	209	176	84.21%	33	15.79%		
12-1208 CITY STBR											
Polling	1023	105	10.26%	1023	100	61	61.00%	39	39.00%		
Vote By Mail	1023	408	39.88%	1023	395	252	63.80%	143	36.20%		

Santa Barbara County
 Statewide Direct Primary Election
 June 3, 2008
 Certified Results

Date:06/24/08
 Time:11:00:24
 Page:4 of 15

	TURN OUT			MEASURE V SANTA BARBARA CITY COLLEGE IMPROVEMENT MEASURE							
	Reg. Voters	Cards Cast	% Turnout	Reg. Voters	Total Votes	Bonds Yes		Bonds No			
Polling	915	95	10.38%	915	93	77	82.80%	16	17.20%		
Vote By Mail	915	264	28.85%	915	254	206	81.10%	48	18.90%		
Total	915	359	39.23%	915	347	283	81.56%	64	18.44%		
12-1224 CITY STBR											
Polling	1001	129	12.89%	1001	129	103	79.84%	26	20.16%		
Vote By Mail	1001	238	23.78%	1001	233	161	69.10%	72	30.90%		
Total	1001	367	36.66%	1001	362	264	72.93%	98	27.07%		
12-1225 CITY STBR											
Polling	1060	139	13.11%	1060	136	111	81.62%	25	18.38%		
Vote By Mail	1060	192	18.11%	1060	177	148	83.62%	29	16.38%		
Total	1060	331	31.23%	1060	313	259	82.75%	54	17.25%		
12-1226 CITY STBR											
Polling	936	78	8.33%	936	74	62	83.78%	12	16.22%		
Vote By Mail	936	158	16.88%	936	149	116	77.85%	33	22.15%		
Total	936	236	25.21%	936	223	178	79.82%	45	20.18%		
12-1227 CITY STBR											
Polling	977	131	13.41%	977	128	101	78.91%	27	21.09%		
Vote By Mail	977	219	22.42%	977	207	164	79.23%	43	20.77%		
Total	977	350	35.82%	977	335	265	79.10%	70	20.90%		
12-1228 CITY STBR											
Polling	901	91	10.10%	901	90	76	84.44%	14	15.56%		
Vote By Mail	901	159	17.65%	901	156	129	82.69%	27	17.31%		
Total	901	250	27.75%	901	246	205	83.33%	41	16.67%		
12-1232 CITY STBR											
Polling	823	105	12.76%	823	101	81	80.20%	20	19.80%		
Vote By Mail	823	154	18.71%	823	152	107	70.39%	45	29.61%		
Total	823	259	31.47%	823	253	188	74.31%	65	25.69%		
12-1233 CITY STBR											
Polling	890	90	10.11%	890	86	73	84.88%	13	15.12%		
Vote By Mail	890	157	17.64%	890	154	117	75.97%	37	24.03%		
Total	890	247	27.75%	890	240	190	79.17%	50	20.83%		
12-1235 CITY STBR											
Polling	619	77	12.44%	619	76	61	80.26%	15	19.74%		
Vote By Mail	619	86	13.89%	619	84	67	79.76%	17	20.24%		
Total	619	163	26.33%	619	160	128	80.00%	32	20.00%		
12-1236 CITY STBR											
Polling	439	30	6.83%	439	29	23	79.31%	6	20.69%		
Vote By Mail	439	66	15.03%	439	64	43	67.19%	21	32.81%		
Total	439	96	21.87%	439	93	66	70.97%	27	29.03%		
12-2218 CITY STBR											
Polling	968	101	10.43%	968	97	81	83.51%	16	16.49%		
Vote By Mail	968	172	17.77%	968	165	131	79.39%	34	20.61%		

Santa Barbara County
Statewide Direct Primary Election
June 3, 2008
Certified Results

Date:06/24/08
Time:11:00:24
Page:6 of 15

	TURN OUT			MEASURE V SANTA BARBARA CITY COLLEGE IMPROVEMENT MEASURE					
	Reg. Voters	Cards Cast	% Turnout	Reg. Voters	Total Votes	Bonds Yes	Bonds No		
Polling	734	77	10.49%	734	73	52	71.23%	21	28.77%
Vote By Mail	734	207	28.20%	734	201	133	66.17%	68	33.83%
Total	734	284	38.69%	734	274	185	67.52%	89	32.48%
20-2005 HOPE									
Polling	585	78	13.33%	585	75	47	62.67%	28	37.33%
Vote By Mail	585	187	31.97%	585	181	117	64.64%	64	35.36%
Total	585	265	45.30%	585	256	164	64.06%	92	35.94%
20-2006 HOPE									
Polling	996	158	15.86%	996	151	118	78.15%	33	21.85%
Vote By Mail	996	563	56.53%	996	537	374	69.65%	163	30.35%
Total	996	721	72.39%	996	688	492	71.51%	196	28.49%
20-2007 HOPE									
Polling	717	84	11.72%	717	83	61	73.49%	22	26.51%
Vote By Mail	717	249	34.73%	717	247	150	60.73%	97	39.27%
Total	717	333	46.44%	717	330	211	63.94%	119	36.06%
20-2008 HOPE									
Polling	900	83	9.22%	900	82	66	80.49%	16	19.51%
Vote By Mail	900	327	36.33%	900	315	186	59.05%	129	40.95%
Total	900	410	45.56%	900	397	252	63.48%	145	36.52%
20-2010 GLTA									
Polling	438	29	6.62%	438	29	20	68.97%	9	31.03%
Vote By Mail	438	168	38.36%	438	158	104	65.82%	54	34.18%
Total	438	197	44.98%	438	187	124	66.31%	63	33.69%
20-2012 HOPE									
Polling	1133	142	12.53%	1133	141	106	75.18%	35	24.82%
Vote By Mail	1133	337	29.74%	1133	331	242	73.11%	89	26.89%
Total	1133	479	42.28%	1133	472	348	73.73%	124	26.27%
20-2014 GLTA									
Polling	957	82	8.57%	957	76	54	71.05%	22	28.95%
Vote By Mail	957	295	30.83%	957	281	193	68.68%	88	31.32%
Total	957	377	39.39%	957	357	247	69.19%	110	30.81%
20-2016 GLTA									
Polling	1052	131	12.45%	1052	128	75	58.59%	53	41.41%
Vote By Mail	1052	361	34.32%	1052	352	210	59.66%	142	40.34%
Total	1052	492	46.77%	1052	480	285	59.38%	195	40.63%
20-2018 GLTA									
Polling	967	129	13.34%	967	127	92	72.44%	35	27.56%
Vote By Mail	967	376	38.88%	967	366	218	59.56%	148	40.44%
Total	967	505	52.22%	967	493	310	62.88%	183	37.12%
20-2019 GLTA									
Polling	891	92	10.33%	891	90	59	65.56%	31	34.44%
Vote By Mail	891	168	18.86%	891	162	114	70.37%	48	29.63%

Santa Barbara County
Statewide Direct Primary Election
June 3, 2008
Certified Results

Date:06/24/08
Time:11:00:24
Page:8 of 15

	TURN OUT			MEASURE V SANTA BARBARA CITY COLLEGE IMPROVEMENT MEASURE						
	Reg. Voters	Cards Cast	% Turnout	Reg. Voters	Total Votes	Bonds Yes		Bonds No		
Polling	995	127	12.76%	995	124	99	79.84%	25	20.16%	
Vote By Mail	995	365	36.68%	995	359	233	64.90%	126	35.10%	
Total	995	492	49.45%	995	483	332	68.74%	151	31.26%	
20-3905 M-GLTA										
Polling	10	3	30.00%	10	3	3	100.00%	0	0.00%	
Vote By Mail	10	0	0.00%	10	0	0	-	0	-	
Total	10	3	30.00%	10	3	3	100.00%	0	0.00%	
22-2095 M--CITY STBR										
Polling	10	2	20.00%	10	2	2	100.00%	0	0.00%	
Vote By Mail	10	0	0.00%	10	0	0	-	0	-	
Total	10	2	20.00%	10	2	2	100.00%	0	0.00%	
22-2201 CITY STBR										
Polling	1096	119	10.86%	1096	115	80	69.57%	35	30.43%	
Vote By Mail	1096	192	17.52%	1096	185	120	64.86%	65	35.14%	
Total	1096	311	28.38%	1096	300	200	66.67%	100	33.33%	
22-2202 CITY STBR										
Polling	999	112	11.21%	999	110	92	83.64%	18	16.36%	
Vote By Mail	999	265	26.53%	999	255	159	62.35%	96	37.65%	
Total	999	377	37.74%	999	365	251	68.77%	114	31.23%	
22-2203 CITY STBR										
Polling	932	65	6.97%	932	65	46	70.77%	19	29.23%	
Vote By Mail	932	229	24.57%	932	226	140	61.95%	86	38.05%	
Total	932	294	31.55%	932	291	186	63.92%	105	36.08%	
22-2205 CITY STBR										
Polling	1113	122	10.96%	1113	120	70	58.33%	50	41.67%	
Vote By Mail	1113	378	33.96%	1113	371	241	64.96%	130	35.04%	
Total	1113	500	44.92%	1113	491	311	63.34%	180	36.66%	
22-2206 CITY STBR										
Polling	1073	89	8.29%	1073	88	52	59.09%	36	40.91%	
Vote By Mail	1073	360	33.55%	1073	354	232	65.54%	122	34.46%	
Total	1073	449	41.85%	1073	442	284	64.25%	158	35.75%	
22-2208 CITY STBR										
Polling	958	124	12.94%	958	122	101	82.79%	21	17.21%	
Vote By Mail	958	242	25.26%	958	234	172	73.50%	62	26.50%	
Total	958	366	38.20%	958	356	273	76.69%	83	23.31%	
22-2209 CITY STBR										
Polling	1073	153	14.26%	1073	150	111	74.00%	39	26.00%	
Vote By Mail	1073	265	24.70%	1073	261	195	74.71%	66	25.29%	
Total	1073	418	38.96%	1073	411	306	74.45%	105	25.55%	
22-2210 CITY STBR										
Polling	881	117	13.28%	881	115	85	73.91%	30	26.09%	
Vote By Mail	881	227	25.77%	881	220	150	68.18%	70	31.82%	

Santa Barbara County
 Statewide Direct Primary Election
 June 3, 2008
 Certified Results

Date:06/24/08
 Time:11:00:24
 Page:10 of 15

	TURN OUT			MEASURE V SANTA BARBARA CITY COLLEGE IMPROVEMENT MEASURE							
	Reg. Voters	Cards Cast	% Turnout	Reg. Voters	Total Votes	Bonds Yes		Bonds No			
Polling	1033	105	10.16%	1033	104	64	61.54%	40	38.46%		
Vote By Mail	1033	374	36.21%	1033	364	240	65.93%	124	34.07%		
Total	1033	479	46.37%	1033	468	304	64.96%	164	35.04%		
22-2230 CITY STBR											
Polling	1030	109	10.58%	1030	107	77	71.96%	30	28.04%		
Vote By Mail	1030	302	29.32%	1030	298	183	61.41%	115	38.59%		
Total	1030	411	39.90%	1030	405	260	64.20%	145	35.80%		
22-2232 CITY STBR											
Polling	893	128	14.33%	893	127	93	73.23%	34	26.77%		
Vote By Mail	893	252	28.22%	893	244	163	66.80%	81	33.20%		
Total	893	380	42.55%	893	371	256	69.00%	115	31.00%		
22-2233 CITY STBR											
Polling	878	120	13.67%	878	118	87	73.73%	31	26.27%		
Vote By Mail	878	198	22.55%	878	193	134	69.43%	59	30.57%		
Total	878	318	36.22%	878	311	221	71.06%	90	28.94%		
22-2234 CITY STBR											
Polling	949	117	12.33%	949	115	87	75.65%	28	24.35%		
Vote By Mail	949	274	28.87%	949	261	190	72.80%	71	27.20%		
Total	949	391	41.20%	949	376	277	73.67%	99	26.33%		
22-2235 CITY STBR											
Polling	461	53	11.50%	461	49	40	81.63%	9	18.37%		
Vote By Mail	461	93	20.17%	461	91	66	72.53%	25	27.47%		
Total	461	146	31.67%	461	140	106	75.71%	34	24.29%		
22-2237 CITY STBR											
Polling	632	65	10.28%	632	63	48	76.19%	15	23.81%		
Vote By Mail	632	227	35.92%	632	222	155	69.82%	67	30.18%		
Total	632	292	46.20%	632	285	203	71.23%	82	28.77%		
22-2239 CITY STBR											
Polling	1115	138	12.38%	1115	136	96	70.59%	40	29.41%		
Vote By Mail	1115	407	36.50%	1115	393	275	69.97%	118	30.03%		
Total	1115	545	48.88%	1115	529	371	70.13%	158	29.87%		
22-2241 CITY STBR											
Polling	1001	110	10.99%	1001	107	71	66.36%	36	33.64%		
Vote By Mail	1001	433	43.26%	1001	420	292	69.52%	128	30.48%		
Total	1001	543	54.25%	1001	527	363	68.88%	164	31.12%		
22-3801 M-AIRPORT											
Polling	0	0	-	0	0	0	-	0	-		
Vote By Mail	0	0	-	0	0	0	-	0	-		
Total	0	0	-	0	0	0	-	0	-		
28-2025 CITY GLTA											
Polling	309	40	12.94%	309	39	35	89.74%	4	10.26%		
Vote By Mail	309	79	25.57%	309	78	52	66.67%	26	33.33%		

Santa Barbara County
 Statewide Direct Primary Election
 June 3, 2008
 Certified Results

Date:06/24/08
 Time:11:00:24
 Page:11 of 15

	TURN OUT			MEASURE V SANTA BARBARA CITY COLLEGE IMPROVEMENT MEASURE			
	Reg. Voters	Cards Cast	% Turnout	Reg. Voters	Total Votes	Bonds Yes	Bonds No
Total	309	119	38.51%	309	117	87	30
28-2031 CITY GLTA						74.36%	25.64%
Polling	1155	145	12.55%	1155	142	105	37
Vote By Mail	1155	464	40.17%	1155	447	332	115
Total	1155	609	52.73%	1155	589	437	152
28-2033 CITY GLTA						74.19%	25.81%
Polling	1082	151	13.96%	1082	150	112	38
Vote By Mail	1082	396	36.60%	1082	381	232	149
Total	1082	547	50.55%	1082	531	344	187
28-3005 CITY GLTA						64.78%	35.22%
Polling	661	64	9.68%	661	64	45	19
Vote By Mail	661	249	37.67%	661	245	164	81
Total	661	313	47.35%	661	309	209	100
28-3007 CITY GLTA						67.64%	32.36%
Polling	747	90	12.05%	747	86	64	22
Vote By Mail	747	186	24.90%	747	178	114	64
Total	747	276	36.95%	747	264	178	86
28-3008 CITY GLTA						67.42%	32.58%
Polling	734	87	11.85%	734	81	67	14
Vote By Mail	734	146	19.89%	734	139	103	36
Total	734	233	31.74%	734	220	170	50
30-3014 M-GLTA						77.27%	22.73%
Polling	47	20	42.55%	47	18	15	3
Vote By Mail	47	0	0.00%	47	0	0	0
Total	47	20	42.55%	47	18	15	3
30-3017 UCSB						83.33%	16.67%
Polling	515	93	18.06%	515	89	85	4
Vote By Mail	515	57	11.07%	515	52	43	9
Total	515	150	29.13%	515	141	128	13
30-3019 UCSB						90.78%	9.22%
Polling	666	119	17.87%	666	114	106	8
Vote By Mail	666	118	17.72%	666	112	81	31
Total	666	237	35.59%	666	226	187	39
30-3020 UCSB						82.74%	17.26%
Polling	927	158	17.04%	927	141	111	30
Vote By Mail	927	7	0.76%	927	7	5	2
Total	927	165	17.80%	927	148	116	32
30-3021 IV						78.38%	21.62%
Polling	684	76	11.11%	684	70	64	6
Vote By Mail	684	8	1.17%	684	7	7	0
Total	684	84	12.28%	684	77	71	6
30-3022 IV						92.21%	7.79%

Santa Barbara County
Statewide Direct Primary Election
June 3, 2008
Certified Results

Date:06/24/08
Time:11:00:24
Page:12 of 15

	TURN OUT			MEASURE V SANTA BARBARA CITY COLLEGE IMPROVEMENT MEASURE			
	Reg. Voters	Cards Cast	% Turnout	Reg. Voters	Total Votes	Bonds Yes	Bonds No
Polling	717	88	12.27%	717	86	82 95.35%	4 4.65%
Vote By Mail	717	27	3.77%	717	26	19 73.08%	7 26.92%
Total	717	115	16.04%	717	112	101 90.18%	11 9.82%
30-3023 IV							
Polling	431	59	13.69%	431	52	43 82.69%	9 17.31%
Vote By Mail	431	16	3.71%	431	16	11 68.75%	5 31.25%
Total	431	75	17.40%	431	68	54 79.41%	14 20.59%
30-3024 IV							
Polling	748	69	9.22%	748	68	56 82.35%	12 17.65%
Vote By Mail	748	18	2.41%	748	17	11 64.71%	6 35.29%
Total	748	87	11.63%	748	85	67 78.82%	18 21.18%
30-3026 UCSB							
Polling	895	109	12.18%	895	103	79 76.70%	24 23.30%
Vote By Mail	895	5	0.56%	895	3	2 66.67%	1 33.33%
Total	895	114	12.74%	895	106	81 76.42%	25 23.58%
30-3027 UCSB							
Polling	905	117	12.93%	905	107	92 85.98%	15 14.02%
Vote By Mail	905	5	0.55%	905	5	5 100.00%	0 0.00%
Total	905	122	13.48%	905	112	97 86.61%	15 13.39%
30-3028 UCSB							
Polling	544	85	15.63%	544	77	51 66.23%	26 33.77%
Vote By Mail	544	4	0.74%	544	4	3 75.00%	1 25.00%
Total	544	89	16.36%	544	81	54 66.67%	27 33.33%
30-3029 UCSB							
Polling	987	135	13.68%	987	123	104 84.55%	19 15.45%
Vote By Mail	987	8	0.81%	987	8	7 87.50%	1 12.50%
Total	987	143	14.49%	987	131	111 84.73%	20 15.27%
30-3031 IV							
Polling	907	125	13.78%	907	119	105 88.24%	14 11.76%
Vote By Mail	907	73	8.05%	907	67	56 83.58%	11 16.42%
Total	907	198	21.83%	907	186	161 86.56%	25 13.44%
30-3032 IV							
Polling	523	88	16.83%	523	86	80 93.02%	6 6.98%
Vote By Mail	523	18	3.44%	523	17	13 76.47%	4 23.53%
Total	523	106	20.27%	523	103	93 90.29%	10 9.71%
30-3033 IV							
Polling	721	103	14.29%	721	93	83 89.25%	10 10.75%
Vote By Mail	721	14	1.94%	721	11	9 81.82%	2 18.18%
Total	721	117	16.23%	721	104	92 88.46%	12 11.54%
30-3036 IV							
Polling	554	88	15.88%	554	78	69 88.46%	9 11.54%
Vote By Mail	554	16	2.89%	554	13	13 100.00%	0 0.00%

Santa Barbara County
 Statewide Direct Primary Election
 June 3, 2008
 Certified Results

Date:06/24/08
 Time:11:00:24
 Page:14 of 15

	TURN OUT			MEASURE V SANTA BARBARA CITY COLLEGE IMPROVEMENT MEASURE							
	Reg. Voters	Cards Cast	% Turnout	Reg. Voters	Total Votes	Bonds Yes		Bonds No			
Polling	477	116	24.32%	477	111	75	67.57%	36	32.43%		
Vote By Mail	477	154	32.29%	477	152	98	64.47%	54	35.53%		
Total	477	270	56.60%	477	263	173	65.78%	90	34.22%		
38-3016 CITY GLTA											
Polling	1093	165	15.10%	1093	161	115	71.43%	46	28.57%		
Vote By Mail	1093	272	24.89%	1093	265	173	65.28%	92	34.72%		
Total	1093	437	39.98%	1093	426	288	67.61%	138	32.39%		
38-3039 CITY GLTA											
Polling	760	132	17.37%	760	126	107	84.92%	19	15.08%		
Vote By Mail	760	174	22.89%	760	168	122	72.62%	46	27.38%		
Total	760	306	40.26%	760	294	229	77.89%	65	22.11%		
38-3040 CITY GLTA											
Polling	708	113	15.96%	708	111	85	76.58%	26	23.42%		
Vote By Mail	708	205	28.95%	708	201	136	67.66%	65	32.34%		
Total	708	318	44.92%	708	312	221	70.83%	91	29.17%		
38-3041 CITY GLTA											
Polling	919	161	17.52%	919	158	116	73.42%	42	26.58%		
Vote By Mail	919	229	24.92%	919	225	161	71.56%	64	28.44%		
Total	919	390	42.44%	919	383	277	72.32%	106	27.68%		
38-3042 CITY GLTA											
Polling	1247	214	17.16%	1247	202	158	78.22%	44	21.78%		
Vote By Mail	1247	331	26.54%	1247	322	225	69.88%	97	30.12%		
Total	1247	545	43.70%	1247	524	383	73.09%	141	26.91%		
38-3043 CITY GLTA											
Polling	1010	166	16.44%	1010	165	132	80.00%	33	20.00%		
Vote By Mail	1010	181	17.92%	1010	175	132	75.43%	43	24.57%		
Total	1010	347	34.36%	1010	340	264	77.65%	76	22.35%		
38-3045 CITY GLTA											
Polling	1110	178	16.04%	1110	172	130	75.58%	42	24.42%		
Vote By Mail	1110	337	30.36%	1110	332	220	66.27%	112	33.73%		
Total	1110	515	46.40%	1110	504	350	69.44%	154	30.56%		
38-3047 CITY GLTA											
Polling	1073	186	17.33%	1073	183	127	69.40%	56	30.60%		
Vote By Mail	1073	280	26.10%	1073	274	165	60.22%	109	39.78%		
Total	1073	466	43.43%	1073	457	292	63.89%	165	36.11%		
38-3916 M-CITY GLTA											
Polling	235	67	28.51%	235	66	46	69.70%	20	30.30%		
Vote By Mail	235	0	0.00%	235	0	0	-	0	-		
Total	235	67	28.51%	235	66	46	69.70%	20	30.30%		
38-9008 M-CITY GLTA											
Polling	0	0	-	0	0	0	-	0	-		
Vote By Mail	0	0	-	0	0	0	-	0	-		

Santa Barbara County
Statewide Direct Primary Election
June 3, 2008
Certified Results

Date:06/24/08
 Time:11:00:24
 Page:15 of 15

	TURN OUT			MEASURE V SANTA BARBARA CITY COLLEGE IMPROVEMENT MEASURE					
	Reg. Voters	Cards Cast	% Turnout	Reg. Voters	Total Votes	Bonds Yes		Bonds No	
Total	0	0	-	0	0	0	-	0	-
Total									
Polling	107449	13832	12.87%	107449	13401	10069	75.14%	3332	24.86%
Vote By Mail	107449	27761	25.84%	107449	26907	18328	68.12%	8579	31.88%
Total	107449	41593	38.71%	107449	40308	28397	70.45%	11911	29.55%



District Registration by Party

Active Registration

	DEM	REP	AIP	GRN	LIB	PFP	DTS	MISC	Total
*0-0 Santa Barbara County	78,830	64,141	3,851	1,914	1,059	398	36,066	2,018	188,277
*123-0 23rd Congressional District	62,207	39,252	2,542	1,673	817	298	27,365	1,490	135,644
*124-0 24th Congressional District	16,623	24,889	1,309	241	242	100	8,701	528	52,633
*215-0 15th State Senatorial District	15,546	16,610	890	120	181	86	6,628	400	40,461
*219-0 19th State Senatorial District	63,284	47,531	2,961	1,794	878	312	29,438	1,618	147,816
*333-0 33rd State Assembly District	24,940	28,945	1,624	221	314	154	11,439	678	68,315
*335-0 35th State Assembly District	53,890	35,196	2,227	1,693	745	244	24,627	1,340	119,962
*401-0 1st Supervisorial District	17,919	9,553	719	611	196	88	7,574	480	37,140
*402-0 2nd Supervisorial District	21,620	14,449	803	682	268	84	9,011	514	47,431
*403-0 3rd Supervisorial District	15,899	13,781	835	420	302	77	9,044	413	40,771
*404-0 4th Supervisorial District	12,405	16,089	930	114	151	83	5,925	334	36,031
*405-0 5th Supervisorial District	10,987	10,269	564	87	142	66	4,512	277	26,904
*501-0 City of Carpinteria	2,921	1,837	143	90	21	14	1,139	77	6,242
*502-0 City of Guadalupe	1,139	330	33	8	6	8	361	12	1,897
*503-0 City of Lompoc	5,382	5,114	382	43	63	55	2,488	140	13,667
*504-0 City of Santa Barbara	22,479	10,199	808	780	270	101	9,270	568	44,475
*505-0 City of Santa Maria	10,771	9,773	541	85	136	66	4,389	271	26,032
*506-0 City of Solvang	899	1,549	62	13	11	4	445	30	3,013
*507-0 City of Goleta	6,754	4,789	258	172	87	25	3,248	158	15,491
*508-0 City of Buellton	813	1,054	58	13	13	6	427	27	2,411
*599-0 Unincorporated Area	27,672	29,496	1,566	710	452	119	14,299	735	75,049
0501-0 Board Of Equalization District # 1	47,827	26,998	1,925	1,279	660	238	21,029	1,132	101,088
0502-0 Board Of Equalization District # 2	31,003	37,143	1,926	635	399	160	15,037	886	87,189
1101-0 County Board Of Education - TA # 1	12,600	8,231	542	404	142	67	5,359	337	27,682
1102-0 County Board Of Education - TA # 2	14,503	7,166	564	423	256	69	7,409	282	30,672
1103-0 County Board Of Education - TA # 3	12,820	15,019	660	325	180	50	6,279	365	35,698
1104-0 County Board Of Education - TA # 4	7,633	6,784	495	67	91	71	3,534	203	18,878
1105-0 County Board Of Education - TA # 5	9,273	15,582	743	80	136	32	4,762	286	30,894
1106-0 County Board Of Education - TA # 6	15,252	6,816	550	559	184	63	6,271	387	30,082
1107-0 County Board Of Education - TA # 7	6,826	4,641	300	56	72	46	2,482	159	14,582
0701-0 Allan Hancock Joint Community College District	28,648	35,138	1,893	319	382	174	13,458	816	80,828
0701-1 Allan Hancock Joint Community College District - TA	5,944	4,446	261	37	68	34	2,187	145	13,122
0701-2 Allan Hancock Joint Community College District - TA	6,766	11,212	539	72	91	27	3,493	196	22,396
0701-3 Allan Hancock Joint Community College District - TA	4,815	4,785	279	37	59	28	2,023	126	12,152
0701-4 Allan Hancock Joint Community College District - TA	5,765	5,816	406	53	69	58	2,678	151	14,996
0701-5 Allan Hancock Joint Community College District - TA	5,358	8,879	408	120	95	27	3,077	198	18,162
0710-0 Santa Barbara Community College District	50,182	29,003	1,958	1,595	677	224	22,608	1,202	107,449
0710-1 Santa Barbara Community College District - TA # 1	4,109	3,001	220	129	42	21	1,742	117	9,381
0710-2 Santa Barbara Community College District - TA # 2	2,354	2,556	111	69	32	9	1,178	66	6,375
0710-3 Santa Barbara Community College District - TA # 3	21,660	9,604	763	786	257	102	8,870	560	42,602
0710-4 Santa Barbara Community College District - TA # 4	22,059	13,842	864	611	346	92	10,818	459	49,091
0819-0 Cuyama Joint Unified School District	82	209	11	0	7	0	56	2	367
0820-0 Lompoc Unified School District	7,391	8,512	542	73	98	65	3,727	208	20,616
0821-0 Carpinteria Unified School District	4,109	3,001	220	129	42	21	1,742	117	9,381
0821-1 Carpinteria Unified School District - TA # 1	3,603	2,582	184	109	33	18	1,488	99	8,116
0821-2 Carpinteria Unified School District - TA # 2	506	419	36	20	9	3	254	18	1,265
0901-0 Santa Barbara School Districts	46,073	26,002	1,738	1,466	635	203	20,866	1,085	98,068

JUNE 3, 2008 STATEWIDE DIRECT PRIMARY ELECTION 15-DAY REPORT OF REGISTRATION

	DEM	REP	AIP	GRN	LIB	PFP	DTS	MISC	Total
0902-0 Santa Ynez Valley Union High School District	3,672	6,025	262	100	63	20	1,983	139	12,264
0903-0 Santa Maria Joint Union High School District	17,498	20,391	1,078	146	214	89	7,689	467	47,572
0801-0 Cold Spring School District	779	679	34	25	4	3	380	18	1,922
0802-0 Montecito Union School District	1,575	1,877	77	44	28	6	798	48	4,453
0804-0 Hope School District	4,053	3,017	155	105	47	9	1,596	92	9,074
0805-0 Goleta Union School District	18,006	10,825	709	506	299	83	9,222	367	40,017
0806-0 College School District	1,077	1,853	74	37	23	6	610	46	3,726
0807-0 Los Olivos School District	313	489	23	10	5	1	162	18	1,021
0808-0 Ballard School District	231	580	19	4	4	1	129	8	976
0809-0 Solvang School District	933	1,574	70	17	15	4	485	29	3,127
0810-0 Buellton Union School District	993	1,428	69	17	14	8	534	33	3,096
0811-0 Vista Del Mar Union School District	125	101	7	15	2	0	63	5	318
0812-0 Los Alamos School District	264	378	28	2	6	0	137	15	830
0813-0 Casmalia School District	18	15	3	0	1	0	11	1	49
0814-0 Orcutt Union School District	5,346	10,480	479	50	72	15	2,892	161	19,495
0815-0 Santa Maria-Bonita School District	10,590	8,899	522	84	128	66	4,213	272	24,774
0817-0 Guadalupe Union School District	1,145	351	33	8	6	8	368	13	1,932
0818-0 Blochman Union School District	135	268	13	2	1	0	68	5	492
0904-0 Santa Barbara Elementary School District	21,660	9,604	763	786	257	102	8,870	560	42,602
1679-0 Santa Maria Public Airport District	17,484	20,353	1,077	145	214	89	7,682	467	47,511
1985-0 Cuyama Community Services District	54	116	8	0	4	0	36	2	220
1986-0 Los Alamos Community Services District	236	303	24	1	6	0	123	15	708
1987-0 Mission Hills Community Services District	626	879	45	8	9	4	324	17	1,912
1988-0 Santa Ynez Community Services District	340	580	25	10	11	4	185	21	1,176
1989-0 Casmalia Community Services District	18	15	3	0	1	0	11	1	49
1990-0 Vandenberg Village Community Services District	1,091	1,921	93	11	13	2	650	40	3,821
1408-0 Santa Barbara County Fire Protection District	30,969	30,655	1,624	737	482	131	15,693	788	81,079
1410-0 Carpinteria-Summerland Fire Protection District	4,101	2,994	218	129	42	21	1,735	116	9,356
1418-0 Montecito Fire Protection District	2,238	2,447	108	65	30	9	1,101	66	6,064
1420-0 Orcutt Fire Protection District	359	669	47	13	4	1	227	7	1,327
1577-0 Lompoc Health Care District	7,463	8,599	547	78	100	65	3,761	211	20,824
2082-0 Embarcadero Municipal Improvement	124	162	7	3	2	0	72	6	376
1778-0 Cuyama Valley Recreation District	82	205	11	0	7	0	56	2	363
1890-0 Isla Vista Recreation And Park District	3,408	799	132	105	78	21	1,652	52	6,247
1240-0 Carpinteria Sanitary District	3,152	2,031	153	93	25	14	1,255	82	6,805
1242-0 Goleta Sanitary District	9,310	7,398	349	233	105	37	3,956	218	21,606
1244-0 Goleta West Sanitary District	7,842	3,462	313	233	139	42	4,110	144	16,285
1246-0 Montecito Sanitary District	2,046	2,377	106	54	30	7	1,029	62	5,711
1248-0 Summerland Sanitary District	322	228	25	16	6	2	153	15	767
0103-0 Vandenberg Village Library District	1,091	1,921	93	11	13	2	650	40	3,821
1991-0 Santa Rita Hills CSD Proposed	1	9	0	0	1	0	1		12
1992-0 Orcutt CFD Proposed	38	102	3	0	1	0	28	5	177
1993-0 South Coast Annex to Carp Sanitary District Propose	39	40	2	0	0	0	15		96
1350-0 Carpinteria Valley Water District	3,427	2,426	171	107	29	18	1,393	93	7,664
1352-0 Goleta Water District	20,030	12,783	786	551	319	91	10,023	417	45,000
1354-0 Montecito Water District	2,904	3,007	154	86	44	10	1,455	88	7,748
2260-0 Santa Maria Valley Water Conservation District	10,475	7,713	485	81	115	66	3,925	252	23,112
2260-1 Santa Maria Valley Water Conservation District - Div	1,864	867	85	13	14	13	656	38	3,550
2260-2 Santa Maria Valley Water Conservation District - Div	1,101	407	35	7	8	13	338	23	1,932
2260-3 Santa Maria Valley Water Conservation District - Div	1,928	1,119	87	7	18	11	683	57	3,910
2260-4 Santa Maria Valley Water Conservation District - Div	657	259	11	3	7	7	235	17	1,196

JUNE 3, 2008 STATEWIDE DIRECT PRIMARY ELECTION 15-DAY REPORT OF REGISTRATION

	DEM	REP	AIP	GRN	LIB	PFP	DTS	MISC	Total
2260-5 Santa Maria Valley Water Conservation District - Div	1,418	1,124	72	13	21	8	540	29	3,225
2260-6 Santa Maria Valley Water Conservation District - Div	1,443	1,410	91	25	13	9	614	31	3,636
2260-7 Santa Maria Valley Water Conservation District - Div	2,064	2,527	104	13	34	5	859	57	5,663
2265-0 Santa Ynez River Water Conservation District	10,486	13,596	763	137	146	81	5,266	323	30,798
2265-1 Santa Ynez River Water Conservation District - Div #	2,299	2,346	170	19	24	31	1,091	58	6,038
2265-2 Santa Ynez River Water Conservation District - Div #	1,794	1,645	123	19	25	11	840	59	4,516
2265-3 Santa Ynez River Water Conservation District - Div #	2,038	3,291	153	23	26	6	1,140	62	6,739
2265-4 Santa Ynez River Water Conservation District - Div #	2,332	2,846	169	31	36	21	1,135	63	6,633
2265-5 Santa Ynez River Water Conservation District - Div #	2,023	3,468	148	45	35	12	1,060	81	6,872
2470-0 Santa Ynez River Water Conservation District Imp Di	2,140	3,769	160	45	35	11	1,124	84	7,368
2470-1 Santa Ynez River Water Conservation District Imp Di	474	893	40	13	7	2	259	20	1,708
2470-2 Santa Ynez River Water Conservation District Imp Di	530	821	38	8	7	3	246	15	1,668
2470-3 Santa Ynez River Water Conservation District Imp Di	442	866	31	8	8	1	263	15	1,634
2470-4 Santa Ynez River Water Conservation District Imp Di	418	562	34	12	10	5	210	22	1,273



Issues and Returns by Major District

	DEM Issued	DEM Returned	REP Issued	REP Returned	AIP Issued	AIP Returned	GRN Issued	GRN Returned	LIB Issued	LIB Returned	PPP Issued	PPP Returned	DECL Issued	DECL Returned	Misc Issued	Misc Returned	Total Issued	Total Returned
Santa Barbara County	43406	26033	38623	24015	1956	830	839	409	451	208	136	52	11600	4125	637	286	97648	55958
	43406	26033	38623	24015	1956	830	839	409	451	208	136	52	11600	4125	637	286	97648	55958
23rd Congressional District	33227	19787	23440	14186	1234	508	705	337	324	140	93	35	8319	2816	450	201	67792	38010
24th Congressional District	10179	6246	15183	9829	722	322	134	72	127	68	43	17	3281	1309	187	85	29856	17948
	43406	26033	38623	24015	1956	830	839	409	451	208	136	52	11600	4125	637	286	97648	55958
15th State Senatorial District	8180	4481	9837	6051	481	221	52	24	88	36	28	14	2241	712	120	50	21027	11589
19th State Senatorial District	35226	21552	28786	17964	1475	609	787	385	363	172	108	38	9359	3413	517	236	76621	44369
	43406	26033	38623	24015	1956	830	839	409	451	208	136	52	11600	4125	637	286	97648	55958
33rd State Assembly District	13686	7849	17196	10787	875	387	100	48	149	73	59	26	4006	1403	214	92	36285	20665
35th State Assembly District	29720	18184	21427	13228	1081	443	739	361	302	135	77	26	7594	2722	423	194	61363	35293
	43406	26033	38623	24015	1956	830	839	409	451	208	136	52	11600	4125	637	286	97648	55958
1st Supervisorial District	10250	6083	5907	3507	364	138	275	123	83	36	30	11	2486	850	153	71	19548	10819
2nd Supervisorial District	13246	8394	9244	5714	409	167	305	151	133	65	30	11	3094	1143	160	74	26621	15719
3rd Supervisorial District	7309	4350	7972	5039	393	176	173	93	93	40	20	5	2422	894	132	63	18514	10660
4th Supervisorial District	6944	4186	9294	6014	468	208	52	22	74	40	33	15	2064	779	110	47	19039	11311
5th Supervisorial District	5657	3020	6206	3741	322	141	34	20	68	27	23	10	1534	459	82	31	13926	7449
	43406	26033	38623	24015	1956	830	839	409	451	208	136	52	11600	4125	637	286	97648	55958
City of Buellton	501	318	618	386	40	23	9	6	8	3	1	1	142	57	9	3	1328	797
City of Carpinteria	1623	994	1049	654	76	32	43	16	8	3	4	1	385	155	24	11	3212	1866
City of Goleta	3800	2484	2763	1741	131	58	68	38	41	20	10	2	1024	392	48	27	7885	4762
City of Guadalupe	510	256	152	80	15	10	5	3	2	1	1	1	91	24	3	1	779	376
City of Lompoc	2888	1745	2874	1803	184	80	16	7	30	16	24	10	869	314	50	20	6935	3995
City of Santa Barbara	12875	7688	6245	3751	381	141	350	168	126	53	33	12	2989	1010	174	72	23173	12895
City of Santa Maria	5471	2949	5795	3539	302	133	33	20	65	25	23	10	1453	439	79	30	13221	7145
City of Solvang	621	402	1049	727	38	18	7	4	5	3	2	0	189	82	14	8	1925	1244
Unincorporated Area	15117	9197	18078	11334	789	335	308	147	166	84	38	15	4458	1652	236	114	39190	22878
	43406	26033	38623	24015	1956	830	839	409	451	208	136	52	11600	4125	637	286	97648	55958
Board Of Equalization District #	24359	14175	15666	9427	903	370	531	260	252	103	74	28	6119	1996	327	137	48231	26496
Board Of Equalization District #	19047	11858	22957	14588	1053	460	308	149	199	105	62	24	5481	2129	310	149	49417	29462
	43406	26033	38623	24015	1956	830	839	409	451	208	136	52	11600	4125	637	286	97648	55958



Cumulative Ballots Issued By Voting Precinct & Party Statewide Direct Primary Election - June 03, 2008

*These totals indicate voters who chose a Cross-Over Ballot

	DEM	DEM*	REP	REP*	AIP	GRN	LIB	PFP	N-P	Total
100026	23	3	18	0	0	1	0	0	7	52
101002	177	15	210	2	13	4	1	0	57	479
101006	243	32	326	9	11	2	3	0	75	701
101007	145	24	165	4	6	3	1	0	48	396
101008	157	23	94	5	7	6	1	2	39	334
101010	212	19	358	10	13	10	5	0	81	708
101013	250	34	247	9	15	3	1	3	83	645
101015	218	28	306	10	10	2	3	0	94	671
101018	239	15	265	3	10	6	4	1	68	611
101021	149	16	133	4	10	6	0	0	40	358
101023	245	26	219	7	8	7	0	0	64	576
101024	3	0	3	0	0	3	2	1	6	18
101026	228	26	87	2	3	9	2	0	47	404
101027	219	14	98	2	6	8	1	0	46	394
101028	126	14	61	2	5	1	0	0	21	230
101032	8	2	7	0	2	0	0	0	7	26
121201	43	3	31	3	2	4	1	0	21	108
121202	9	0	7	0	1	0	0	0	3	20
121203	215	26	233	13	3	5	0	0	52	547
121206	238	13	64	3	9	5	0	2	46	380
121207	187	12	27	2	4	2	2	1	36	273
121208	283	45	249	10	9	5	2	0	94	697
121209	7	2	5	0	0	0	1	0	10	25

	DEM	DEM*	REP	REP*	AIP	GRN	LIB	PFP	N-P	Total
121210	79	12	78	2	4	0	0	0	34	209
121211	221	30	132	4	8	12	0	0	47	454
121214	201	13	52	1	1	4	0	0	59	331
121215	196	7	35	0	8	6	0	1	55	308
121216	256	19	55	4	8	6	3	0	52	403
121217	242	36	210	3	5	4	4	0	63	567
121218	276	30	124	5	5	6	5	0	80	531
121219	196	17	63	2	6	2	0	0	60	346
121221	167	14	39	1	4	7	4	2	68	306
121223	274	30	114	3	7	6	2	0	60	496
121224	262	32	101	1	6	7	3	1	71	484
121225	242	24	88	3	11	13	5	1	72	459
121226	225	25	61	3	9	11	4	4	69	411
121227	277	34	65	2	13	14	4	1	72	482
121228	215	23	55	4	5	18	5	0	64	389
121232	213	13	60	1	6	7	0	2	44	346
121233	221	18	38	6	15	6	1	1	68	374
121235	127	9	31	0	6	6	2	1	37	219
121236	80	7	32	2	7	3	1	2	29	163
122218	230	18	65	0	7	2	2	0	71	395
151101	218	20	127	6	10	2	1	0	61	445
151102	272	15	192	8	15	10	2	0	66	580
151105	204	11	125	6	9	4	1	1	62	423
151107	244	26	119	0	9	11	4	1	64	478
151108	112	7	81	6	7	6	0	0	26	245
151110	265	17	191	9	18	4	0	2	79	585

	DEM	DEM*	REP	REP*	AIP	GRN	LIB	PFP	N-P	Total
151114	199	13	176	3	8	6	0	0	50	455
201926	0	0	0	0	0	0	0	0	0	0
202001	105	10	67	2	3	0	0	2	27	216
202003	60	4	34	0	5	2	0	0	17	122
202004	203	16	120	1	4	7	4	0	51	406
202005	143	13	127	3	1	1	0	1	41	330
202006	311	34	271	6	10	5	0	0	64	701
202007	166	13	198	6	7	5	1	0	39	435
202008	164	23	308	5	0	3	3	0	61	567
202010	102	11	128	7	6	2	3	1	32	292
202012	259	23	246	7	12	8	2	1	80	638
202014	247	29	196	5	16	13	6	1	50	563
202016	238	29	288	10	9	4	3	0	74	655
202018	226	28	253	12	6	1	3	1	59	589
202019	202	13	96	1	12	4	2	0	70	400
202020	154	10	109	1	4	2	3	2	37	322
202021	254	21	187	2	7	7	0	0	62	540
202023	227	16	185	4	11	3	0	1	56	503
202024	213	24	173	2	7	3	0	1	39	462
202026	266	25	311	8	5	5	2	1	71	694
202027	230	26	182	3	5	5	3	0	74	528
202032	245	23	265	4	6	2	0	0	73	618
202035	5	0	1	0	0	0	0	0	3	9
202904	28	3	16	0	5	1	2	0	13	68
202915	0	0	1	0	0	0	0	0	0	1
203001	149	16	61	5	3	12	3	0	40	289

	DEM	DEM*	REP	REP*	AIP	GRN	LIB	PFP	N-P	Total
203003	193	27	311	7	11	2	3	0	66	620
203905	2	0	7	0	1	0	0	0	0	10
203955	0	0	0	0	0	0	0	0	0	0
222095	2	0	6	1	0	1	0	0	2	12
222201	194	31	112	10	13	12	8	0	88	468
222202	251	31	146	4	6	10	3	1	80	532
222203	233	19	134	2	6	13	4	1	58	470
222205	326	28	207	8	1	8	6	0	73	657
222206	268	34	218	2	17	7	2	0	94	642
222208	303	26	85	4	6	10	1	2	59	496
222209	283	26	123	5	12	7	3	0	84	543
222210	238	22	95	5	7	8	3	3	70	451
222211	150	9	59	2	3	5	2	0	27	257
222214	214	25	117	2	9	3	2	0	46	418
222215	291	28	190	3	9	6	5	0	80	612
222216	151	16	59	1	2	1	0	0	44	274
222217	202	17	93	7	8	3	2	1	66	399
222221	176	22	117	2	5	5	0	0	55	382
222222	257	32	82	4	4	6	2	0	49	436
222223	284	12	151	5	10	12	5	2	78	559
222224	261	29	197	8	7	5	2	1	65	575
222226	303	34	149	1	11	23	7	1	89	618
222227	270	21	291	5	7	3	2	1	46	646
222230	265	21	197	2	10	11	0	0	54	560
222232	241	11	159	5	7	3	2	0	61	489
222233	210	21	135	1	10	3	4	0	63	447

	DEM	DEM*	REP	REP*	AIP	GRN	LIB	PFP	N-P	Total
222234	266	20	135	5	7	6	2	0	70	511
222235	113	8	42	1	5	5	2	0	26	202
222237	200	22	118	1	6	3	4	1	37	392
222239	326	33	239	6	13	9	2	0	81	709
222241	275	30	287	8	11	1	0	0	65	677
223801	0	0	0	0	0	0	0	0	0	0
282025	70	11	50	3	2	1	2	1	27	167
282031	307	30	318	5	16	4	2	0	76	758
282033	274	21	241	10	8	2	3	0	71	630
283005	149	11	176	4	4	4	3	0	59	410
283007	178	19	80	8	5	4	1	3	51	349
283008	154	12	52	2	6	4	4	0	53	287
300120	0	2	0	0	0	0	0	0	0	2
300917	0	0	0	0	0	0	0	0	0	0
300992	14	0	24	0	2	1	0	0	6	47
303014	16	0	18	2	2	0	0	0	10	48
303017	94	12	22	1	1	3	2	0	49	184
303019	129	12	34	1	1	5	0	0	45	227
303020	18	2	10	0	4	0	1	0	12	47
303021	59	3	8	0	2	0	0	0	29	101
303022	73	3	14	1	1	3	2	0	31	128
303023	31	4	7	0	2	0	0	0	15	59
303024	65	4	20	1	3	3	0	0	27	123
303026	14	4	14	1	5	0	3	0	10	51
303027	16	0	6	0	2	0	0	0	10	34
303028	7	1	2	0	0	2	1	0	5	18

	DEM	DEM*	REP	REP*	AIP	GRN	LIB	PFP	N-P	Total
303029	30	1	6	0	0	0	1	0	16	54
303031	126	12	50	2	6	7	2	3	49	257
303032	63	3	14	1	1	3	1	0	16	102
303033	69	2	13	0	6	3	2	0	27	122
303036	61	0	13	0	1	4	0	1	21	101
303049	64	4	70	3	1	0	0	0	35	177
303050	41	4	43	0	2	2	1	0	20	113
303051	53	8	37	2	2	8	1	0	30	141
303053	0	0	0	0	0	0	0	0	0	0
303056	2	0	1	0	0	0	0	0	2	5
303058	85	7	56	4	9	8	2	0	36	207
303059	125	18	195	4	8	5	4	0	45	404
303060	98	12	222	4	5	0	0	0	46	387
303061	164	9	368	10	9	2	2	0	62	626
303062	164	17	293	11	14	6	6	3	72	586
303066	50	6	107	3	4	2	1	0	32	205
303068	41	3	62	1	2	3	1	0	14	127
303069	116	15	325	3	11	1	3	0	46	520
303071	146	15	266	7	11	4	2	1	64	516
303073	64	6	147	7	3	2	1	0	29	259
303075	21	1	40	0	3	0	0	0	15	80
303077	59	6	26	0	3	10	0	0	28	132
303078	0	0	0	0	0	0	0	0	0	0
303079	2	1	4	0	0	1	0	0	2	10
303080	43	2	59	1	3	5	1	0	19	133
303081	0	0	0	0	0	0	0	0	0	0

	DEM	DEM*	REP	REP*	AIP	GRN	LIB	PFP	N-P	Total
303082	21	0	13	0	2	0	1	0	9	46
303083	17	1	27	1	1	2	0	0	10	59
303085	12	2	55	3	2	0	0	1	10	85
303086	12	2	15	0	0	2	0	0	5	36
303092	128	16	155	7	16	0	2	0	39	363
303095	76	2	17	3	5	1	2	0	43	149
303914	10	0	23	0	0	3	0	0	3	39
303950	4	4	3	0	1	0	1	0	6	19
303954	0	0	0	0	0	0	0	0	0	0
303966	4	0	0	0	1	0	0	0	0	5
303978	0	0	0	0	0	0	0	0	0	0
303980	0	0	0	0	0	0	0	0	0	0
303984	2	0	3	0	1	0	0	0	3	9
303986	7	0	28	1	0	1	3	2	4	46
303987	58	10	125	8	5	0	1	0	40	247
303994	0	0	1	0	0	0	0	0	0	1
304001	0	0	0	0	0	0	0	0	0	0
304002	42	7	93	7	5	0	0	0	38	192
304006	177	9	183	5	21	1	1	0	72	469
304009	152	12	230	3	12	3	0	0	39	451
304010	138	15	298	12	11	1	1	0	58	534
304012	119	24	312	7	8	1	1	0	46	518
304014	0	0	0	0	0	0	0	0	0	0
304017	0	0	0	0	0	0	0	0	0	0
304915	0	0	0	0	0	0	0	0	0	0
305903	20	1	25	0	0	0	1	0	7	54

	DEM	DEM*	REP	REP*	AIP	GRN	LIB	PFP	N-P	Total
313501	29	2	26	0	0	0	0	0	26	83
314525	60	6	131	5	5	0	0	0	29	236
323201	0	0	0	0	0	0	0	0	0	0
363301	30	2	72	2	1	1	0	0	13	121
363302	130	18	229	2	13	2	1	1	56	452
363303	175	13	260	6	8	1	1	0	52	516
363304	175	19	353	6	13	3	3	1	64	637
363305	56	3	118	1	3	0	0	0	18	199
373401	74	5	107	1	6	0	1	0	22	216
373402	161	22	263	7	16	5	3	1	69	547
373403	218	21	234	6	18	4	4	0	60	565
383006	237	30	212	10	8	2	4	0	64	567
383011	237	25	224	6	6	4	4	0	63	569
383015	79	4	123	2	1	1	0	0	24	234
383016	222	25	172	5	10	7	2	0	80	523
383039	156	19	96	5	7	2	0	1	56	342
383040	148	17	108	1	2	2	2	1	36	317
383041	191	22	122	5	12	5	3	0	70	430
383042	303	26	123	2	11	9	2	2	86	564
383043	170	20	96	7	7	8	3	2	57	370
383045	279	21	207	3	13	4	1	0	62	590
383047	193	19	229	2	8	4	4	0	72	531
383916	109	12	51	3	5	1	1	0	59	241
389008	0	0	0	0	0	0	0	0	0	0
400012	4	0	5	0	0	1	0	0	2	12
400915	18	0	15	0	3	0	1	0	12	49

	DEM	DEM*	REP	REP*	AIP	GRN	LIB	PFP	N-P	Total
400918	0	0	3	0	0	0	0	0	0	3
400921	0	0	0	0	0	0	0	0	0	0
400926	0	0	2	0	0	0	0	0	0	2
403087	176	18	183	9	17	0	2	1	70	476
403088	167	13	286	12	7	1	1	0	57	544
403090	0	0	0	0	0	0	0	0	0	0
403091	79	3	161	3	4	2	3	1	29	285
403093	9	1	32	1	0	0	0	0	1	44
404003	14	0	11	0	1	0	0	0	2	28
404015	0	0	0	0	0	0	0	0	0	0
404018	0	0	2	0	0	0	0	0	0	2
404019	68	9	152	4	3	1	1	0	20	258
404021	190	15	298	9	10	0	3	0	45	570
404022	113	13	224	6	14	1	5	1	56	433
404023	123	6	284	8	13	6	1	1	57	499
404025	66	3	105	4	9	0	0	0	24	211
404026	63	3	231	7	3	0	2	0	26	335
404027	123	16	333	6	8	1	0	0	36	523
404028	117	11	271	9	14	1	3	0	35	461
404030	147	6	265	13	12	1	2	0	49	495
404031	149	4	281	11	12	0	1	1	54	513
404032	89	9	205	8	11	0	1	1	49	373
404034	137	13	242	5	8	2	0	0	34	441
404035	139	13	299	11	9	2	0	0	65	538
404037	137	9	293	9	4	3	2	0	52	509
404039	121	4	261	10	9	1	2	0	57	465

	DEM	DEM*	REP	REP*	AIP	GRN	LIB	PFP	N-P	Total
404040	166	19	276	8	25	0	1	1	56	552
404041	135	10	190	3	15	0	2	0	51	406
404042	110	2	205	4	6	2	1	0	39	369
404044	146	6	207	10	8	1	1	1	40	420
404046	28	1	60	1	1	1	0	0	15	107
404918	0	0	0	0	0	0	0	0	0	0
404926	1	0	1	0	3	0	0	0	0	5
405006	40	3	113	4	5	1	0	0	12	178
405009	67	4	129	3	2	0	0	0	4	209
405010	178	15	275	4	17	2	2	0	50	543
405012	59	6	72	1	6	0	0	0	35	179
405013	106	4	57	5	6	0	1	0	31	210
405014	13	0	38	0	2	0	2	0	5	60
405020	5	0	17	0	0	0	0	0	8	30
405021	1	0	1	0	0	0	0	0	1	3
405905	6	0	8	0	0	0	0	0	4	18
405906	6	0	33	0	2	0	0	0	2	43
405914	0	0	2	0	2	0	0	0	0	4
405920	1	0	4	0	0	0	0	0	0	5
414501	193	10	225	8	8	2	3	1	87	537
414502	164	15	214	6	9	0	3	1	64	476
414504	157	11	126	2	14	0	0	2	48	360
414505	149	15	203	3	15	4	3	0	55	447
414506	186	6	247	6	9	0	1	1	34	490
414508	218	7	148	3	19	1	3	3	56	458
414510	165	13	128	8	6	2	3	1	55	381

	DEM	DEM*	REP	REP*	AIP	GRN	LIB	PFP	N-P	Total
414512	194	11	187	5	13	0	0	5	58	473
414513	218	11	192	3	15	1	3	5	55	503
414516	187	18	158	1	13	0	4	1	61	443
414518	235	17	196	7	14	2	3	1	56	531
414519	195	11	190	11	17	4	0	1	87	516
414521	173	14	198	4	10	0	2	1	76	478
414522	97	5	121	1	14	0	0	1	42	281
414524	91	5	110	1	3	0	2	0	26	238
435809	77	5	98	0	3	1	2	0	26	212
435814	5	0	12	0	0	0	0	0	1	18
435913	0	0	0	0	0	0	0	0	0	0
445701	167	4	30	3	5	1	1	0	34	245
445702	323	16	113	6	10	4	1	1	60	534
503992	0	0	0	0	1	0	0	0	0	1
505001	9	0	27	0	1	0	3	0	6	46
505002	0	0	0	0	0	0	0	0	0	0
505003	0	0	1	0	0	0	0	0	0	1
505004	40	1	84	3	5	2	1	0	20	156
505005	58	5	107	2	6	0	0	0	30	208
505007	27	2	54	2	0	0	0	0	10	95
505016	41	0	68	0	1	0	0	0	9	119
505901	30	3	81	2	7	0	1	0	13	137
505902	0	0	0	0	0	0	0	0	0	0
505904	4	0	19	0	0	0	0	0	3	26
505916	0	0	11	0	0	0	0	0	1	12
505994	21	0	4	0	0	0	0	0	11	36

	DEM	DEM*	REP	REP*	AIP	GRN	LIB	PFP	N-P	Total
509005	32	0	56	0	2	0	0	0	6	96
535601	43	1	11	0	1	0	0	0	12	68
535602	78	6	188	3	3	3	1	0	34	316
535603	99	6	292	6	11	1	1	0	50	466
535604	147	15	339	10	14	0	1	0	55	581
535605	171	18	264	6	12	4	4	0	91	570
535606	234	16	182	8	23	0	1	2	62	528
535607	138	12	193	5	11	2	3	1	50	415
535608	178	7	174	8	15	3	0	0	53	438
535613	186	11	95	4	4	3	1	1	52	357
535614	205	14	183	6	6	0	4	1	72	491
535615	170	9	52	6	3	1	3	0	46	290
535617	157	14	156	5	12	2	4	0	38	388
535618	152	9	199	2	7	1	1	1	48	420
535619	149	10	302	6	9	1	2	0	30	509
535620	221	18	336	9	20	0	6	1	50	661
535621	97	2	131	6	8	0	1	0	27	272
535623	164	14	204	4	12	1	5	0	36	440
535624	203	6	199	8	10	1	1	0	53	481
535625	1	1	1	0	0	0	0	0	1	4
535626	160	10	129	10	13	1	1	2	49	375
535628	135	3	42	4	3	1	1	0	38	227
535630	209	5	108	4	6	1	2	5	53	393
535631	164	6	95	2	11	0	0	2	38	318
535632	182	14	237	9	9	1	0	0	61	513
535633	208	10	300	9	10	2	4	0	68	611

	DEM	DEM*	REP	REP*	AIP	GRN	LIB	PFP	N-P	Total
535636	235	22	247	13	13	1	1	0	59	591
535637	172	3	133	7	5	1	1	0	33	355
535640	224	5	81	2	10	0	1	2	50	375
535641	217	26	162	9	11	0	4	2	35	466
535803	25	0	86	2	4	0	6	0	14	137
535805	147	13	234	14	9	1	2	3	73	496
535843	187	20	138	5	14	0	1	0	71	436
Total	39900	3506	37614	1109	1956	839	451	136	12196	97607



Cumulative Ballots Returned By Voting Precinct & Party Statewide Direct Primary Election - June 03, 2008

These totals indicate voters who chose a Cross-Over Ballot

	DEM	DEM*	REP	REP*	AIP	GRN	LIB	PFP	N-P	Total
100026	17	3	6	0	0	0	0	0	2	28
101002	97	14	116	0	7	1	1	0	22	258
101006	145	25	184	6	6	1	0	0	27	394
101007	95	18	102	3	0	0	1	0	15	234
101008	98	11	47	5	0	6	1	2	17	187
101010	132	13	221	6	8	6	4	0	28	418
101013	164	27	146	5	4	1	1	0	37	385
101015	116	19	177	2	4	2	2	0	28	350
101018	154	11	178	2	8	1	1	0	22	377
101021	81	10	72	3	2	4	0	0	15	187
101023	159	16	129	2	1	4	0	0	20	331
101024	2	0	2	0	0	0	1	0	2	7
101026	151	16	54	2	2	2	1	0	11	239
101027	151	13	64	1	4	2	1	0	20	256
101028	83	10	41	0	2	0	0	0	8	144
101032	4	2	7	0	2	0	0	0	6	21
121201	27	3	18	2	1	2	0	0	5	58
121202	6	0	4	0	0	0	0	0	1	11
121203	132	15	148	7	1	3	0	0	22	328
121206	135	8	36	3	3	3	0	1	17	206
121207	115	9	12	0	1	0	0	0	12	149
121208	180	33	154	9	4	3	2	0	37	422
121209	7	0	1	0	0	0	0	0	3	11

	DEM	DEM*	REP	REP*	AIP	GRN	LIB	PFP	N-P	Total
121210	47	7	36	2	1	0	0	0	6	99
121211	125	25	85	4	3	4	0	0	17	263
121214	105	3	24	1	0	2	0	0	16	151
121215	99	4	12	0	2	2	0	0	16	135
121216	153	16	34	1	5	3	2	0	15	229
121217	155	26	140	0	1	2	2	0	24	350
121218	170	16	74	3	0	5	3	0	26	297
121219	110	15	35	2	2	1	0	0	24	189
121221	69	11	16	1	1	5	2	1	20	126
121223	161	15	73	2	3	3	1	0	25	283
121224	157	21	61	1	2	2	1	0	25	270
121225	124	10	48	2	5	6	2	1	26	224
121226	106	15	36	2	4	5	1	2	24	195
121227	154	22	35	2	4	8	2	0	20	247
121228	103	14	22	4	2	10	0	0	16	171
121232	117	9	27	1	3	2	0	2	6	167
121233	129	10	20	2	3	2	0	0	23	189
121235	62	5	21	0	2	2	1	0	9	102
121236	43	3	17	0	2	1	0	1	11	78
122218	113	13	30	0	1	1	0	0	29	187
151101	144	14	90	5	3	2	0	0	26	284
151102	173	12	132	6	8	3	1	0	28	363
151105	114	10	72	4	2	2	0	0	20	224
151107	138	21	66	0	4	6	2	0	29	266
151108	68	6	47	4	3	0	0	0	8	136
151110	158	14	122	4	9	2	0	1	37	347

	DEM	DEM*	REP	REP*	AIP	GRN	LIB	PFP	N-P	Total
151114	115	7	99	3	3	1	0	0	18	246
201926	0	0	0	0	0	0	0	0	0	0
202001	72	5	37	1	1	0	0	2	9	127
202003	29	2	14	0	3	1	0	0	8	57
202004	130	4	71	0	2	3	1	0	14	225
202005	91	11	82	3	0	0	0	0	10	197
202006	254	30	230	6	7	5	0	0	44	576
202007	110	9	122	2	3	2	1	0	9	258
202008	101	14	186	4	0	3	2	0	30	340
202010	66	9	83	3	2	1	2	1	9	176
202012	148	14	148	7	6	5	2	0	31	361
202014	140	20	116	4	6	4	1	1	19	311
202016	140	21	176	5	3	3	1	0	28	377
202018	156	19	180	7	3	0	1	0	26	392
202019	110	10	38	1	6	2	2	0	20	189
202020	106	6	68	1	0	0	2	1	14	198
202021	170	12	107	1	1	3	0	0	21	315
202023	122	11	107	2	6	1	0	1	15	265
202024	144	23	96	0	3	2	0	0	11	279
202026	176	18	194	5	1	1	2	0	33	430
202027	140	21	111	3	3	2	3	0	37	320
202032	153	15	150	2	1	0	0	0	26	347
202035	5	0	0	0	0	0	0	0	2	7
202904	20	1	10	0	2	0	1	0	2	36
202915	0	0	1	0	0	0	0	0	0	1
203001	94	12	31	5	1	9	1	0	22	175

	DEM	DEM*	REP	REP*	AIP	GRN	LIB	PFP	N-P	Total
203003	122	20	207	2	4	1	0	0	22	378
203905	1	0	2	0	0	0	0	0	0	3
203955	0	0	0	0	0	0	0	0	0	0
222095	1	0	2	0	0	0	0	0	0	3
222201	93	23	64	6	8	3	2	0	21	220
222202	144	19	80	3	4	3	1	0	31	285
222203	136	12	74	2	3	5	1	0	19	252
222205	205	21	139	6	0	4	2	0	19	396
222206	169	26	139	1	9	6	2	0	40	392
222208	170	16	48	3	0	4	0	0	20	261
222209	168	15	71	4	5	4	2	0	19	288
222210	137	15	59	4	2	3	1	1	21	243
222211	87	4	43	0	2	2	2	0	10	150
222214	143	18	69	1	1	2	1	0	16	251
222215	190	20	118	2	3	5	2	0	26	366
222216	91	9	34	1	1	0	0	0	14	150
222217	115	10	41	4	1	1	1	1	21	195
222221	125	20	76	2	3	3	0	0	22	251
222222	151	17	50	2	1	5	1	0	18	245
222223	207	7	95	3	1	5	4	0	30	352
222224	164	18	123	6	3	3	1	0	22	340
222226	183	21	76	1	3	11	3	1	28	327
222227	157	14	202	5	5	2	1	0	17	403
222230	158	15	117	1	4	6	0	0	22	323
222232	141	8	95	3	2	1	1	0	23	274
222233	112	15	75	1	3	2	1	0	22	231

	DEM	DEM*	REP	REP*	AIP	GRN	LIB	PFP	N-P	Total
222234	169	11	80	3	5	4	0	0	27	299
222235	62	6	25	0	2	1	2	0	12	110
222237	137	16	70	0	3	3	2	1	16	248
222239	219	22	146	4	6	3	1	0	39	440
222241	200	24	195	7	5	0	0	0	32	463
223801	0	0	0	0	0	0	0	0	0	0
282025	42	6	28	1	2	1	2	1	5	88
282031	215	19	208	3	6	2	1	0	37	491
282033	201	17	152	6	3	0	2	0	30	411
283005	100	6	117	1	2	4	2	0	28	260
283007	112	14	49	8	2	2	0	0	21	208
283008	90	9	27	2	3	3	2	0	27	163
300120	0	0	0	0	0	0	0	0	0	0
300917	0	0	0	0	0	0	0	0	0	0
300992	9	0	15	0	1	0	0	0	1	26
303014	11	0	6	1	0	0	0	0	3	21
303017	44	6	11	0	0	2	1	0	10	74
303019	79	9	24	0	1	3	0	0	16	132
303020	6	0	3	0	0	0	0	0	0	9
303021	22	1	5	0	1	0	0	0	9	38
303022	18	2	7	1	0	2	1	0	5	36
303023	14	1	3	0	1	0	0	0	2	21
303024	16	2	4	0	0	1	0	0	2	25
303026	1	2	1	0	0	0	1	0	0	5
303027	4	0	0	0	0	0	0	0	1	5
303028	2	0	1	0	0	0	0	0	1	4

	DEM	DEM*	REP	REP*	AIP	GRN	LIB	PFP	N-P	Total
303029	5	0	1	0	0	0	0	0	2	8
303031	51	9	24	2	2	6	0	1	11	106
303032	22	0	6	1	1	1	0	0	5	36
303033	21	1	2	0	2	0	0	0	8	34
303036	20	0	1	0	1	3	0	0	7	32
303049	39	4	35	3	1	0	0	0	16	98
303050	18	4	23	0	0	2	1	0	6	54
303051	22	4	24	2	0	6	1	0	8	67
303053	0	0	0	0	0	0	0	0	0	0
303056	0	0	0	0	0	0	0	0	1	1
303058	32	3	28	1	4	4	0	0	11	83
303059	83	12	126	1	3	2	2	0	27	256
303060	64	8	153	3	3	0	0	0	25	256
303061	115	7	248	9	5	1	1	0	25	411
303062	106	10	181	7	6	3	1	1	29	344
303066	34	4	75	1	2	2	0	0	18	136
303068	26	1	43	1	0	3	1	0	9	84
303069	71	10	230	3	4	0	2	0	23	343
303071	108	10	187	4	7	3	0	0	29	348
303073	42	2	97	7	1	2	1	0	16	168
303075	9	1	24	0	1	0	0	0	2	37
303077	36	5	16	0	2	3	0	0	9	71
303078	0	0	0	0	0	0	0	0	0	0
303079	0	0	0	0	0	0	0	0	0	0
303080	25	1	25	1	1	1	0	0	7	61
303081	0	0	0	0	0	0	0	0	0	0

	DEM	DEM*	REP	REP*	AIP	GRN	LIB	PFP	N-P	Total
303082	13	0	5	0	0	0	1	0	4	23
303083	4	1	10	1	1	2	0	0	2	21
303085	5	1	32	2	0	0	0	0	3	43
303086	2	2	8	0	0	1	0	0	2	15
303092	76	13	99	5	9	0	2	0	18	222
303095	27	1	4	0	4	0	0	0	9	45
303914	6	0	16	0	0	0	0	0	1	23
303950	4	1	2	0	0	0	1	0	1	9
303954	0	0	0	0	0	0	0	0	0	0
303966	1	0	0	0	0	0	0	0	0	1
303978	0	0	0	0	0	0	0	0	0	0
303980	0	0	0	0	0	0	0	0	0	0
303984	0	0	3	0	0	0	0	0	1	4
303986	4	0	20	1	0	0	3	1	0	29
303987	32	8	86	5	1	0	0	0	24	156
303994	0	0	1	0	0	0	0	0	0	1
304001	0	0	0	0	0	0	0	0	0	0
304002	12	5	36	3	2	0	0	0	13	71
304006	101	6	91	3	10	0	1	0	27	239
304009	100	9	159	2	7	2	0	0	19	298
304010	92	7	190	6	4	1	1	0	22	323
304012	86	20	217	6	5	1	1	0	27	363
304014	0	0	0	0	0	0	0	0	0	0
304017	0	0	0	0	0	0	0	0	0	0
304915	0	0	0	0	0	0	0	0	0	0
305903	7	1	17	0	0	0	0	0	3	28

	DEM	DEM*	REP	REP*	AIP	GRN	LIB	PFP	N-P	Total
313501	7	2	9	0	0	0	0	0	8	26
314525	22	5	67	4	2	0	0	0	8	108
323201	0	0	0	0	0	0	0	0	0	0
363301	19	2	55	2	0	0	0	0	7	85
363302	72	11	152	2	5	2	1	0	20	265
363303	121	11	179	6	2	0	0	0	26	345
363304	108	15	237	4	8	2	2	0	26	402
363305	40	3	89	1	3	0	0	0	11	147
373401	35	4	64	1	3	0	0	0	9	116
373402	90	16	154	4	7	4	1	1	24	301
373403	162	11	157	6	13	2	2	0	27	380
383006	168	21	142	7	3	2	2	0	23	368
383011	160	13	149	5	4	2	2	0	26	361
383015	59	2	86	2	0	0	0	0	9	158
383016	131	19	104	4	2	4	0	0	28	292
383039	95	10	54	3	3	1	0	0	25	191
383040	108	13	81	0	1	2	1	0	14	220
383041	122	11	75	2	5	3	2	0	23	243
383042	210	20	76	2	5	1	2	0	39	355
383043	106	16	56	4	3	5	1	1	15	207
383045	179	13	127	3	8	2	0	0	26	358
383047	124	14	132	2	4	3	1	0	22	302
383916	33	6	21	2	2	1	0	0	21	86
389008	0	0	0	0	0	0	0	0	0	0
400012	2	0	3	0	0	0	0	0	1	6
400915	7	0	8	0	0	0	1	0	2	18

	DEM	DEM*	REP	REP*	AIP	GRN	LIB	PFP	N-P	Total
400918	0	0	2	0	0	0	0	0	0	2
400921	0	0	0	0	0	0	0	0	0	0
400926	0	0	2	0	0	0	0	0	0	2
403087	112	10	103	9	9	0	0	0	29	272
403088	106	8	196	12	4	1	1	0	30	358
403090	0	0	0	0	0	0	0	0	0	0
403091	53	3	105	2	1	1	1	0	14	180
403093	4	1	23	0	0	0	0	0	1	29
404003	4	0	5	0	1	0	0	0	1	11
404015	0	0	0	0	0	0	0	0	0	0
404018	0	0	2	0	0	0	0	0	0	2
404019	41	6	112	4	1	1	0	0	11	176
404021	126	12	209	7	1	0	3	0	22	380
404022	66	8	152	1	6	1	3	1	16	254
404023	74	2	167	4	1	3	0	0	26	277
404025	39	2	60	3	5	0	0	0	13	122
404026	34	2	146	5	3	0	2	0	8	200
404027	89	15	265	4	6	1	0	0	15	395
404028	75	6	200	9	5	0	0	0	18	313
404030	110	6	201	10	7	0	2	0	29	365
404031	76	1	168	7	5	0	0	0	17	274
404032	55	7	131	6	4	0	1	1	15	220
404034	74	8	144	4	3	1	0	0	12	246
404035	84	7	179	8	5	0	0	0	23	306
404037	83	7	171	8	2	0	1	0	29	301
404039	62	2	159	6	1	0	2	0	24	256

	DEM	DEM*	REP	REP*	AIP	GRN	LIB	PFP	N-P	Total
404040	100	16	193	6	14	0	1	1	26	357
404041	89	8	104	2	9	0	0	0	15	227
404042	63	2	131	2	1	0	0	0	16	215
404044	97	3	125	5	3	0	0	1	9	243
404046	14	0	30	1	1	1	0	0	3	50
404918	0	0	0	0	0	0	0	0	0	0
404926	0	0	0	0	0	0	0	0	0	0
405006	22	2	85	4	1	1	0	0	2	117
405009	52	4	106	2	2	0	0	0	3	169
405010	111	10	183	3	9	0	1	0	25	342
405012	26	4	36	0	3	0	0	0	7	76
405013	45	2	28	3	2	0	1	0	9	90
405014	2	0	26	0	2	0	1	0	0	31
405020	1	0	8	0	0	0	0	0	1	10
405021	0	0	1	0	0	0	0	0	0	1
405905	3	0	5	0	0	0	0	0	2	10
405906	3	0	18	0	0	0	0	0	1	22
405914	0	0	0	0	2	0	0	0	0	2
405920	0	0	2	0	0	0	0	0	0	2
414501	113	6	138	6	3	0	0	0	32	298
414502	101	10	137	4	4	0	3	1	24	284
414504	101	10	78	2	4	0	0	1	18	214
414505	91	8	142	2	8	3	2	0	26	282
414506	127	2	176	5	5	0	1	0	15	331
414508	137	5	92	2	7	0	2	2	21	268
414510	87	11	68	6	1	1	2	0	19	195

	DEM	DEM*	REP	REP*	AIP	GRN	LIB	PFP	N-P	Total
414512	114	6	116	4	5	0	0	2	20	267
414513	146	7	120	3	6	1	3	2	18	306
414516	116	11	95	1	4	0	1	1	18	247
414518	152	7	125	4	6	0	0	1	19	314
414519	110	7	124	7	12	2	0	0	29	291
414521	94	8	101	3	5	0	1	0	25	237
414522	62	3	86	0	7	0	0	0	21	179
414524	53	4	75	1	1	0	1	0	13	148
435809	47	5	76	0	1	1	2	0	8	140
435814	1	0	4	0	0	0	0	0	0	5
435913	0	0	0	0	0	0	0	0	0	0
445701	82	4	17	3	3	0	0	0	12	121
445702	160	10	57	3	7	3	1	1	13	255
503992	0	0	0	0	0	0	0	0	0	0
505001	5	0	13	0	1	0	2	0	2	23
505002	0	0	0	0	0	0	0	0	0	0
505003	0	0	1	0	0	0	0	0	0	1
505004	19	1	49	1	1	1	1	0	8	81
505005	23	3	56	1	1	0	0	0	5	89
505007	11	1	34	1	0	0	0	0	2	49
505016	21	0	24	0	1	0	0	0	3	49
505901	15	2	56	1	3	0	1	0	4	82
505902	0	0	0	0	0	0	0	0	0	0
505904	1	0	7	0	0	0	0	0	0	8
505916	0	0	7	0	0	0	0	0	0	7
505994	7	0	2	0	0	0	0	0	2	11

	DEM	DEM*	REP	REP*	AIP	GRN	LIB	PFP	N-P	Total
509005	15	0	29	0	2	0	0	0	3	49
535601	16	0	2	0	0	0	0	0	0	18
535602	40	4	133	3	2	2	1	0	14	199
535603	53	6	184	6	5	1	1	0	22	278
535604	97	12	221	5	4	0	0	0	22	361
535605	92	7	158	3	4	2	1	0	24	291
535606	107	12	109	5	9	0	0	1	22	265
535607	77	11	125	1	5	2	2	1	19	243
535608	117	5	107	8	8	2	0	0	15	262
535613	86	6	51	3	2	2	0	0	19	169
535614	89	10	80	2	1	0	2	0	15	199
535615	77	9	32	4	1	0	1	0	12	136
535617	106	10	95	4	4	2	0	0	12	233
535618	79	6	119	0	3	1	0	0	18	226
535619	90	10	221	5	2	0	2	0	8	338
535620	153	17	227	7	12	0	5	1	17	439
535621	52	2	79	5	2	0	0	0	5	145
535623	103	9	136	2	6	0	5	0	7	268
535624	103	4	106	6	4	1	0	0	18	242
535625	1	0	1	0	0	0	0	0	0	2
535626	82	6	63	8	5	0	0	1	15	180
535628	60	2	22	1	1	1	1	0	12	100
535630	84	4	59	1	3	0	1	2	13	167
535631	78	1	56	1	6	0	0	1	13	156
535632	101	8	150	7	2	1	0	0	15	284
535633	97	7	170	5	4	0	0	0	21	304

	DEM	DEM*	REP	REP*	AIP	GRN	LIB	PFP	N-P	Total
535636	154	21	174	10	10	0	0	0	29	398
535637	94	3	77	6	3	1	1	0	9	194
535640	99	4	36	1	3	0	0	0	10	153
535641	119	15	111	7	6	0	0	0	9	267
535803	11	0	60	0	4	0	0	0	3	78
535805	69	11	100	4	5	1	0	3	24	217
535843	76	12	72	3	6	0	0	0	19	188
Total:	23652	2381	23273	742	830	409	208	52	4411	55958



BOARD OF SUPERVISORS
AGENDA LETTER

Agenda Number:

A-7

Clerk of the Board of Supervisors
105 E. Anapamu Street, Suite 407
Santa Barbara, CA 93101
(805) 568-2240

Department Name: Clerk, Recorder and Assessor
Department No.: 062
For Agenda Of: 7/1/2008
Placement: Administrative LATE
Estimate Time: .05
Continued Item: NO JUN 20 08
If Yes, date from: DOCKET
Vote Required: Majority

0701-16

TO: Board of Supervisors
FROM: Department Director(s) Joseph E. Molland, Clerk, Recorder and Assessor JUL 1 - 2008
Contact Info: Billie Alvarez, Chief Deputy Registrar of Voters, 568-2203
SUBJECT: Certification of the June 3, 2008 Statewide Direct Primary Election

County Counsel Concurrence:

As to form: [] Yes [] No [X] N/A

Auditor-Controller Concurrence:

As to form: [] Yes [] No [X] N/A

Other Concurrence: N/A

As to form: [] Yes [] No [X] N/A

Recommended Action(s):

That the Board of Supervisors accept and file the Certification of Results of the Official Canvass and Official Election Summary for the Statewide Direct Primary Election held on June 3, 2008, as required by law or routine business necessity.

Summary:

Elections Code Sections 15372 and 15400 mandates that the Registrar of Voters complete an official canvass of the election and submit the results to the governing body within 28 days. The canvass was completed on June 20, 2008.

As required by Election Code Section 15372, a signed and sealed Certificate of Election Results of the Official Canvass (Attachment A) and an Official Election Summary is attached (Attachment B).

With the certification of the election results by the Registrar of Voters, the final date for any registered voter in Santa Barbara County to request a recount of the results of this election is June 25, 2008 (Elections Code Section 15620).

Should any member of the Board of Supervisors or the Public want more detailed election results information by precinct, the Statement of Votes Cast for the June 3, 2008 Statewide Direct Primary Election may be found on the Clerk, Recorder and Assessor & Registrar of Voters website at SBCVOTE.com or may be obtained from the Elections Division.

Certification of the June 3, 2008 Statewide Direct Primary Election

7/1/2008

Page 2 of 2

Fiscal and Facilities Impacts:

Budgeted: Yes No

Legal Positions:

FTEs:

Special Instructions:

Please forward a copy of the approved agenda to the Santa Barbara Elections Office. Thank You

Attachments:

Attachment A: Certificate of Election Results

Attachment B: Official Election Summary

Authored by: Suzanne Jackson

cc: Joe Holland
Jim McClure
Billie Alvarez
Renee Bischof

JOSEPH E. HOLLAND
County Clerk, Recorder and Assessor
Registrar of Voters



105 E. Anapamu St. 2nd Floor
Santa Barbara, CA 93101

Mailing Address:

P.O. Box 159

Santa Barbara, CA 93102-0159

JIM McCLURE
Asst. County Clerk, Recorder and Assessor

COUNTY CLERK, RECORDER AND ASSESSOR

**CERTIFICATION OF ELECTION
RESULTS OF THE OFFICIAL CANVASS**


STATE OF CALIFORNIA)
)
) SS.
COUNTY OF SANTA BARBARA)

*I Joseph E. Holland, County Clerk, Recorder and Assessor &
Registrar of Voters for Santa Barbara County, do hereby certify:*

*That the foregoing is a full, true and correct statement of the
results of the official canvass of the returns of the June 3, 2008,
Statewide Direct Primary Election as directed by Sections 15372
and 15400 of the California Elections Code.*

IN WITNESS WHEREOF, *I hereunto set my
hand and affix the official seal at Santa Barbara,
California this 20th day of June, 2008.*

Seal



JOSEPH E. HOLLAND
County Clerk, Recorder and Assessor &
Registrar of Voters

ATTACHMENT A

Santa Barbara County
 Statewide Direct Primary Election
 June 3, 2008
 Certified Results

Date:06/20/08
 Time:13:31:22
 Page:1 of 4

Registered Voters 188277 - Cards Cast 73810 . 39.20% Num. Report Precinct 316 - Num. Reporting 316 100.00%

U.S. REPRESENTATIVE 23RD DISTRICT DEM		DEM		
	Polling	VBM	Total	
Number of Precincts	194	0	194	
Precincts Reporting	194	0	194	100.0 %
Vote For	1	1	1	
Total Votes	9024	16708	25732	
LOIS CAPPS	8891	16469	25360	98.55%

U.S. REPRESENTATIVE 23RD DISTRICT REP		REP		
	Polling	VBM	Total	
Number of Precincts	194	0	194	
Precincts Reporting	194	0	194	100.0 %
Vote For	1	1	1	
Total Votes	4052	10223	14275	
MATT T KOKKONEN	3982	10056	14038	98.34%

U.S. REPRESENTATIVE 24TH DISTRICT DEM		DEM		
	Polling	VBM	Total	
Number of Precincts	122	0	122	
Precincts Reporting	122	0	122	100.0 %
Vote For	1	1	1	
Total Votes	2330	4490	6820	
MARTA ANN JORGENSEN	1184	2520	3704	54.31%
JILL MARTINEZ	701	1322	2023	29.66%
MARY PALLANT	400	598	998	14.63%

U.S. REPRESENTATIVE 24TH DISTRICT REP		REP		
	Polling	VBM	Total	
Number of Precincts	122	0	122	
Precincts Reporting	122	0	122	100.0 %
Vote For	1	1	1	
Total Votes	4210	7936	12146	
ELTON GALLEGLY	3192	6156	9348	76.96%
MICHAEL TENENBAUM	1005	1755	2760	22.72%

STATE SENATOR 15TH DISTRICT DEM		DEM		
	Polling	VBM	Total	
Number of Precincts	65	0	65	
Precincts Reporting	65	0	65	100.0 %
Vote For	1	1	1	
Total Votes	171	310	481	

STATE SENATOR 15TH DISTRICT REP		REP		
	Polling	VBM	Total	
Number of Precincts	65	0	65	
Precincts Reporting	65	0	65	100.0 %
Vote For	1	1	1	
Total Votes	1990	4806	6796	
ABEL MALDONADO	1933	4717	6650	97.85%

Santa Barbara County
 Statewide Direct Primary Election
 June 3, 2008
 Certified Results

Date:06/20/08
 Time:13:31:22
 Page:2 of 4

Registered Voters 188277 - Cards Cast 73810 39.20% Num. Report Precinct 316 - Num. Reporting 316 100.00%

STATE SENATOR 19TH DISTRICT DEM		DEM		
	Polling	VBM	Total	
Number of Precincts	251	0	251	
Precincts Reporting	251	0	251	100.0 %
Vote For	1	1	1	
Total Votes	9499	17235	26734	
HANNAH-BETH JACKSON	9352	16990	26342	98.53%

STATE SENATOR 19TH DISTRICT REP		REP		
	Polling	VBM	Total	
Number of Precincts	251	0	251	
Precincts Reporting	251	0	251	100.0 %
Vote For	1	1	1	
Total Votes	6180	12990	19170	
TONY STRICKLAND	6106	12848	18954	98.87%

STATE ASSEMBLY 33RD DISTRICT DEM		DEM		
	Polling	VBM	Total	
Number of Precincts	131	0	131	
Precincts Reporting	131	0	131	100.0 %
Vote For	1	1	1	
Total Votes	2171	5041	7212	
ROBERT EVAN CUTHBERT	2097	4924	7021	97.35%

STATE ASSEMBLY 33RD DISTRICT REP		REP		
	Polling	VBM	Total	
Number of Precincts	131	0	131	
Precincts Reporting	131	0	131	100.0 %
Vote For	1	1	1	
Total Votes	3952	8534	12486	
SAM BLAKESLEE	3914	8454	12368	99.05%

STATE ASSEMBLY 35TH DISTRICT DEM		DEM		
	Polling	VBM	Total	
Number of Precincts	185	0	185	
Precincts Reporting	185	0	185	100.0 %
Vote For	1	1	1	
Total Votes	8156	14252	22408	
PEDRO NAVA	8009	14022	22031	98.32%

STATE ASSEMBLY 35TH DISTRICT REP		REP		
	Polling	VBM	Total	
Number of Precincts	185	0	185	
Precincts Reporting	185	0	185	100.0 %
Vote For	1	1	1	
Total Votes	3945	9035	12980	
GREGORY GANDRUD	3883	8924	12807	98.67%

Santa Barbara County
 Statewide Direct Primary Election
 June 3, 2008
 Certified Results

Date: 06/20/08
 Time: 13:31:22
 Page: 3 of 4

Registered Voters 188277 - Cards Cast 73810 39.20% Num. Report Precinct 316 - Num. Reporting 316 100.00%

REPUBLICAN COUNTY COMMITTEE 1ST SUP DIST REP		REP		
	Polling	VBM	Total	
Number of Precincts	50	0	50	
Precincts Reporting	50	0	50	100.0 %
Vote For	4	4	4	
Total Votes	2496	7203	9699	
FRANK HOTCHKISS	629	1766	2395	24.69%
GREGORY GANDRUD	496	1513	2009	20.71%
RONALD W. HURD	503	1468	1971	20.32%
DEBBIE LYNN THOMPSON	504	1415	1919	19.79%
TROY ADAIR LUCERO	358	1014	1372	14.15%

SUPERIOR COURT JUDGE OFFICE NO. 5		Polling	VBM	Total	
Number of Precincts	316	0	316		
Precincts Reporting	316	0	316	100.0 %	
Vote For	1	1	1		
Total Votes	20143	41437	61580		
JOHN MACKINNON	7979	16517	24496	39.78%	
JED BEEBE	4493	8936	13429	21.81%	
KEVIN READY	4274	7564	11838	19.22%	
LYNN S. CUTLER	3254	8193	11447	18.59%	

COUNTY BOARD OF SUPERVISORS 1ST DISTRICT		Polling	VBM	Total	
Number of Precincts	50	0	50		
Precincts Reporting	50	0	50	100.0 %	
Vote For	1	1	1		
Total Votes	3522	7986	11508		
SALUD CARBAJAL	3426	7787	11213	97.44%	

COUNTY BOARD OF SUPERVISORS 3RD DISTRICT		Polling	VBM	Total	
Number of Precincts	90	0	90		
Precincts Reporting	90	0	90	100.0 %	
Vote For	1	1	1		
Total Votes	6766	8446	15212		
DOREEN FARR	2714	2727	5441	35.77%	
STEVEN PAPPAS	1653	2245	3898	25.62%	
DAVE SMYSER	1199	1976	3175	20.87%	
DAVID (DAVE) BEARMAN	785	687	1472	9.68%	
VICTORIA POINTER	398	793	1191	7.83%	

COUNTY BOARD OF SUPERVISORS 4TH DISTRICT		Polling	VBM	Total	
Number of Precincts	67	0	67		
Precincts Reporting	67	0	67	100.0 %	
Vote For	1	1	1		
Total Votes	4572	9956	14528		
JONI GRAY	2404	5909	8313	57.22%	
JOHN I STERLING	2146	4025	6171	42.48%	

Santa Barbara County
 Statewide Direct Primary Election
 June 3, 2008
 Certified Results

Date:06/20/08
 Time:13:31:22
 Page:4 of 4

Registered Voters 188277 - Cards Cast 73810 39.20% Num. Report Precinct 316 - Num. Reporting 316 100.00%

PROPOSITION 98 EMINENT DOMAIN. LIMITS ON GOVERNMENT AUTHORITY				
	Polling	VBM	Total	
Number of Precincts	316	0	316	
Precincts Reporting	316	0	316	100.0 %
Vote For	1	1	1	
Total Votes	23392	47979	71371	
No	15216	29214	44430	62.25%
Yes	8176	18765	26941	37.75%

PROP 99 EMINENT DOMAIN. LIMITS ON GOVT ACQUISITION OF OWNER-OCCUPIED RESIDENCE				
	Polling	VBM	Total	
Number of Precincts	316	0	316	
Precincts Reporting	316	0	316	100.0 %
Vote For	1	1	1	
Total Votes	22926	47309	70235	
Yes	15211	33786	48997	69.76%
No	7715	13523	21238	30.24%

MEASURE V SANTA BARBARA CITY COLLEGE IMPROVEMENT				
	Polling	VBM	Total	
Number of Precincts	147	0	147	
Precincts Reporting	147	0	147	100.0 %
Vote For	1	1	1	
Total Votes	13401	26907	40308	
Bonds Yes	10069	18328	28397	70.45%
Bonds No	3332	8579	11911	29.55%



County of Santa Barbara

Legislative File ID **08-00609**

Type: **Agenda Item** Status: **On File**

Title: **Accept and file the Certification of Results of the Official Canvass and Official Election Summary for the Statewide Direct Primary Election held on June 3, 2008, as required by law or routine business necessity.**

Controlling Body: **BOARD OF SUPERVISORS**

Introduced: **6/20/2008** Version: **1**

Final Action: **7/1/2008** Contact:

Name: **Accept and file the Certification of Results of the Official Canvass and Official Election Summary for the Statewide Direct Primary Election held on June 3, 2008, as required by law or routine business necessity.**

Hearing Date:

Sponsors: **COUNTY CLERK-RECORDER-ASSESSOR**

Attachments: **Board Letter / Attachments**

Legislative History (* Unpublished Data)

Date	Acting Body	Action Taken	Motion	Media
7/1/2008	Unpublished Meeting Data Pending*			

powered by Daystar Computer Systems, Inc.

County Vote Reporting Form
Office of the Secretary of State
June 3, 2008 – Statewide Direct Primary Election
Official Canvass of Votes for Qualified Write-In Candidates

County Name Santa Barbara

Contact Name Curtis Goble Contact Phone 805 568 2589

PLEASE RETURN NO LATER THAN JULY 8, 2008

As part of the Statement of Vote, we will need to report the total number of votes received for each qualified write-in candidate. If your Official Canvass does not provide a break-down of this information, please use this form to report the votes to the Secretary of State, Elections Division.

All qualified write-in candidates are listed.

For each candidate, please indicate total number of votes, zero votes or N/A.

UNITED STATES REPRESENTATIVE DISTRICT 6 - Democratic
EDWARD NEWMAN

UNITED STATES REPRESENTATIVE DISTRICT 9 - Democratic
BRAD NEWSHAM

UNITED STATES REPRESENTATIVE DISTRICT 23 - Democratic
SANDRA MARSHALL-EMINGER

7

UNITED STATES REPRESENTATIVE DISTRICT 30 - Republican
KEITH FICHTELMAN

UNITED STATES REPRESENTATIVE DISTRICT 34 - Democratic
KEVIN MOREAU

STATE SENATOR DISTRICT 15 - Democratic
DENNIS MORRIS

51

ABEL MALDONADO

54

STATE ASSEMBLY MEMBER DISTRICT 4 - Democratic
DENNIS CAMPANALE

STATE ASSEMBLY MEMBER DISTRICT 9 - Peace and Freedom
C.T. WEBER

STATE ASSEMBLY MEMBER DISTRICT 50 - Republican
GLADYS MILLER

STATE ASSEMBLY MEMBER DISTRICT 62 - Republican
JOHNNIE SMITH

**CERTIFICATION OF COUNTY CLERK/REGISTRAR OF VOTERS
TO THE RESULTS OF THE CANVASS OF THE JUNE 3, 2008
STATEWIDE DIRECT PRIMARY**

STATE OF CALIFORNIA

COUNTY OF SANTA BARBARA

} ss.

I, JOSEPH E. HOLLAND, County Clerk/Registrar of Voters of said county, do hereby certify that, in pursuance to the provisions of Elections Code Section 15300, et seq., I did canvass the results of the votes cast in the Statewide Direct Primary Election held in said County on June 3, 2008 for measures and contests that were submitted to the vote of the voters, and that the Statement of Votes Cast to which this certificate is attached, is full, true and correct.

I hereby set my hand and official seal this 20th day of JUNE 2008 at
the County of SANTA BARBARA.



Joseph E. Holland
Registrar of Voters

County of SANTA BARBARA
State of California

HELP AMERICA VOTE ACT OF 2002
CERTIFICATION OF ELECTIONS OFFICIAL

STATE OF CALIFORNIA

COUNTY OF SANTA BARBARA

} ss.

Pursuant to the statewide voter registration list requirements set forth in the Help America Vote Act of 2002 (HAVA) (Pub. L. No. 107-252 (2002) 116 Stat. 1666, 42 U.S.C. § 15483),


I, JOSEPH E. HOLLAND, Registrar of Voters for the

County of SANTA BARBARA, State of California, hereby certify that I complied with all provisions of Chapter 2 of Division 7 of Title 2 of the California Code of Regulations for the Federal election held on the 3rd day of June 2008 in the County of

SANTA BARBARA, State of California, and all elections consolidated therewith.

I hereby set my hand and official seal this 30th day of JUNE 2008 at

the County of SANTA BARBARA.



Joseph E. Holland
Registrar of Voters

County of SANTA BARBARA
State of California



Certification of Elections Official (06/2008)